

M/s. Amrita Sai Educational Improvement Trust
Paritala – 521 180

PAN: AABTA 8734 G / APR – 0C – 074 - 01
Exemption Circle / Vijayawada

Audit Report under Section 12A(b) of the Income Tax Act, 1961
For the period ended 31st March, 2020

AUDITORS

M N RAO & ASSOCIATES

CHARTERED ACCOUNTANTS

Vaishnavi Plaza (2nd Floor),

D. No: 40-6/3-9,

Near V.P Siddhartha Public School,

Moghalrajpuram,

VIJAYAWADA – 520 010

Phone: 0866 – 248 02 01

0866 – 248 03 01

0866 – 248 04 01

Email: mnrao.ca@gmail.com

INDIAN INCOME TAX RETURN ACKNOWLEDGEMENT

[Where the data of the Return of Income in Form ITR-1 (SAHAJ), ITR-2, ITR-3,
ITR-4(SUGAM), ITR-5, ITR-6, ITR-7 filed and verified]
(Please see Rule 12 of the Income-tax Rules, 1962)

Assessment Year
2020-21

PAN	AABTA8734G		
Name	AMRITA SAI EDUCATIONAL IMPROVEMENT TRUST		
Address	., AMRITA SAI INSTITUTE OF SCIENCE AND TECHNOLOGY, AMRITASAINAGAR, PARITALA, KANCHIKACHARLA, KRISHNA, ANDHRA PRADESH, 521108		
Status	AOP/BOI	Form Number	ITR-7
Filed u/s	139(1)-On or before due date	e-Filing Acknowledgement Number	243102521060221
Taxable Income and Tax details	Current Year business loss, if any	1	0
	Total Income		0
	Book Profit under MAT, where applicable	2	0
	Adjusted Total Income under AMT, where applicable	3	0
	Net tax payable	4	0
	Interest and Fee Payable	5	0
	Total tax, interest and Fee payable	6	0
	Taxes Paid	7	1627
	(+)Tax Payable /(-)Refundable (6-7)	8	-1627
	Distribution Tax details	Dividend Tax Payable	9
Interest Payable		10	0
Total Dividend tax and interest payable		11	0
Taxes Paid		12	0
(+)Tax Payable /(-)Refundable (11-12)		13	0
Accreted income & tax Detail	Accreted Income as per section 115TD	14	0
	Additional Tax payable u/s 115TD	15	0
	Interest payable u/s 115TE	16	0
	Additional Tax and interest payable	17	0
	Tax and interest paid	18	0
	(+)Tax Payable /(-)Refundable (17-18)	19	0

Income Tax Return submitted electronically on 06-02-2021 13:02:52 from IP address 175.101.109.69 and verified by

K.RAMA MOHANA RAO

having PAN ACPPK4916L on 06-02-2021 13:02:52 from IP address 175.101.109.69 using

Digital Signature Certificate (DSC).

17411337CN=e-Mudhra Sub CA for Class 2 Individual 2014,OU=Certifying Authority,O=eMudhra Consumer Services Limited,C=IN

DSC details:

DO NOT SEND THIS ACKNOWLEDGEMENT TO CPC, BENGALURU

Name of Assessee	AMRITA SAI EDUCATIONAL IMPROVEMENT TRUST		
Address	.,AMRITA SAI INSTITUTE OF SCIENCE ANDTECHNOLOGY,AMRITASAINAGAR,PARITALA,KANCHIKACHARLA,KRI SHNA,ANDHRA PRADESH,521108		
E-Mail	asist_kudaravalli@yahoo.com		
Status	AOP Trust	Assessment Year	2020-2021
Ward	EXEMPTION CIR, VIJAYAWADA 1	Year Ended	31.3.2020
	(1)		
PAN	AABTA8734G	Formation Date	23/10/2006
Residential Status	Resident		
Method of Accounting	Mercantile		
A.O. Code	DLC-CA-250-01		
Filing Status	Original		
Return Filed On	06/02/2021	Acknowledgement No.:	243102521060221
Last Year Return Filed On	11/03/2020	Serial No.:	320410931110320
Bank Name	Andhra Bank, D.NO. 11-76/1F, CHAVITIKALLU ROAD CENTRE, KANCHIKACHERLA ,MICR:521011534, A/C NO:137510011000376 ,Type: Saving ,IFSC: ANDB0001375		
Tele:	Mob:9885481555		
Registration no :	I(118)/CIT/VJA/07-08		
Registration Date :	16/09/2008		
Sub Status :	Association of persons (Trust) ,Claiming Exemption Under Section 11		

Computation of Total Income

Income from Other Sources (Chapter IV F)

0

**Aggregate of income u/s 11,12 and 10(23C)(iv),(v),(vi)
and (via) excluding Voluntary contribution**

135693657

Less: Application of Income

Amount applied to charitable purposes in india during the
previous year - Revenue Account

132168521

132168521

Income Exempt u/s 11(1)(a)

Income Accumulated or Set Apart Upto 15% (of Voluntary
Contributions other than corpus and Aggregate of income
referred to in sections 11 and 12)

3525136

-135693657

Gross Total Income

0

Total Income

0

Round off u/s 288 A

0

Adjusted total income (ATI) is not more than Rs. 20 lakh hence AMT not applicable.

Tax Due

0

T.D.S./T.C.S

1627

Refundable (Round off u/s 288B) -1627
1630

T.D.S./ T.C.S. From

Non-Salary(as per Annexure) 1627
Due Date for filing of Return October 31, 2020
Due date extended to 15/02/2021

Aggregate of income u/s 11,12 and 10(23C) derived during the previous year

Receipts from main objects	1093792
	00
Receipts from incidental objects	2622408
	0
Interest income	90377
Total	1356936
	57

Details of T.D.S. on Non-Salary(26 AS Import Date:30 Jan 2021)

S.No	Name of the Deductor	Tax deduction A/C No. of the deductor	Amount Paid/credited	Total Tax deducted	Amount out of (5) claimed for this year
1	SOUTHERN POWER DISTRIBUTION COMPANY OF AP LIMITED	HYDS07822D	16269	1627	1627
	TOTAL		16269	1627	1627

Details of SFT Transaction (Imported From Form 26AS)

S.NO.	Type of Transaction	Name of SFT Filer	Transaction Date	Amount(Rs.)
1	SFT-003_03A Cash deposit in current account	CENTRAL BANK OF INDIA , CHANDERMUKHI 4TH FLOOR BALANCE SHEET DEPT NARIMAN POINT, MUMBAI, MAHARASHTRA, INDIA, 400021	-	23405440
2	SFT-003_03A Cash deposit in current account	CENTRAL BANK OF INDIA , CHANDERMUKHI 4TH FLOOR BALANCE SHEET DEPT NARIMAN POINT, MUMBAI, MAHARASHTRA, INDIA, 400021	-	-23405440
3	SFT-003_03A Cash deposit in current account	CENTRAL BANK OF INDIA , CHANDERMUKHI 4TH FLOOR BALANCE SHEET DEPT NARIMAN POINT, MUMBAI, MAHARASHTRA, INDIA, 400021	-	1891579
4	SFT-003_03A Cash deposit in current account	CENTRAL BANK OF INDIA , CHANDERMUKHI 4TH FLOOR BALANCE SHEET DEPT NARIMAN POINT, MUMBAI, MAHARASHTRA, INDIA, 400021	-	-1891579
5	SFT-003_03A Cash deposit in current account	CENTRAL BANK OF INDIA , CHANDERMUKHI 4TH FLOOR BALANCE SHEET DEPT NARIMAN POINT, MUMBAI, MAHARASHTRA, INDIA, 400021	-	17628840
6	SFT-003_03A Cash deposit in current account	CENTRAL BANK OF INDIA , CHANDERMUKHI 4TH FLOOR BALANCE SHEET DEPT NARIMAN POINT, MUMBAI, MAHARASHTRA, INDIA, 400021	-	-17628840
7	SFT-003_03B Cash withdrawals in current account	CENTRAL BANK OF INDIA , CHANDERMUKHI 4TH FLOOR BALANCE SHEET DEPT NARIMAN POINT, MUMBAI, MAHARASHTRA, INDIA, 400021	-	0

8	SFT-003_03B Cash withdrawals in current account	CENTRAL BANK OF INDIA , CHANDERMUKHI 4TH FLOOR BALANCE SHEET DEPT NARIMAN POINT, MUMBAI, MAHARASHTRA, INDIA, 400021	-	0
9	SFT-003_03B Cash withdrawals in current account	CENTRAL BANK OF INDIA , CHANDERMUKHI 4TH FLOOR BALANCE SHEET DEPT NARIMAN POINT, MUMBAI, MAHARASHTRA, INDIA, 400021	-	1265107
10	SFT-003_03B Cash withdrawals in current account	CENTRAL BANK OF INDIA , CHANDERMUKHI 4TH FLOOR BALANCE SHEET DEPT NARIMAN POINT, MUMBAI, MAHARASHTRA, INDIA, 400021	-	-1265107
11	SFT-003_03B Cash withdrawals in current account	CENTRAL BANK OF INDIA , CHANDERMUKHI 4TH FLOOR BALANCE SHEET DEPT NARIMAN POINT, MUMBAI, MAHARASHTRA, INDIA, 400021	-	0
12	SFT-003_03B Cash withdrawals in current account	CENTRAL BANK OF INDIA , CHANDERMUKHI 4TH FLOOR BALANCE SHEET DEPT NARIMAN POINT, MUMBAI, MAHARASHTRA, INDIA, 400021	-	0
13	SFT-004 Cash deposit (Other than Current Account)	STATE BANK OF INDIA , STATE BANK BHAVAN 3RD FLOOR FRT DEPARTMENT MADAME CAMAE ROAD NARIMAN POINT, MUMBAI, MAHARASHTRA, INDIA, 400021	-	4085440
Total				4085440.00

Bank Account Detail

S. No.	Bank	Address	Account No	MICR NO	IFSC Code	Type
1	Andhra Bank	D.NO. 11-76/1F, CHAVITIKALLU ROAD CENTRE, KANCHIKACHERLA	137510011000376	521011534	ANDB0001375	Saving(Primary)
2	State Bank of India	Kanchikacherla	11382486865	520002522	SBIN0004826	Current
3	Central Bank of India	DOOR NO. 111, VIJAYWADA ROAD, KANCHIKACHERIA, DIST-KRISHNA,A.P-521180,D IST-KRISHNA,ANDHRA PRADESH-521180	3073359600		CBIN0280833	Over Draft
4	State Bank of India	BESIDE GOVT.HIGH SCHOOL,MAIN ROAD,PARITALA-521180,KRI SHNA DIST.	62275977854		SBIN0021649	Saving
5	Andhra Bank	Ramalingeswara Peta, Tenali	09341002990011		ANDB0000934	Saving
6	Andhra Bank	KANCHIKACHARLA	137510100004766		ANDB0001375	Saving
7	Central Bank of India	KANCHIKACHERLA,KRISHN A DIST	3072632015		CBIN0280833	Current
8	Central Bank of India	Kanchikacherla	3150270927		CBIN0280833	Current
9	Central Bank of India	Kanchikacherla	3071790301		CBIN0280833	Current
10	Central Bank of India	Kanchikacherla	3072580869		CBIN0280833	Saving
11	Central Bank of India	Kanchikacherla	3092005205		CBIN0280833	Saving
12	Central Bank of India	Kanchikacherla	3072633552		CBIN0280833	Saving
13	State Bank of India	Kanchikacherla	32896506086		SBIN0004826	Saving
14	HDFC Bank Ltd	NANDIGAMA	50200024991567		HDFC0009181	Current
15	CENTRAL BANK OF INDIA	DOOR NO. 111, VIJAYWADA ROAD,KANCHIKACHERIA	3724462984		CBIN0280833	Current
16	CENTRAL BANK OF INDIA	DOOR NO. 111, VIJAYWADA ROAD,KANCHIKACHERIA	3717232018		CBIN0280833	Current

Details of Members of AOP

NAME OF ASSESSEE : AMRITA SAI EDUCATIONAL IMPROVEMENT TRUST
AABTA8734G Code :T-4

A.Y. 2021-2022 PAN :

7	Central Bank of India	KANCHIKACHERLA,KRISHN A DIST	3072632015	CBIN0280833	Current
8	Central Bank of India	Kanchikacherla	3150270927	CBIN0280833	Current
9	Central Bank of India	Kanchikacherla	3071790301	CBIN0280833	Current(Primary)
10	Central Bank of India	Kanchikacherla	3072580869	CBIN0280833	Saving
11	Central Bank of India	Kanchikacherla	3092005205	CBIN0280833	Saving
12	Central Bank of India	Kanchikacherla	3072633552	CBIN0280833	Saving
13	State Bank of India	Kanchikacherla	32896506086	SBIN0004826	Saving
14	HDFC Bank Ltd	NANDIGAMA	50200024991567	HDFC0009181	Current
15	CENTRAL BANK OF INDIA	DOOR NO. 111, VIJAYWADA ROAD,KANCHIKACHERIA	3724462984	CBIN0280833	Current
16	CENTRAL BANK OF INDIA	DOOR NO. 111, VIJAYWADA ROAD,KANCHIKACHERIA	3717232018	CBIN0280833	Current

Details of Members of AOP

S. No. Name of Member

PAN

1	SRI KUDARAVALLI RAMESH BABU	AGZPK6018P
2	SRI KUDARAVALLI RAMA MOHANA RAO	ACPPK4916L
3	SRI YENAMADALA VENKATA RAMAIAH	AANPY2580N
4	SRI KUDARAVALLI SRINIVASA RAO	AGZPK6017C
5	SRI KORATALA ESWARA CHAND	AJSPK3466H

Signature
(K.RAMA MOHANA RAO)
For AMRITA SAI EDUCATIONAL
IMPROVEMENT TRUST


CompuTax : T-4 [AMRITA SAI EDUCATIONAL IMPROVEMENT TRUST]

Amrita Sai Educational Improvement Trust (Reg.No.265/2006)
Paritala - 521 180; Krishna District

Details of Members of Governing Body - F.Y:2019-20

Sl. No.	Name	Designation	Address
1	Sri Kudaravalli Ramesh Babu	Chairman & Treasurer	S/o. Sri Purnaiah Flat No: E-4, Madhuri Mannar, East Point Colony, Visakhapatnam - 520 017 PAN : AGZPK 6018 P
2	Sri Kudaravalli Rama Mohana Rao	Secretary & Correspondent	S/o. Sri Purnaiah Flat No: 204, Lakshmi Enclave, Bose Road, Tenali - 522 201 PAN : ACPK 4916 L
3	Sri Yenamadala Venkata Ramaiah	President	S/o. Sri Kotaiah 3rd Line, N.G.O's Colony Narasarao Peta PAN : AANPY 2580 N
4	Sri Kudaravalli Srinivasa Rao	Vice President	S/o. Sri Purnaiah Plot No.602, Redcreek Apartments Visakhapatnam - 520 003 PAN : AGZPK 6017 C
5	Sri Koratala Eswar Chandra	Joint Secretary	S/o. Sri Srirama Murthy Flat No.103, Sree Lakshmi Towers Tenali PAN : AJSPK 3466 H

For AMRITA SAI EDUCATIONAL IMPROVEMENT TRUST --


Secretary & Correspondent

For Amrita Sai Educational Improvement Trust


Chairman.





e-Filing *Anywhere Anytime*
Income Tax Department, Government of India

ACKNOWLEDGEMENT OF RECEIPT OF FORM (Other Than ITR)

Name	AMRITASAI EDUCATIONAL IMPROVEMENT TRUST	PAN	AABTA8734G
Form No	10B	Assessment Year	2020-21
e-Filing Acknowledgement Number	212886131150121	Date of e-Filing	15/01/2021

*For and on behalf of,
e-Filing Administrator*

(This is a computer generated Acknowledgment Receipt and needs no signature)

[Click to Print the Receipt](#)

[Click here to Close the window](#)



FORM NO. 10B

[See Rule 17B]

**Audit Report under section 12A (b) of the Income-tax Act, 1961 in the case of
charitable or religious trusts or institutions**

We have examined the balance sheet of AMRITA SAI EDUCATIONAL IMPROVEMENT TRUST AABTA8734G [name and PAN of the trust or institution] as at 31/03/2020 and the Profit and loss account for the year ended on that date which are in agreement with the books of account maintained by the said trust or institution

We have obtained all the information and explanations which to the best of our knowledge and belief were necessary for the purposes of the audit. In our opinion, proper books of account have been kept by the head office and the branches of the above-named trust visited by us so far as appears from our examination of the books, and proper Returns adequate for the purposes of audit have been received from branches not visited by us subject to the comments given below:

In our opinion and to the best of our information, and according to information given to us the said accounts give a true and fair view: -

- i. in the case of the balance sheet of the state of affairs of the above-named trust as at 31/03/2020
- ii. in the case of the profit and loss account, of the profit or loss of its accounting year ending on 31/03/2020

The prescribed particulars are annexed hereto.



For M N RAO & ASSOCIATES
Chartered Accountants


(SIVA RAMA MOHANA RAO TUMMALA)
PARTNER

Membership No: 200613
Registration No: 005386s

Place : Vijayawada
Date : 15/01/2021
UDIN : 21200613AAAAAX3719

ANNEXURE
STATEMENT OF PARTICULARS

I Application of income for charitable or religious purposes.

1.	Amount of income of the previous year applied to charitable or religious purposes in India during that year.	132168520
2.	Whether the trust has exercised the option under clause (2) of the Explanation to section 11 (1)? If so, the details of the amount of income deemed to have been applied to charitable or religious purposes in India during the previous year.	No
3.	Amount of income Accumulated or set apart for application to charitable or religious purposes, to the extent it does not exceed 15 per cent of the income derived from property held under trust Wholly for such purposes.	3525137
4.	Amount of income eligible for exemption under section 11(1)(c) [Give details]	No
5.	Amount of income, in addition to the amount referred to in item 3 above, accumulated or set apart for specified purposes under section 11(2)	0
6.	Whether the amount of income of mentioned in item 5 above has been invested or deposited in the manner laid down in section 11(2)(b)? If so, the details thereof.	NA
7.	Whether any part of the income in respect of which an option was exercised under clause (2) of the Explanation to section 11(1) in any earlier year is deemed to be income of the previous year under section 11(B)? If so, the details thereof.	No
8.	Whether, during the previous year, any part of income accumulated or set apart for specified purposes under section 11(2) in any earlier year :-	
a.	has been applied for purposes other than charitable or religious purposes or has ceased to be accumulated or set apart for application thereto, or	No
b.	has ceased to remain invested in any security referred to in section 11(2)(b)(i) or deposited in any account referred to in section 11(2)(b)(ii) or section 11(2) (b) (iii), or	No
c.	has not been utilised for purpose for which it was accumulated or set apart during the period for which it was to be accumulated or set apart, or in the year immediately following the expiry thereof? If so, the details thereof	No

II. Application or use of income or property for the benefit of persons referred to in section 13 [3].

1.	Whether any part of the income or property of the trust was lent, or continues to be lent, in the previous year to any person referred to in section 13(3) (hereinafter referred to in this Annexure as such person) ? If so, give details of the amount, rate of interest charged and the nature of security, if any.	NO
2.	Whether any land, building or other property of the trust was made, or continued to be made, available for the use of any such person during the previous year? If so, give details of the property and the amount of rent or compensation charged, if any.	NO



3.	Whether any payment was made to any such person during the previous year by way of salary allowance or otherwise? If so, give details.	NO
4.	Whether the services of the trust were made available to any such person during the previous year? If so, give details thereof together with remuneration or compensation received, if any.	NO
5.	Whether any share, security, or other property was purchased by or on behalf of the trust during the previous year from any such person? If so, give details thereof together with the consideration paid.	NO
6.	Whether any share, security, or other property was sold by or on behalf of the trust during the previous year to any such person? If so, the details thereof together with the consideration received.	NO
7.	Whether any income or property of the trust was diverted during the previous year in favour of any such person? If so, give details thereof together with the amount of income or value of property so diverted.	NO
8.	Whether the income or property of the trust was used or applied during the previous year for the benefit of any such person in any other manner? If so, give details.	NO

III. Investment held at any time during the previous year(s) in concerns in which persons referred to in section 13(3) have a substantial interest.

Sl.No	Name and address of the concern	Where the concern is a company No. and class of shares held	Nominal value of the investment	Income from the investment	Whether the amount in Col. 4 exceeded 5% of the capital of the concern during the previous year-say. Yes/No

Place :Vijayawada
Date : 15/01/2021
UDIN : 21200613AAAAAX3719



For M N RAO & ASSOCIATES
Chartered Accountants

(Signature)
(SIVA RAMA MOHANA RAO TUMMALA)
PARTNER

Membership No: 200613
Registration No: 005386s



INDEPENDENT AUDITORS' REPORT

To
The Trustees
Amrita Sai Educational Improvement Trust

Report on the Financial Statements:

Opinion:

We have audited the financial statements of **THE AMRITA SAI EDUCATIONAL IMPROVEMENT TRUST ("the Trust")** (Reg. No. 265/2006), having Reg. Office at **PARITALA - 521 108**, which comprise the Balance Sheet as at 31st March 2020, the Income and Expenditure Account and the Statement of the Receipts and Payment for the year the ended 31st March 2020

In our opinion, the accompanying financial statements give a true and fair view of the financial position of the trust as at 31st March 2020; and of its financial performance for the year then ended in accordance with the Accounting Standards issued by the Institute of Chartered Accountants of India (ICAI).

Basis for Opinion:

We conducted our audit of the financial statements in accordance with the Standards on Auditing issued by ICAI. Our responsibilities under those Standards are further described in the Auditor's Responsibilities for the Audit of the Financial Statements section of our report. We are independent of the Trust in accordance with the Code of Ethics issued by the Institute of Chartered Accountants of India (ICAI) together with the ethical requirements that are relevant to our audit of the financial statements and we have fulfilled our other ethical responsibilities in accordance with these requirements and the ICAI's Code of Ethics.

We believe that the audit evidence obtained by us is sufficient and appropriate to provide a basis for our audit opinion on the financial statements.

Management Responsibility for the Financial Statements:


Management is responsible for the preparation and fair presentation of the financial statements in accordance with the aforesaid Accounting Standards, and for such internal controls as management determines necessary to enable the preparation of the financial statements that are free from material misstatement, whether due to fraud or error.

In preparing the financial statements, management is responsible for assessing the Trust's ability to continue as a going concern, disclosing, as applicable, matters related to going concern and using the going concern basis of accounting unless management either intends to liquidate the Trust or to cease operations, or has no realistic alternative but to do so.

The Board of Trustees is responsible for overseeing the Trust's financial reporting process.

Head Office : Vaishnavi Plaza (2nd Floor), # 40-6/3-9, Near V. P. Siddhartha Public School, Mogalrajapuram,
Vijayawada - 520 010, Andhra Pradesh, INDIA.

Branch Offices : • Tenali • Hyderabad • Narasaraopet



Auditor's Responsibility for the Audit of the Financial Statements:

Our objectives are to obtain reasonable assurance about whether the financial statements as a whole are free from material misstatement, whether due to fraud or error, and to issue an auditor's report that includes our opinion.

Reasonable assurance is a high level of assurance, but is not a guarantee that an audit conducted in accordance with Standards on Auditing will always detect a material misstatement when it exists.

Misstatements can arise from fraud or error and are considered material if, individually or in the aggregate, they could reasonably be expected to influence the economic decisions of users taken on the basis of these financial statements.

As part of an audit in accordance with Standards on Auditing, we exercise professional judgment and maintain professional skepticism throughout the audit. We also:

- Identify and assess the risks of material misstatement of the financial statements, whether due to fraud or error, design and perform audit procedures responsive to those risks, and obtain audit evidence that is sufficient and appropriate to provide a basis for our opinion. The risk of not detecting a material misstatement resulting from fraud is higher than for one resulting from error, as fraud may involve collusion, forgery, intentional omissions, misrepresentations, or the override of internal control.
- Obtain an understanding of internal control relevant to the audit in order to design audit procedures that are appropriate in the circumstances, but not for the purpose of expression of opinion on the effectiveness of the Trust's internal controls.
- Evaluate the appropriateness of accounting policies used and the reasonableness of accounting estimates and related disclosures made by management.
- Conclude on the appropriateness of management's use of the going concern basis of accounting and, based on the audit evidence obtained, whether a material uncertainty exists related to events or conditions that may cast significant doubt on the Trust's ability to continue as a going concern. If we conclude that a material uncertainty exists, we are required to draw attention in our auditor's report to the related disclosures in the financial statements or, if such disclosures are inadequate, to modify our opinion. Our conclusions are based on the audit evidence obtained up to the date of our auditor's report. However, future events or conditions may cause the Trust to cease to continue as a going concern.
- Evaluate the overall presentation, structure and content of the financial statements, including the disclosures, and whether the financial statements represent the underlying transactions and events in a manner that achieves fair presentation.

We communicate with those charged with governance regarding, among other matters, the planned scope and timing of the audit and significant audit findings, including any significant deficiencies in internal control that we identify during our audit.



We also provide those charged with governance with a statement that we have complied with relevant ethical requirements regarding independence, and to communicate with them all relationships and other matters that may reasonably be thought to bear on our independence, and where applicable, related safeguards.

Report on Other Legal and Regulatory Requirements:

Further, we report that:

- We have obtained all the information and explanations which to the best of our knowledge and belief were necessary for the purpose of our audit;
- In our opinion proper books of account as required by law have been kept by the Trust so far as appears from our examination of those books;
- The Balance Sheet, Income and Expenditure Account, and the Statement of Receipts and Payments dealt with by this Report are in agreement with the books of account.

Place: Vijayawada
Date: 15-Jan-2021



For M. N. RAO & ASSOCIATES
Chartered Accountants
Firm Reg. No: 005386S


(T S Rama Mohana Rao)
Partner

Membership No. 200613
UDIN:21200613AAAACW4969

Amrita Sai Educational Improvement Trust, Paritala
FY : 2019-20

Balance Sheet as at 31-Mar-2020

Particulars	Notes	ASIST Rs	ASEITrust Rs	Total Rs.
I) Liabilities				
Members Fund:				
Corpus Fund		-	1,33,27,434	1,33,27,434
Capital Fund	1	7,50,75,278	33,46,006	7,84,21,284
Long Term Borrowings:				
Secured Loans	2	-	3,51,05,176	3,51,05,176
Unsecured Loans	3	-	4,58,92,077	4,58,92,077
Current Liabilities:				
Sundry Creditors	4	23,84,185	94,827	24,79,012
Current Liabilities	5	5,46,04,190	1,25,303	5,47,29,493
ASEI Trust		6,09,56,475	-	6,09,56,475
Total...		19,30,20,127	9,78,90,823	29,09,10,950
II) Assets				
Non Current Assets:				
Fixed Assets	6	6,53,16,383	2,86,52,310	9,39,68,693
Deposits	7	4,85,980	-	4,85,980
Current Assets:				
Other Current Assets	8	9,31,88,776	56,93,148	9,88,81,924
Cash & Bank Balances	9	3,40,28,989	25,88,890	3,66,17,879
ASIST		-	6,09,56,475	6,09,56,475
Total...		19,30,20,127	9,78,90,823	29,09,10,950

Place: Vijayawada
Date: 15-Jan-2021

For AMRITA SAI EDUCATIONAL IMPROVEMENT TRUST

[Signature]

Secretary & Correspondent

For Amrita Sai Educational Improvement Trust

Chairman.

As per our separate report of even date

For M.N.RAO & ASSOCIATES
Chartered Accountants
Firm Reg.No 005386S

[Signature]

(T S Rama Mohana Rao)
Partner

Membership No.200613
UDIN: 21200613AAAACW4969



Income and Expenditure Account for the year ended 31-Mar-2020

Particulars	Notes	ASIST Rs	ASEITrust Rs	Total Rs.
A. Incomes :				
a) Fee Collections	10	10,43,05,500	-	10,43,05,500
b) Other Incomes	11	70,85,653	2,43,02,504	3,13,88,157
Total...(A)		11,13,91,153	2,43,02,504	13,56,93,657
B. Expenditure :				
a) Affiliation Fee	12	34,34,365	-	34,34,365
b) Employee Benefit Expenses	13	6,38,07,882	-	6,38,07,882
c) Administrative Expenses and Other Expenses	14	3,33,12,741	1,16,90,956	4,50,03,697
d) Finance Cost	15	-	44,49,442	44,49,442
e) Depreciation	6	1,08,20,333	48,16,100	1,56,36,433
Total...(B)		11,13,75,321	2,09,56,498	13,23,31,819
Excess of Income over Expenditure (A-B)	-	15,832	33,46,006	33,61,838

As per our separate report of even date

For M.N.RAO & ASSOCIATES
Chartered Accountants
Firm Reg.No 005386S



(Signature)

(T S Rama Mohana Rao)
Partner

Membership No.200613

UDIN: 21200613AAAACW4969

Place: Vijayawada
Date: 15-Jan-2021

For AMRITA SAI EDUCATIONAL IMPROVEMENT TRUST
(Signature)
Secretary & Correspondent

For Amrita Sai Educational Improvement Trust

(Signature)
Chairman.

1. Capital Fund

Sl. No.	Particulars	ASIST		ASEI Trust		Total	
		Rs.	Rs.	Rs.	Rs.	Rs.	Rs.
1	Opening Balance		7,50,59,446		-		7,50,59,446
	Add: Excess of Income over Expenditure during the year		15,832		33,46,006		33,61,838
	Closing Balance		7,50,75,278		33,46,006		7,84,21,284

2. Secured Loans

Sl. No.	Particulars	ASIST		ASEI Trust		Total	
		Rs.	Rs.	Rs.	Rs.	Rs.	Rs.
A) Bank OD:							
1	Central Bank of India - OD-3073359600	-		2,91,10,470		2,91,10,470	
B) Vehicle Loans:							
1	Sundaram Finance-L 019300542	-	-	3,96,896		3,96,896	
2	Sundaram Finance-M 019300021	-	-	10,39,565		10,39,565	
3	Sundaram Finance-M 019300022	-	-	5,19,765		5,19,765	
4	Sundaram Finance-M 019300023	-	-	5,19,765		5,19,765	
5	Sundaram Finance-M 019300830	-	-	12,48,718		12,48,718	
6	Sundaram Finance-N 019302164	-	-	22,69,997		22,69,997	
			-	59,94,706			59,94,706
	Total...		-	3,51,05,176			3,51,05,176

3. Unsecured Loans

Sl. No.	Particulars	ASIST		ASEI Trust		Total	
		Rs.	Rs.	Rs.	Rs.	Rs.	Rs.
1	A Subba rao	-		10,50,000		10,50,000	
2	J Mahinath	-		4,91,470		4,91,470	
3	K.Rama Mohana Rao	-		11,04,000		11,04,000	
4	M/s Jaya Sai Aqua	-		99,42,064		99,42,064	
5	K Ramesh Babu	-		7,90,000		7,90,000	
6	K Mrudhula	-		21,90,879		21,90,879	
7	K Satya Sai Vani	-		42,00,000		42,00,000	
8	K Sai Komal	-		2,00,000		2,00,000	
9	K Sri Rama Murthy	-		4,86,000		4,86,000	
10	P Rama Chandra Babu	-		4,53,664		4,53,664	
11	P Sri Lakshmi	-		30,000		30,000	
12	G. Swarna Kumari	-		34,00,000		34,00,000	
13	Y Venkata Ramaiah	-		54,000		54,000	
14	Jasti Rajeswari	-		9,00,000		9,00,000	
15	Koratala Eswarchand	-		30,00,000		30,00,000	
16	M/s Jaya Lakshmi Sea Foods Pvt Ltd	-		1,56,00,000		1,56,00,000	
17	Y Balagangadhara Rao	-		20,00,000		20,00,000	
			-	4,58,92,077			4,58,92,077
	Total...		-	4,58,92,077			4,58,92,077

For AMRITA SAI EDUCATIONAL IMPROVEMENT TRUST

[Signature]
Secretary & Correspondent

For Amrita Sai Educational Improvement Trust

[Signature]
Chairman.



4. Sundry Creditors

Sl. No.	Particulars	ASIST		ASEI Trust		Total	
		Rs.	Rs.	Rs.	Rs.	Rs.	Rs.
1	Andhra Prabha Publications	49,048		-		49,048	
2	Angles Advertisers	95,062		-		95,062	
3	Annapurna Broadcastings Pvt Ltd	3,00,320		-		3,00,320	
4	APT Engineering Company	39,530		-		39,530	
5	Code Tantra Tech Solution Pvt Ltd A/C	1,09,760		-		1,09,760	
6	Creators Touch	29,200		-		29,200	
7	Durga Glass Hardware & Plywood House a/c	21,478		-		21,478	
8	Jagathi Publications Limited	74,037		-		74,037	
9	Jignasa Students Activity Club	54,000		-		54,000	
10	Kanigicharla Satyanarayana Iron & Hardware Merchant	17,740		-		17,740	
11	Masters Security & Service Providers	78,704		-		78,704	
12	Meghana Media Communications	1,04,740		-		1,04,740	
13	Omkar Graphics & Offset Printers	1,17,687		-		1,17,687	
14	Omkar Graphics Tenali	4,85,761		-		4,85,761	
15	Paramount Book Distributors	30,088		-		30,088	
16	Prajashakti Printers & Publishers Pvt Ltd	3,615		-		3,615	
17	Prime Biztech Solutions Pvt.Ltd	13,650		-		13,650	
18	PVP Associates	9,000		-		9,000	
19	Sathwik Ads	22,500		-		22,500	
20	Secretariat Journalist Association- AP	1,00,000		-		1,00,000	
21	Spark Advertising & Marketing Agency (Andhra Jyothi)	42,758		-		42,758	
22	Sri Sai Systems & Electronics	7,68,002		-		7,68,002	
23	Sri Vaishnavi Cable Net Work	30,000		-		30,000	
24	Sri Vinayaka Ceiling Plasters	6,079		-		6,079	
25	My Guru On Line India (P) Ltd.,	66,700		-		66,700	
26	APSEB Engineers Association	800		-		800	
27	JBS Communication & Technologies	(2,86,074)		-		(2,86,074)	
28	Kishore Tyre Works	-		45,900		45,900	
29	Roy Tyres A/c	-		48,927		48,927	
			23,84,185		94,827		24,79,012
	Total...		23,84,185		94,827		24,79,012

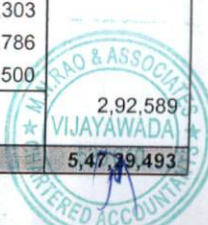
5. Current Liabilities

Sl. No.	Particulars	ASIST		ASEI Trust		Total	
		Rs.	Rs.	Rs.	Rs.	Rs.	Rs.
1	Audit Fee Payable	2,70,000		-		2,70,000	
2	EPF Payable	15,650		-		15,650	
3	JNTUK Fee payable	1,77,17,390		-		1,77,17,390	
4	Professional Tax Payable	1,38,100		-		1,38,100	
5	Property Tax Payable	2,78,915		-		2,78,915	
7	Salaries Payable	3,59,46,849		-		3,59,46,849	
8	Electronic Hardware Training Staff (Salaries Payable)	25,000		-		25,000	
9	Mechanic Training Staff - Salaries Payable (Salaries Payable)	45,000		-		45,000	
12	TDS Payable		5,44,36,904		-		5,44,36,904
	TDS on Salaries - 192B	(9,000)		-		(9,000)	
	Other than Salaries :						
	TDS on interest other than securities - 194A	-		1,25,303		1,25,303	
	TDS on Contracts -194C F.Y:2019-20	58,786		-		58,786	
	TDS on Professional Charges - 194J	1,17,500		-		1,17,500	
			1,67,286		1,25,303		2,92,589
	Total		5,46,04,190		1,25,303		5,47,29,493

For AMRITA SAI EDUCATIONAL IMPROVEMENT TRUST

For Amrita Sai Educational Improvement Trust

Chairman.



6. Deposits

Sl. No.	Particulars	ASIST		ASEI Trust		Total	
		Rs.	Rs.	Rs.	Rs.	Rs.	Rs.
A)	Security Deposits:						
	Electricity Deposit	3,12,089		-		3,12,089	
	NSIC Deposit	1,35,000		-		1,35,000	
	Telephone Deposit	38,891		-		38,891	
			4,85,980		-		4,85,980
	Total...		4,85,980		-		4,85,980

7. Other Current Assets

Sl. No.	Particulars	ASIST		ASEI Trust		Total	
		Rs.	Rs.	Rs.	Rs.	Rs.	Rs.
1	Fee receivable from Government						
	F.Y.2012 -13	6,82,500		-		6,82,500	
	F.Y.2013 -14	7,72,088		-		7,72,088	
	F.Y.2014 -15	4,43,050		-		4,43,050	
	F.Y.2015 -16	20,10,975		-		20,10,975	
	F.Y.2016-17	14,58,825		-		14,58,825	
			53,67,438		-		53,67,438
2	Fee Receivable		8,67,63,531		53,68,610		9,21,32,141
3	Tution Fee (Cat-A) Receivable from students		1,29,680		-		1,29,680
4	Tution Fee (Cat-B) Receivable from students		88,720		-		88,720
5	Registration Fee Receivable		3,86,730		-		3,86,730
6	Special Fee Receivable		96,200		-		96,200
7	Advances given to Departmental HOD's		55,334		-		55,334
8	Staff Advances						
	- P Ankama Rao		22,510		-		22,510
	- Paritala Chiranjeevi		25,000		-		25,000
9	PMKVY Fund (AICTE) Receivable		49,512		-		49,512
10	Rental Advance		1,77,000		-		1,77,000
11	Balance at M N Rao & Associates Online Account		-		1,670		1,670
12	Income Tax Refund Receivable for the FY:2012-13		-		1,33,636		1,33,636
13	Income Tax Refund Receivable for the FY:2014-15		-		1,22,130		1,22,130
14	Tax Collected at Source		-		31,340		31,340
15	Tax Deducted by Others - F.Y.2017-18		-		-		-
16	Tax Deducted by Others - F.Y.2018-19		-		2,938		2,938
17	Tax Deducted by Others - F.Y.2019-20		1,627		-		1,627
18	TDS Receivable from Sundaram Finance		-		32,824		32,824
19	San Prints Pvt Ltd		25,494		-		25,494
	Total...		9,31,88,776		56,93,148		9,88,81,924

9. Cash & Cash Equivalents

Sl. No.	Particulars	ASIST		ASEI Trust		Total	
		Rs.	Rs.	Rs.	Rs.	Rs.	Rs.
A)	Balance with Banks:						
1	Andhra Bank SB - 09341002990011	9,243		-		9,243	
2	Andhra Bank SB - 137510011000376	3,23,87,049		-		3,23,87,049	
3	Andhra Bank SB - 137510100004766	18,063		-		18,063	
4	Central Bank of India CA - 3150270927	19,647		-		19,647	
5	Central Bank of India CA - 3071790301	-		28,708		28,708	
6	Central Bank of India SB - 3072580869	48,781		-		48,781	
7	Central Bank of India SB - 3072632015	1,19,363		-		1,19,363	
8	Central Bank of India SB - 3092005205	-		33,028		33,028	
9	Central Bank of India SB - 3072633552	16,906		-		16,906	
10	SBH - Paritala - 62275977854	90,811		-		90,811	
11	SBI - KCL - 32896506086	1,39,967		-		1,39,967	
12	SBI - KCL - CA A/c No.11382486865	-		1,08,046		1,08,046	
13	HDFC CA - 50200024991567	10,659		-		10,659	
14	CBI - CA - 3717232018	-		19,976		19,976	
15	CBI - CA - 3724462984	-		19,16,430		19,16,430	
		3,28,60,489		21,06,187		3,49,66,676	
		11,68,500		4,82,703		16,51,203	
B)	Cash in Hand						
	Total...		3,40,28,989		25,88,890		3,66,17,879

Chairman.

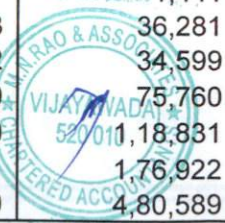
6. Fixed Assets

Sl. No.	Name of the Asset	Opening Balance as on 01-Apr-2019 Rs.	Additions		Deletions Rs.	Total Rs.	Rate of Depreciation	Depreciation Rs.	Closing Balance as on 31-Mar-2020 Rs.
			Upto 30-Sep-2019 Rs.	After 30-Sep-2019 Rs.					
1	Site - Block A - 0% Land	13,61,076	-	-	-	13,61,076	0%	-	13,61,076
	Total... (1)	13,61,076	-	-	-	13,61,076		-	13,61,076
2	Buildings - Block B - 10% Buildings Work in Progress	4,54,16,488 -	- -	- -	- -	4,54,16,488 -	10%	45,41,649 -	4,08,74,839 -
	Total... (2)	4,54,16,488	-	-	-	4,54,16,488		45,41,649	4,08,74,839
	Furniture, Fixtures & Fittings - Block C - 10% Air Conditioner Class Room Boards Sports Items Benches Access Card Reader Furniture Tata Sky Dish Executive Chairs Wall Fans	7,02,565 1,73,871 3,38,348 5,55,093 13,662 23,52,800 670 66,303 27,921	- - - - - - - - -	- - - - - 1,00,226 - - -	- - - - - - - - -	7,02,565 1,73,871 3,38,348 5,55,093 13,662 24,53,026 670 66,303 27,921	10% 10% 10% 10% 10% 10% 10% 10% 10%	70,257 17,387 33,835 55,509 1,366 2,40,291 67 6,630 2,792	6,32,309 1,56,484 3,04,513 4,99,584 12,296 22,12,734 603 59,673 25,129
	Total... (3)	42,31,232	-	1,00,226	-	43,31,458		4,28,135	39,03,324
4	Vehicles - Block D - 15% A) Buses: Bus- AP 07 X 0414 (Already Sold) Bus- AP 24 U 3999 (Already Sold) Bus- AP 24 W 4949 (Already Sold) Bus - AP 16 TE 0235 Bus - AP 16 TE 0236 Bus - AP 16 TE 0237 Bus - AP 16 TE 0238 Bus - AP 16 TE 0245 Bus - AP 16 TE 0246 Bus - AP 16 TE 0247	(49,273) (46,129) (1,10,395) 8,27,867 8,27,867 8,27,867 8,27,867 8,27,867 8,27,867 8,27,867 8,27,867	- - - - - - - - - - -	- - - - - - - - - - -	- - - - - - - - - - -	(49,273) (46,129) (1,10,395) 8,27,867 8,27,867 8,27,867 8,27,867 8,27,867 8,27,867 8,27,867 8,27,867	15% 15% 15% 15% 15% 15% 15% 15% 15% 15% 15%	(7,391) (6,919) (16,559) 1,24,180 1,24,180 1,24,180 1,24,180 1,24,180 1,24,180 1,24,180 1,24,180	(41,882) (39,209) (93,836) 7,03,687 7,03,687 7,03,687 7,03,687 7,03,687 7,03,687 7,03,687 7,03,687

Secretary & Correspondent

Sl. No.	Name of the Asset	Opening Balance as on 01-Apr-2019 Rs.	Additions		Deletions Rs.	Total Rs.	Rate of Depreciation	Depreciation Rs.	Closing Balance as on 31-Mar-2020 Rs.
			Upto 30-Sep-2019 Rs.	After 30-Sep-2019 Rs.					
	Bus - AP 16 TE 0248	8,27,867	-	-	-	8,27,867	15%	1,24,180	7,03,687
	Bus - AP 16 TE 1386	7,14,973	-	-	-	7,14,973	15%	1,07,246	6,07,727
	Bus - AP 16 TE 1387	7,14,973	-	-	-	7,14,973	15%	1,07,246	6,07,727
	Bus - AP 16 TE 1389	7,14,973	-	-	-	7,14,973	15%	1,07,246	6,07,727
	Bus - AP 16 TE 1390	7,14,973	-	-	-	7,14,973	15%	1,07,246	6,07,727
	Bus - AP 16 TE 2386	9,69,973	-	-	-	9,69,973	15%	1,45,496	8,24,477
	Bus - AP 16 TE 2387	9,69,973	-	-	-	9,69,973	15%	1,45,496	8,24,477
	Bus - AP 16 TE 2390	9,69,973	-	-	-	9,69,973	15%	1,45,496	8,24,477
	Bus - AP 16 TE 2391	9,69,973	-	-	-	9,69,973	15%	1,45,496	8,24,477
	Bus - AP 16 TE 2392	9,69,973	-	-	-	9,69,973	15%	1,45,496	8,24,477
	Bus - AP 16 TE 2393	9,69,973	-	-	-	9,69,973	15%	1,45,496	8,24,477
	Bus - AP 16 TE 4054	11,29,653	-	-	-	11,29,653	15%	1,69,448	9,60,205
	Bus - AP 16 TE 4058	11,29,653	-	-	-	11,29,653	15%	1,69,448	9,60,205
	Bus - AP 16 TE 4060	11,29,653	-	-	-	11,29,653	15%	1,69,448	9,60,205
	Bus - AP 16 TE 4097	11,29,653	-	-	-	11,29,653	15%	1,69,448	9,60,205
	Bus - AP 16 TE 5705	14,27,490	-	-	-	14,27,490	15%	2,14,124	12,13,367
	Bus - AP 16 TE 5706	14,27,490	-	-	-	14,27,490	15%	2,14,124	12,13,367
	Bus - AP 16 TE 5707	14,27,490	-	-	-	14,27,490	15%	2,14,124	12,13,367
	Bus - AP 16 TE 5708	14,27,490	-	-	-	14,27,490	15%	2,14,124	12,13,367
	Bus - AP 16 TE 5709	14,27,490	-	-	-	14,27,490	15%	2,14,124	12,13,367
	Bus - AP 16 TE 6161	14,82,700	-	-	-	14,82,700	15%	2,22,405	12,60,295
	Bus - AP 16 TE 6162	14,61,502	-	-	-	14,61,502	15%	2,19,225	12,42,277
	Bus - AP 16 TE 6163	14,61,502	-	-	-	14,61,502	15%	2,19,225	12,42,277
	Bus - AP 16 TE 6164	14,61,502	-	-	-	14,61,502	15%	2,19,225	12,42,277
	Total.... (A)	3,26,20,133	-	-	-	3,26,20,133		48,93,020	2,77,27,113
	B) Cars:								
	Vehicle-9660 (Already Sold)	(1,81,817)	-	-	-	(1,81,817)	15%	(27,273)	(1,54,545)
	Vehicle- No.1888 (Already Sold)	(3,14,481)	-	-	-	(3,14,481)	15%	(47,172)	(2,67,309)
	Vehicle-No-2748 (Already Sold)	(13,392)	-	-	-	(13,392)	15%	(2,009)	(11,383)
	Vehicle - Duster (Already Sold)	(80,994)	-	-	-	(80,994)	15%	(12,149)	(68,845)
	Verna - AP 16BU 5445 (Already Sold)	(1,81,755)	-	-	-	(1,81,755)	15%	(27,263)	(1,54,492)
	Vehicle - AP-16 BV7227 (Already Sold)	(3,02,067)	-	-	-	(3,02,067)	15%	(45,310)	(2,56,757)
	Vehicle - Maruti Ertiga	3,65,958	-	-	-	3,65,958	15%	54,894	3,11,064
	Innova - AP16 BV 0009	4,81,667	-	-	-	4,81,667	15%	72,250	4,09,417
	Innova Car - AP 16 CR 0019	9,05,368	-	-	-	9,05,368	15%	1,35,805	7,69,562

Sl. No.	Name of the Asset	Opening Balance as on 01-Apr-2019 Rs.	Additions		Deletions Rs.	Total Rs.	Rate of Depreciation	Depreciation Rs.	Closing Balance as on 31-Mar-2020 Rs.
			Upto 30-Sep-2019 Rs.	After 30-Sep-2019 Rs.					
For Ananta Sai Educational Improvement Trust	Innova Car - AP 16 CR 5778	9,05,368	-	-	-	9,05,368	15%	1,35,805	7,69,562
	Innova Car - AP 16 DK 0019	10,98,136	-	-	-	10,98,136	15%	1,64,720	9,33,415
	Ford Ecosport - AP 16 DK 0909	5,52,713	-	-	-	5,52,713	15%	82,907	4,69,806
	Crysta Car - AP 16 DK 2368	15,10,740	-	-	-	15,10,740	15%	2,26,611	12,84,129
	Fortuner - AP 39 AD 0019	28,87,978	-	-	-	28,87,978	15%	4,33,197	24,54,781
	Total.... (B)	76,33,419	-	-	-	76,33,419		11,45,013	64,88,406
	C) Others								
Chairman:	Van - AP 16 TY 3099	1,95,753	-	-	-	1,95,753	15%	29,363	1,66,390
	Water Tanker	13,144	-	-	-	13,144	15%	1,972	11,172
	Total.... (C)	2,08,896	-	-	-	2,08,896		31,334	1,77,562
	Total... (4 = A+B+C)	4,04,62,448	-	-	-	4,04,62,448		60,69,367	3,43,93,081
5	Plant & Machinery - Block E - 15%								
	A) Lab Equipment								
	ECE Lab Equipment	6,92,765	1,05,000	-	-	7,97,765	15%	1,19,665	6,78,100
	EEE - Lab Equipment	6,54,598	-	-	-	6,54,598	15%	98,190	5,56,408
	Chemistry lab equipments	1,32,877	-	-	-	1,32,877	15%	19,931	1,12,945
	Physics lab equipments	29,824	-	-	-	29,824	15%	4,474	25,350
	Mechanical -Lab Equipment	17,86,847	-	-	-	17,86,847	15%	2,68,027	15,18,820
	Electronic & Lab Equipments	6,79,323	-	-	-	6,79,323	15%	1,01,898	5,77,424
	Lab Equipments	26,83,162	2,95,000	5,772	-	29,83,934	15%	4,47,157	25,36,777
	Gym Equipment	1,53,712	-	-	-	1,53,712	15%	23,057	1,30,655
	Fire safety equipment	9,43,583	-	-	-	9,43,583	15%	1,41,538	8,02,046
	B) Others								
	Biometric Machines	2,33,363	-	-	-	2,33,363	15%	35,004	1,98,359
	HT Capacitors	11,722	-	-	-	11,722	15%	1,758	9,964
	HP Motor	19,282	10,500	-	-	29,782	15%	4,467	25,315
	Cardless Phone	1,264	-	-	-	1,264	15%	190	1,075
	Cash Counting Machine	13,719	-	-	-	13,719	15%	2,058	11,661
	Finance Calculators	1,441	-	-	-	1,441	15%	-	1,441
	Hard Disc	42,684	-	-	-	42,684	15%	6,403	36,281
	Mobile Phones	30,922	-	8,990	-	39,912	15%	5,312	34,599
	Generator	89,130	-	-	-	89,130	15%	13,369	75,760
	Transformer HT	1,39,802	-	-	-	1,39,802	15%	20,970	1,18,831
	Xerox Machines	2,08,143	-	-	-	2,08,143	15%	31,221	1,76,922
	Electrical Equipment - 10%	5,33,988	-	-	-	5,33,988	10%	53,399	4,80,589



Sl. No.	Name of the Asset	Opening Balance as on 01-Apr-2019 Rs.	Additions		Deletions Rs.	Total Rs.	Rate of Depreciation	Depreciation Rs.	Closing Balance as on 31-Mar-2020 Rs.
			Upto 30-Sep-2019 Rs.	After 30-Sep-2019 Rs.					
	Water Coolers	1,27,075			-	1,27,075	15%	19,061	1,08,014
	1000 LPH RO Plant	-	-	1,88,800	-	1,88,800	15%	14,160	1,74,640
	Total... (5)	92,09,224	4,10,500	2,03,562	-	98,23,286		14,31,310	83,91,976
6	Computers & Devices - Block F - 40%								
	Computers	41,87,330	-	-	-	41,87,330	40%	16,74,932	25,12,398
	Printer	3,32,070	-	-	-	3,32,070	40%	1,32,828	1,99,242
	Batteries	93,357	2,47,500	-	-	3,40,857	40%	1,36,343	2,04,514
	Laptops	3,82,463	38,940	-	-	4,21,403	40%	1,68,561	2,52,842
	Projector	4,02,495	-	-	-	4,02,495	40%	1,60,998	2,41,497
	Ups	3,163	2,70,000	-	-	2,73,163	40%	1,09,265	1,63,898
	Scanner	52	-	-	-	52	40%	21	31
	Server Software	2,06,456	-	5,90,000	-	7,96,456	40%	2,00,583	5,95,874
	College Inverter	40	-	-	-	40	40%	16	24
	Internet Equipment	757	-	-	-	757	40%	303	454
	Intercom	1,043	-	-	-	1,043	40%	417	626
	A V Projector	442	-	-	-	442	40%	-	442
	Nikon B-700 Digital Camera	5,405	-	-	-	5,405	40%	2,162	3,243
	Camera	571	-	-	-	571	40%	228	343
	CC Cameras	7,99,225	-	-	-	7,99,225	40%	3,19,690	4,79,535
	Tally Software	33,901	-	-	-	33,901	40%	13,560	20,340
	UPS-860VA (Microtech)	18,501	-	-	-	18,501	40%	7,400	11,101
	UPS-10KVA online sys with bateries	1,82,759	82,500	-	-	2,65,259	40%	1,06,104	1,59,156
	LED TV	49,357	-	-	-	49,357	40%	19,743	29,614
	Computer accessories	1,04,700	-	-	-	1,04,700	40%	41,880	62,820
	Total... (6)	68,04,088	6,38,940	5,90,000	-	80,33,028		30,95,034	49,37,994
7	Library - Block - G - 40%								
	Library Books	1,77,345	-	-	-	1,77,345	40%	70,938	1,06,407
	Total... (7)	1,77,345	-	-	-	1,77,345		70,938	1,06,407
	Total... (1+2+3+4+5+6+7)	10,76,61,901	10,49,440	8,93,788	-	10,96,05,129		1,56,36,433	9,39,68,696

For AMRITA SAI EDUCATIONAL IMPROVEMENT TRUST

[Signature]
Secretary & Correspondent



10. Fee Collections

Sl. No	Particulars	ASIST Rs.	ASEI Trust Rs.	Total Rs.
1	Tution Fee - From Govt	7,27,10,300	-	7,27,10,300
2	Tution Fee from Students	3,15,95,200	-	3,15,95,200
	Total...	10,43,05,500	-	10,43,05,500

11. Other Income

Sl. No	Particulars	ASIST Rs.	ASEI Trust Rs.	Total Rs.
1	Special Fee Collection	80,02,500	-	80,02,500
	Less : Concessions	29,28,800	-	29,28,800
		50,73,700	-	50,73,700
2	Alumini Fee	1,02,610	-	1,02,610
3	Transportation Fee: Students	-	2,14,90,550	2,14,90,550
4	Registration Fee collection	6,36,900	-	6,36,900
5	Xerox Book Collection	3,87,480	-	3,87,480
6	Canteen Income	-	20,81,579	20,81,579
7	Hostel Income	-	5,83,600	5,83,600
8	Exam Conducting Fees	-	1,34,250	1,34,250
9	JNTUK Exam Fee	8,07,111	-	8,07,111
10	Interest received From Bank Accounts :			
	a) Interest From AB 137510011000376	1,685	-	1,685
	b) Interest From AB 137510100004766	3,473	-	3,473
	c) Interest From CBI 3072580869	4,457	-	4,457
	d) Interest From CBI 3072632015	2,459	-	2,459
	e) Interest From CBI 3072633552	1,243	-	1,243
	f) Interest From CBI 3092005205	-	856	856
	g) Interest From SBI 6086	638	-	638
	h) Interest From SBH 7854	16,129	-	16,129
10	Interest on Electricity Deposit	47,768	-	47,768
11	Interest on Income Tax Refund	-	11,669	11,669
	Total...	70,85,653	2,43,02,504	3,13,88,157

For AMRITA SAI EDUCATIONAL IMPROVEMENT TRUST

[Signature]
Secretary & Correspondent

For Amrita Sai Educational Improvement Trust

[Signature]
Chairman.



12. Affiliation Fee

Sl. No	Particulars	ASIST Rs.	ASEI Trust Rs.	Total Rs.
1	JNTUK Common Service Fees	8,03,700	-	8,03,700
2	SBTET / Polyset Fee	1,43,200	-	1,43,200
3	TECH Fee	-	-	-
4	JNTUK Affiliation Fees	24,87,465	-	24,87,465
	Total...	34,34,365	-	34,34,365

13. Employee Benefit Expenses

Sl. No	Particulars	ASIST Rs.	ASEI Trust Rs.	Total Rs.
1	Salaries:			
	Teaching Staff Salaries	4,71,36,968	-	4,71,36,968
	Non -Teaching Staff Salaries	1,66,70,914	-	1,66,70,914
	Total...	6,38,07,882	-	6,38,07,882

14. Administrative Expenses and Other Expenses

Sl. No	Particulars	ASIST Rs.	ASEI Trust Rs.	Total Rs.
1	Repair & Maintenance			
	a) Computer Maintenance	10,68,739	-	10,68,739
	b) Electrical Maintenance	4,99,896	-	4,99,896
	c) Garden Maintenance	2,10,962	-	2,10,962
	d) Generator Maintenance	20,15,335	-	20,15,335
	e) Lab Maintenance	12,21,213	-	12,21,213
	f) Repairs & Maintenance - Buildings	15,24,831	-	15,24,831
	g) Repairs & Maintenance-Furniture	5,17,232	-	5,17,232
	Total of Repairs & Maintenance(1)	70,58,208	-	70,58,208
2	Vehicle Maintenance			
	a) Buses Diesel Oil	18,91,067	43,64,821	62,55,887
	b) Buses Insurance	4,49,287	17,88,344	22,37,631
	c) Buses Repairs & Maintainance	3,10,737	14,34,359	17,45,096
	d) Buses Road Tax	33,660	1,60,566	1,94,226
	e) Buses Toll Charges	64,250	6,51,233	7,15,483
	f) Buses Break Expenses	-	1,50,000	1,50,000
	g) Parking Charges	32,807	-	32,807
	Total of Vehicle Maintenance(2)	27,81,808	85,49,323	1,13,31,130
	Other Administrative Expenses			
	1) Admin Charges - EPF	10,005	-	10,005
	2) Advertisement Charges	8,81,707	-	8,81,707
	3) AICTE FEES	1,50,000	-	1,50,000
	4) AP POLYSET 2019	9,459	-	9,459



Amrita Sai Educational Improvement Trust, Paritala
FY : 2019-20

Sl. No	Particulars	ASIST Rs.	ASEI Trust Rs.	Total Rs.
5)	APSCHE BOARD	2,63,637	-	2,63,637
6)	Audit Fees	2,95,000	-	2,95,000
7)	Autonomous Expenses	4,38,092	-	4,38,092
8)	Bank Charges	37,588	18,076	55,664
9)	Building Insurance	24,507	-	24,507
10)	Building Tax	2,78,915	-	2,78,915
11)	Department Operational Expenses	10,66,951	-	10,66,951
12)	Donations	81,116	-	81,116
13)	Education Tour Expenses	9,25,436	-	9,25,436
14)	Electricity Charges	20,23,165	-	20,23,165
15)	E.P.F Expenses	1,75,058	-	1,75,058
16)	Faculty Development Expenses	11,10,490	-	11,10,490
17)	Functions & Celebration Expenses	5,67,261	-	5,67,261
18)	General Expenses	5,16,312	-	5,16,312
19)	Guest Lecture Expenses	8,12,676	-	8,12,676
20)	Industry Interaction Expenses	4,92,239	-	4,92,239
21)	Inspection Fee	35,000	-	35,000
22)	Interest on TDS Payments	61,507	20,676	82,183
23)	Internet Expenses	11,28,744	-	11,28,744
24)	IQAC Expenses	4,80,726	-	4,80,726
25)	ISO Certification Charges	19,470	-	19,470
26)	Journals & Subscriptions	5,91,662	-	5,91,662
27)	Library Expenses	66,273	-	66,273
28)	Mineral Water Expenses	4,03,536	-	4,03,536
29)	Plumbing Expenses	1,90,783	-	1,90,783
30)	Pooja Expenses	2,67,933	-	2,67,933
31)	Postage & Courier Charges	2,56,148	-	2,56,148
32)	Printing & Stationery Expenses	6,84,908	-	6,84,908
33)	Promotion Expenses	3,40,300	-	3,40,300
34)	R & D Expenses	8,63,939	-	8,63,939
35)	Refund of Fees	30,000	-	30,000
36)	Security Charges	10,09,056	-	10,09,056
37)	Seminars & Workshop Expenses	8,16,321	-	8,16,321
38)	Skill Development Training Expenses	12,37,882	-	12,37,882
39)	Sports Expenses	3,91,605	-	3,91,605
40)	Staff Welfare / Medical Aid	10,69,194	-	10,69,194
41)	Student Mentoring & Monitoring Expenses	11,00,562	-	11,00,562
42)	Student Welfare	2,33,731	-	2,33,731
43)	Syllabus Books & Teaching Aid	2,39,803	-	2,39,803
44)	Telephone Charges	1,56,106	-	1,56,106
45)	Training & Placement Expenses	2,48,283	-	2,48,283
46)	Travelling Expenses	5,82,521	-	5,82,521
47)	Canteen Expenses	-	20,45,668	20,45,668
48)	Interest on Vehicle Loans	-	10,57,207	10,57,207
49)	Round off	7	7	14
50)	Exam Cell - Spot Valuation Expenses	1,81,104	-	1,81,104
51)	Autonomous spot valuation fees	7,792	-	7,792
52)	Exam conducting fees	5,52,195	-	5,52,195
53)	Staff remuneration-Exam cell	66,019	-	66,019
Total of Other Administrative Expenses ... (3)		2,34,72,725	31,41,634	2,66,14,359
Total (1) + (2) + (3) ...		3,33,12,741	1,16,90,956	4,50,03,697



15. Finance Cost

Sl. No	Particulars	ASIST	ASEI Trust	Total
		Rs.	Rs.	Rs.
1	Interest on CBI OD 3073359600	-	31,08,325	31,08,325
2	Interest on CBI Loan - 6557	-	20,980	20,980
3	Loan Processing Charges	-	6,100	6,100
4	Interest on Unsecured Loan-K.Mrudhula	-	2,37,280	2,37,280
5	Interest on Unsecured Loan-M/s Jaya Sai Aquaa	-	10,76,757	10,76,757
	Total...	-	44,49,442	44,49,442

As per our separate report of even date

For **M.N.RAO & ASSOCIATES**

Chartered Accountants

Firm Reg.No 005386S



(Signature)

(T S Rama Mohana Rao)

Partner

Membership No.200613

Place: Vijayawada

Date: 15-Jan-2021

For AMRITA SAI EDUCATIONAL IMPROVEMENT TRUST

(Signature)
Secretary & Correspondent


For Amrita Sai Educational Improvement Trust

(Signature)
Chairman.

Receipts and Payments Account for the year ended 31-Mar-2020

	Receipts	Schedule	ASIST Rs.	ASEI Trust Rs.	Total Rs.		Payments	Schedule	ASIST Rs.	ASEI Trust Rs.	Total Rs.
To	Opening Balance (Cash & Bank)	16	20,44,216	80,55,053	1,00,99,269	By	Opening Balance (Bank overdraft)		-	2,53,92,984	2,53,92,984
To	Amount received from Unsecured Loans	17	48,50,000	1,44,00,000	1,92,50,000	By	Repayment of Secured Loans (Including Interest)	22	-	1,11,88,840	1,11,88,840
To	Amount received from Employees	18	70,000	-	70,000	By	Repayment of Unsecured Loans (Including Interest)	23	5,53,14,842	10,00,000	5,63,14,842
To	Interest received	19	30,084	1,49,836	1,79,920	By	Payment of Provisions	24	1,94,59,747	-	1,94,59,747
To	Fee Collection	20	4,87,330	1,83,46,819	1,88,34,149	By	Payment of Statutory Payments	25	-	2,06,737	2,06,737
To	Amount received from Loans & Advances	21	-	5,68,66,140	5,68,66,140	By	Payment of Employee Benefits	26	3,00,851	-	3,00,851
To	Buses Insurance		-	34,785	34,785	By	Payment of Bank Interest & Charges	27	-	31,33,862	31,33,862
To	Buses Toll Charges		-	2,190	2,190	By	Payment of Administration Expenses	28	1,10,62,623	49,09,247	1,59,71,870
To	Bank Charges		73	300	373	By	Fees From Students	29	38,150	-	38,150
To	Examination cell Diploma		65,000	-	65,000	By	Amount Paid to Sundry Creditors	30	11,76,531	95,28,061	1,07,04,592
To	Advances		18,778	-	18,778	By	Bank Charges		37,507	-	37,507
To	Autonomous Spot Valuation Fees		6,79,308	-	6,79,308	By	Loans & Advances (Asset)	31	1,66,428	6,90,16,973	6,91,83,401
To	Exam Cell Spot Valuation Fees Paid		17,23,850	-	17,23,850	By	Closing Balance (Cash & Bank)	32	3,40,28,988	25,88,890	3,66,17,878
To	Exam Conducting Fees		10,14,150	-	10,14,150						
To	Hostel Fees		4,68,600	-	4,68,600						
To	JNTUK Exam Fee		30,07,955	-	30,07,955						
To	Fee Receivable		10,66,20,240	-	10,66,20,240						
To	Fee Receivable from Student		54,900	-	54,900						
To	Fee Receivable from Govt. 2016-17		4,26,750	-	4,26,750						
To	Administrative Expenses		24,435	-	24,435						
To	Closing Balance (Bank over draft)		-	2,91,10,470	2,91,10,470						
	Total...		12,15,85,667	12,69,65,594	24,85,51,262		Total...		12,15,85,667	12,69,65,594	24,85,51,262

For AMRITA SAI EDUCATIONAL IMPROVEMENT TRUST


Secretary & Correspondent

For Amrita Sai Educational Improvement Trust

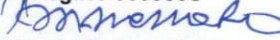

Chairman.

As per our separate report of even date

For M.N.RAO & ASSOCIATES

Chartered Accountants

Firm Reg.No 005386S


(T S Rama Mohana Rao)
Partner

Membership No.200613

UDIN : 21200613AAAACW4969



16. Opening Cash & Bank Balances as on 01-Apr-2019

Sl. No.	Particulars	ASIST Rs.	ASEI Trust Rs.	Total Rs.
A)	Bank Balances:			
1	Andhra Bank SB - 137510011000376	44,951	-	44,951
2	Andhra Bank SB - 137510100004766	88,357	-	88,357
3	Andhra Bank SB - 09341002990011	9,243	-	9,243
4	Central Bank of India CA - 3150270927	19,647	-	19,647
5	Central Bank of India CA - 3071790301	-	28,708	28,708
6	Central Bank of India CA - 3717232018	-	1,17,841	1,17,841
7	Central Bank of India CA - 3724462984	-	74,70,667	74,70,667
8	Central Bank of India SB - 3072580869	1,39,019	-	1,39,019
9	Central Bank of India SB - 3072632015	1,42,763	-	1,42,763
10	Central Bank of India SB - 3092005205	-	32,172	32,172
11	Central Bank of India SB - 3072633552	15,664	-	15,664
12	SBH - Paritala - 62275977854	5,82,582	-	5,82,582
13	SBI - KCL - 32896506086	17,162	-	17,162
14	SBI - KCL - CA No.11382486865	-	4,00,665	4,00,665
15	HDFC-CA-50200024991567	4,65,928	-	4,65,928
	Total..(A)	15,25,316	80,50,053	95,75,369
B)	Cash Balance	5,18,900	5,000	5,23,900
	Total..(B)	5,18,900	5,000	5,23,900
	Total...(A+B)	20,44,216	80,55,053	1,00,99,269

17. Unsecured Loans received

Sl. No.	Particulars	ASIST Rs.	ASEI Trust Rs.	Total Rs.
1	Amrita Sai Educational Improvement Trust	48,50,000	-	48,50,000
2	K Satya Sai Vani	-	42,00,000	42,00,000
3	M/s. Jaya Lakshmi Sea Foods Pvt Ltd	-	58,00,000	58,00,000
4	Muttineni Sasidhar	-	9,00,000	9,00,000
5	Muttineni Sri Vidya	-	1,00,000	1,00,000
6	Swarna Kumari	-	34,00,000	34,00,000
	Total...	48,50,000	1,44,00,000	1,92,50,000

18. Amount received from Employees

Sl. No.	Particulars	ASIST Rs.	ASEI Trust Rs.	Total Rs.
1	P.Chiranjeevi	70,000	-	70,000
	Total...	70,000	-	70,000

For AMRITA SAI EDUCATIONAL IMPROVEMENT TRUST

[Signature]
Secretary & Correspondent

For Amrita Sai Educational Improvement Trust

[Signature]
Chairman.



Amrita Sai Educational Improvement Trust, Paritala

FY : 2019-20

19. Interest received

Sl. No.	Particulars	ASIST Rs.	ASEI Trust Rs.	Total Rs.
	Interest from			
1	Andhra Bank - 137510011000376	1,685	-	1,685
2	Andhra Bank - 137510100004766	3,473	-	3,473
3	Central Bank of India - 3072580869	4,457	-	4,457
4	Central Bank of India - 3072632015	2,459	-	2,459
5	Central Bank of India - 3072633552	1,243	-	1,243
6	Central Bank of India - 3092005205	-	856	856
7	Central Bank of India - 32896506086	638	-	638
8	Central Bank of India - 62275977854	16,129	-	16,129
9	Income tax refund received for FY: 2018-19	-	1,37,311	1,37,311
10	Interest from Income tax refund for FY : 2018-19	-	11,669	11,669
	Total...	30,084	1,49,836	1,79,920

20. Fee Collection

Sl. No.	Particulars	ASIST Rs.	ASEI Trust Rs.	Total Rs.
1	Bus fee	-	1,61,21,940	1,61,21,940
2	Canteen Income	-	20,81,579	20,81,579
3	Xerox Book Collection	3,84,720	-	3,84,720
4	Alumini Fee	1,02,610	-	1,02,610
5	Hostel Income	-	1,43,300	1,43,300
	Total...	4,87,330	1,83,46,819	1,88,34,149

21. Amount received from Loans & Advances

Sl. No.	Particulars	ASIST Rs.	ASEI Trust Rs.	Total Rs.
1	Amrita Sai Institute of Science & Technology	-	5,68,66,140	5,68,66,140
	Total...	-	5,68,66,140	5,68,66,140

22. Repayment of Secured Loans (Including Interest)

Sl. No.	Particulars	ASIST Rs.	ASEI Trust Rs.	Total Rs.
1	Vehicle Loans			
	CBI -Vehicle Loan-3521706557	-	4,31,619	4,31,619
2	Sundaram Finance			
	Sundaram Finance Loan - L 019300278	-	1,38,800	1,38,800
	Sundaram Finance Loan - L 019300279	-	29,700	29,700
	Sundaram Finance Loan- L 019300542	-	24,12,000	24,12,000
	Sundaram Finance Loan- K 019300548	-	7,16,079	7,16,079
	Sundaram Finance Loan-M 019300021	-	11,87,548	11,87,548
	Sundaram Finance Loan-M 019300022	-	5,93,664	5,93,664
	Sundaram Finance Loan-M 019300023	-	5,94,382	5,94,382
	Sundaram Finance Loan- M 019300830	-	40,57,148	40,57,148
	Sundaram Finance Loan- N 019302164	-	10,27,900	10,27,900
	Total...	-	1,11,88,840	1,11,88,840



For AMRITA SAI EDUCATIONAL IMPROVEMENT TRUST

Secretary & Jt. Secy

23. Repayment of Unsecured Loans (Including Interest)

Sl. No.	Particulars	ASIST Rs.	ASEI Trust Rs.	Total Rs.
1	Muttineni Sasidhar	-	9,00,000	9,00,000
2	Muttineni Sri Vidhya	-	1,00,000	1,00,000
3	Amrita Sai Educational Improvement Trust	5,53,14,842	-	5,53,14,842
	Total...	5,53,14,842	10,00,000	5,63,14,842

24. Payment of Outstanding Provisions

Sl.No.	Particulars	ASIST Rs.	ASEI Trust Rs.	Total Rs.
1	Salaries Payable	12,74,582	-	12,74,582
2	Bonus Payable	20,39,193	-	20,39,193
3	Staff LIC payable	24,032	-	24,032
4	Transport Fees payable - Trust	1,61,21,940	-	1,61,21,940
	Total...	1,94,59,747	-	1,94,59,747

25. Payment of Statutory Payments

Sl.No.	Particulars	ASIST Rs.	ASEI Trust Rs.	Total Rs.
1	TDS on other than salaries TDS u/s 194A	-	2,06,737	2,06,737
	Total...	-	2,06,737	2,06,737

26. Payment of Employee Benefits

Sl.No.	Particulars	ASIST Rs.	ASEI Trust Rs.	Total Rs.
1	Staff Welfare	21,685	-	21,685
2	Guest lecture	2,71,966	-	2,71,966
3	Security Charges	7,200	-	7,200
	TOTAL....	3,00,851	-	3,00,851

27. Payment of Bank Interest & Charges

Sl.No.	Particulars	ASIST Rs.	ASEI Trust Rs.	Total Rs.
1	Bank Charges	-	18,376	18,376
2	Interest - CBI OD (9600)	-	31,08,325	31,08,325
3	Interest on			-
	Sundaram Finance Loan- K 019300548	-	835	835
	Sundaram Finance Loan- L 019300542	-	226	226
4	Processing Charges	-	6,100	6,100
	TOTAL....	-	31,33,862	31,33,862

For AMRITA SAI EDUCATIONAL IMPROVEMENT TRUST

Secretary & Correspondent

For Amrita Sai Educational Improvement Trust

Chairman.




28. Administrative Expenses

Sl.No.	Particulars	ASIST Rs	ASEI Trust Rs.	Total
1	Repairs & Maintenance			
	Computer Maintenance	3,63,000	-	3,63,000
	Electrical Maintenance	40,565	-	40,565
	Garden Maintenance	1,84,898	-	1,84,898
	Repairs & Maintenance-Furniture	77,628	-	77,628
	Repairs & Maintenance -Buildings	1,36,970	-	1,36,970
2	Vehicle Maintenance			
	Buses Insurance	-	18,23,129	18,23,129
	Buses Repairs & Maintainance	-	2,58,385	2,58,385
	Buses Road Tax	-	1,60,566	1,60,566
	Buses Toll Charges	-	4,92,278	4,92,278
	Bus break Expenses	-	1,50,000	1,50,000
2	Celebration Expenses			
	Celebrations Exp	35,730	-	35,730
3	Office Expenses			
	General Expenses	1,15,769	-	1,15,769
	Postage & Courier Charges	2,06,929	-	2,06,929
	Printing & Stationery	36,305	-	36,305
	Telephone Charges	2,917	-	2,917
	Travelling Expenses	2,29,924	-	2,29,924
4	Publicity Expenses			
	Promotion Expenses	10,930	-	10,930
5	Canteen Expenses	-	20,04,213	20,04,213
6	Other Expenses			
	Interest on TDS	-	20,676	20,676
	Pooja Material expenses	1,44,338	-	1,44,338
	Plumbing Expenses	1,72,673	-	1,72,673
7	Academic Expenses			
	Autonomous Expenses	58,573	-	58,573
	Department Expenses	47,166	-	47,166
	Exam Cell Spot Valuation Fees Paid	19,04,955	-	19,04,955
	Exam Cell Expenses - Diploma	93,676	-	93,676
	Exam Conducting Fees	14,32,113	-	14,32,113
	Staff Remuneration - Exam Cell	66,019	-	66,019
	JNTUK Exam Fee	22,00,844	-	22,00,844
	Autonomous spot valuation fees	6,87,100	-	6,87,100
	Internet Expenses	73,095	-	73,095
	Lab Maintainance	8,83,347	-	8,83,347
	Library Expenses	11,480	-	11,480
	R & D Expenses	10,600	-	10,600
	Refund of Fees	30,000	-	30,000

For Amrita Sai Educational Improvement Trust

For AMRITA SAI EDUCATIONAL IMPROVEMENT TRUST



Secretary & Correspondent



Chairman.



Sl.No.	Particulars	ASIST Rs	ASEI Trust Rs.	Total
	Sports Expenses	2,33,921	-	2,33,921
	Student Mentoring & Monitoring Expenses	1,675	-	1,675
	Student Welfare	1,45,300	-	1,45,300
	Syllabus Books & Teaching Aid	1,43,253	-	1,43,253
	Subscriptions	69,239	-	69,239
	Training & Placement Expenses	2,48,283	-	2,48,283
	Education Tour Expenses	31,006	-	31,006
	Faculty Development Expenses	8,315	-	8,315
	Industry Interaction Expenses	15,122	-	15,122
	IQAC Expenses	4,75,726	-	4,75,726
	Mineral water Expenses	1,01,985	-	1,01,985
	Seminar and Workshop Expenses	3,11,254	-	3,11,254
	Skill Development Expenses	20,000	-	20,000
	Total....	1,10,62,623	49,09,247	1,59,71,870

29.Fee From Students

Sl.No.	Particulars	ASIST Rs.	ASEI Trust Rs.	Total Rs.
1	B.Tech	10,700	-	10,700
2	Diplomo	27,450	-	27,450
	Total....	38,150	-	38,150

30.Cash & Bank Balances as on 31-03-2020

Sl.No.	Particulars	ASIST Rs	ASEI Trust Rs	Total Rs
A)	Bank Balances:			
1	Andhra Bank SB - 137510011000376	3,23,87,049	-	3,23,87,049
2	Andhra Bank SB - 137510100004766	18,063	-	18,063
3	Andhra Bank SB - 09341002990011	9,243	-	9,243
4	Central Bank of India CA - 3150270927	19,647	-	19,647
5	Central Bank of India CA - 3071790301	-	28,708	28,708
6	Central Bank of India CA - 3717232018	-	19,976	19,976
7	Central Bank of India CA - 3724462984	-	19,16,430	19,16,430
8	Central Bank of India SB - 3072580869	48,781	-	48,781
9	Central Bank of India SB - 3072632015	1,19,363	-	1,19,363
10	Central Bank of India SB - 3092005205	-	33,028	33,028
11	Central Bank of India SB - 3072633552	16,906	-	16,906
12	SBH - Paritala - 62275977854	90,811	-	90,811
13	SBI - KCL - 32896506086	1,39,967	-	1,39,967
14	SBI - KCL - CA No.11382486865	-	1,08,046	1,08,046
15	HDFC-CA-50200024991567	10,659	-	10,659
	Total..(A)	3,28,60,488	21,06,187	3,49,66,675
B)	Cash Balance	11,68,500	4,82,703	16,51,203
	Total..(B)	11,68,500	4,82,703	16,51,203
	Total...(A+B)	3,40,28,988	25,88,890	3,66,17,878

For AMRITA SAI EDUCATIONAL IMPROVEMENT TRUST

Secretary & Correspondent

For Amrita Sai Educational Improvement Trust

Chairman.



31. Amount paid to Sundry Creditors during the F.Y:2019-20

Sl.No.	Particulars	ASIST Rs.	ASEI Trust Rs.	Total Rs.
1	Bees Software Solutions Pvt Ltd	6,20,000	-	6,20,000
2	Durga Glass Hardware & Plywood House	25,000	-	25,000
3	JBS Communication & Technologies	2,43,911	-	2,43,911
4	Omkar Graphics & Offset Printers	2,70,620	-	2,70,620
5	REFAC Sales Corporation	7,000	-	7,000
6	Shaik Khadar Mohiddeen	10,000	-	10,000
7	Automotive Manufactures Pvt Ltd	-	3,21,200	3,21,200
8	Roy Tyres A/C	-	7,45,700	7,45,700
9	Sattemmatalli Trucks and wheels care	-	23,971	23,971
10	Sri Laxmi Battery Works	-	1,03,510	1,03,510
11	Universal Traders	-	41,455	41,455
12	Venkateswara Service Station	-	82,71,220	82,71,220
13	Yoganand Glass & Frame Work	-	21,005	21,005
	Total...	11,76,531	95,28,061	1,07,04,592

For AMRITA SAI EDUCATIONAL IMPROVEMENT TRUST


Secretary & Correspondent

For Amrita Sai Educational Improvement Trust


Chairman.



Amrita Sai Educational Improvement Trust, Paritala
FY : 2019-20

32.Amount paid for Loans & Advances during the F.Y:2019-20

Sl.No.	Particulars	ASIST Rs.	ASEI Trust Rs.	Total Rs.
1	AP 16 CR 0019 Advance	10,292	-	10,292
2	HOD Imprest	10,000	-	10,000
3	K. Sambaiah ,Electrician	6,000	-	6,000
4	KV.Mallikharjun Rao	5,161	-	5,161
5	P.Ankama Rao (Imprest Cash)	22,130	-	22,130
6	Paritala Chiranjeevi- Advance	51,340	-	51,340
7	P.D Srinivasa Rao	6,500	-	6,500
8	Sd.Nagur Vali - Advance	775	-	775
9	Sharma	3,827	-	3,827
10	Advance For Others	35,700	-	35,700
11	Ch Siva Sankar- Transport	14,703	-	14,703
18	Jasper Industries Private Ltd	-	2,82,324	2,82,324
19	Tollgate Advances	-	1,42,680	1,42,680
20	Amrita Sai Institute of Science and Technology	-	6,85,91,969	6,85,91,969
	Total...	1,66,428	6,90,16,973	6,91,83,401

For AMRITA SAI EDUCATIONAL IMPROVEMENT TRUST


Secretary & Correspondent

For Amrita Sai Educational Improvement Trust


Chairman.

