



INDEPENDENT AUDITORS' REPORT

To
The Trustees
Amrita Sai Educational Improvement Trust

Report on the Financial Statements:

Opinion:

We have audited the financial statements of **THE AMRITA SAI EDUCATIONAL IMPROVEMENT TRUST ("the Trust") (Reg. No. 265/2006)**, having Reg. Office at **PARITALA - 521 108**, which comprise the Balance Sheet as at 31st March 2022 and the Income and Expenditure Account for the year the ended 31st March 2022

In our opinion, the accompanying financial statements give a true and fair view of the financial position of the trust as at 31st March 2022; and of its financial performance for the year then ended in accordance with the Accounting Standards issued by the Institute of Chartered Accountants of India (ICAI).

Basis for Opinion:

We conducted our audit of the financial statements in accordance with the Standards on Auditing issued by ICAI. Our responsibilities under those Standards are further described in the Auditor's Responsibilities for the Audit of the Financial Statements section of our report. We are independent of the Trust in accordance with the Code of Ethics issued by the Institute of Chartered Accountants of India (ICAI) together with the ethical requirements that are relevant to our audit of the financial statements and we have fulfilled our other ethical responsibilities in accordance with these requirements and the ICAI's Code of Ethics.

We believe that the audit evidence obtained by us is sufficient and appropriate to provide a basis for our audit opinion on the financial statements.

Management Responsibility for the Financial Statements:

Management is responsible for the preparation and fair presentation of the financial statements in accordance with the aforesaid Accounting Standards, and for such internal controls as management determines necessary to enable the preparation of the financial statements that are free from material misstatement, whether due to fraud or error.

In preparing the financial statements, management is responsible for assessing the Trust's ability to continue as a going concern, disclosing, as applicable, matters related to going concern and using the going concern basis of accounting unless management either intends to liquidate the Trust or to cease operations, or has no realistic alternative but to do so.

The Board of Trustees is responsible for overseeing the Trust's financial reporting process.



Auditor's Responsibility for the Audit of the Financial Statements:

Our objectives are to obtain reasonable assurance about whether the financial statements as a whole are free from material misstatement, whether due to fraud or error, and to issue an auditor's report that includes our opinion.

Reasonable assurance is a high level of assurance, but is not a guarantee that an audit conducted in accordance with Standards on Auditing will always detect a material misstatement when it exists.

Misstatements can arise from fraud or error and are considered material if, individually or in the aggregate, they could reasonably be expected to influence the economic decisions of users taken on the basis of these financial statements.

As part of an audit in accordance with Standards on Auditing, we exercise professional judgment and maintain professional skepticism throughout the audit. We also:

- Identify and assess the risks of material misstatement of the financial statements, whether due to fraud or error, design and perform audit procedures responsive to those risks, and obtain audit evidence that is sufficient and appropriate to provide a basis for our opinion. The risk of not detecting a material misstatement resulting from fraud is higher than for one resulting from error, as fraud may involve collusion, forgery, intentional omissions, misrepresentations, or the override of internal control.
- Obtain an understanding of internal control relevant to the audit in order to design audit procedures that are appropriate in the circumstances, but not for the purpose of expression of opinion on the effectiveness of the Trust's internal controls.
- Evaluate the appropriateness of accounting policies used and the reasonableness of accounting estimates and related disclosures made by management.
- Conclude on the appropriateness of management's use of the going concern basis of accounting and, based on the audit evidence obtained, whether a material uncertainty exists related to events or conditions that may cast significant doubt on the Trust's ability to continue as a going concern. If we conclude that a material uncertainty exists, we are required to draw attention in our auditor's report to the related disclosures in the financial statements or, if such disclosures are inadequate, to modify our opinion. Our conclusions are based on the audit evidence obtained up to the date of our auditor's report. However, future events or conditions may cause the Trust to cease to continue as a going concern.
- Evaluate the overall presentation, structure and content of the financial statements, including the disclosures, and whether the financial statements represent the underlying transactions and events in a manner that achieves fair presentation.

We communicate with those charged with governance regarding, among other matters, the planned scope and timing of the audit and significant audit findings, including any significant deficiencies in internal control that we identify during our audit.



We also provide those charged with governance with a statement that we have complied with relevant ethical requirements regarding independence, and to communicate with them all relationships and other matters that may reasonably be thought to bear on our independence, and where applicable, related safeguards.

Report on Other Legal and Regulatory Requirements:

Further, we report that:

- We have obtained all the information and explanations which to the best of our knowledge and belief were necessary for the purpose of our audit;
- In our opinion proper books of account as required by law have been kept by the Trust so far as appears from our examination of those books;
- The Balance Sheet and Income and Expenditure Account dealt with by this Report are in agreement with the books of account.

Place: Vijayawada
Date: 30-Sep-2022



For M. N. RAO & ASSOCIATES
Chartered Accountants
Firm Reg. No: 005386S


(T S Rama Mohana Rao)
Partner

Membership No. 200613
UDIN: 22200613AXSMMM3067

Amrita Sai Educational Improvement Trust (Reg.No.265/2006)
Paritala - 521 180; Krishna District

Details of Members of Governing Body - FY : 2021-22

Sl. No.	Name in BLOCK Letters	Designation	Address
1	Sri Kudaravalli Ramesh Babu	Chairman & Treasurer	S/o. Sri Purnaiah Flat No: E-4, Madhuri Mannor East Point Colony Visakhapatnam - 530 017 PAN : AGZPK 6018 P
2	Sri Kudaravalli Rama Mohana Rao	Secretary & Correspondent	S/o. Sri Purnaiah Flat No: 204, Lakshmi Enclave Bose Road Tenali - 522 201 PAN : ACPK 4916 L
3	Sri Yenamadala Venkata Ramaiah	President	S/o. Sri Kotaiah 3rd Line, N.G.O's Colony Narasarao Peta - 522 601 PAN : AANPY 2580 N
4	Sri Kudaravalli Srinivasa Rao	Vice President	S/o. Sri Purnaiah Flat No.602, Redcreek Apartments Panduranga Puram Visakhapatnam - 530 003 PAN : AGZPK 6017 C
5	Sri Koratala Eswar Chand	Joint Secretary	S/o. Sri Srirama Murthy Flat No.103, Sree Lakshmi Towers Tenali - 522 201 PAN : AJSPK 3466 H

For **AMRITA SAI EDUCATIONAL
IMPROVEMENT TRUST**

(Kudaravalli Ramesh Babu)
Chairman

(Kudaravalli Rama Mohana Rao)
Secretary

Balance Sheet as at 31-Mar-2022

Particulars	Notes	ASIST Rs	ASEITrust Rs	Total Rs.
I) Liabilities				
Members Fund:				
Corpus Fund		-	1,33,27,434	1,33,27,434
Capital Fund	1	7,97,59,245	1,67,59,844	9,65,19,089
Long Term Borrowings:				
Secured Loans	2	-	2,46,81,419	2,46,81,419
Unsecured Loans	3	-	5,94,61,333	5,94,61,333
Total...		7,97,59,245	11,42,30,030	19,39,89,275
II) Assets				
Non Current Assets:				
Fixed Assets	4	5,38,82,033	2,10,78,992	7,49,61,025
Deposits	5	5,10,012	-	5,10,012
Current Assets:				
Other Current Assets	6	10,93,35,383	52,75,329	11,46,10,712
Cash & Bank Balances	7	34,08,789	4,98,736	39,07,525
Total...		16,71,36,218	2,68,53,058	19,39,89,275

As per our separate report of even date

For M.N.RAO & ASSOCIATES

Chartered Accountants

Firm Reg.No 005386S



(T S Rama Mohana Rao)

Partner

Membership No.200613

UDIN : 22200613AXSMMM3067

For AMRITA SAI EDUCATIONAL
IMPROVEMENT TRUST


(Kudaravalli Ramesh Babu)

Chairman



(Kudaravalli Rama Mohana Rao)

Secretary

Place : Vijayawada

Date : 30-Sep-2022

Income and Expenditure Account for the year ended 31-Mar-2022

Particulars	Notes	ASIST	ASEI Trust	FY 2021-22 Total
		Rs.	Rs.	Rs.
A. Incomes :				
a) Fee Collections	8	10,39,04,756	-	10,39,04,756
b) Other Incomes	9	61,11,936	2,45,55,660	3,06,67,596
Total...(A)		11,00,16,692	2,45,55,660	13,45,72,352
B. Expenditure :				
a) Affiliation Fee	10	33,11,752	-	33,11,752
b) Employee Benefit Expenses	11	10,32,18,446	-	10,32,18,446
c) Administrative Expenses and Other Expenses	12	2,77,44,150	1,01,22,506	3,78,66,656
d) Finance Cost	13	-	39,08,722	39,08,722
e) Depreciation	4	83,71,790	34,79,633	1,18,51,423
Total...(B)		14,26,46,138	1,75,10,861	16,01,56,999
Total (A-B)		(3,26,29,446)	70,44,799	(2,55,84,647)
Add: Closing Current Liabilities (Unpaid) as on 31-Mar-2022	14	3,36,16,895	11,68,424	3,47,85,319
Excess of Income over Expenditure (A-B)	-	9,87,449	82,13,223	92,00,671

As per our separate report of even date

For M.N.RAO & ASSOCIATES

Chartered Accountants

Firm Reg.No 005386S



(T S Rama Mohana Rao)

Partner

Membership No.200613

UDIN : 22200613AXSMMM3067

For AMRITA SAI EDUCATIONAL
IMPROVEMENT TRUST

(Kudaravalli Ramesh Babu)
Chairman


(Kudaravalli Rama Mohana Rao)
Secretary

Place : Vijayawada

Date : 30-Sep-2022

1. Capital Fund

Sl. No.	Particulars	ASIST		ASEI Trust		Total As on 31-Mar-2022	
		Rs.	Rs.	Rs.	Rs.	Rs.	Rs.
1	Opening Balance		7,87,71,796		85,46,622		8,73,18,418
	Add: Excess of Income over Expenditure during the year		9,87,449		82,13,223		92,00,671
	Closing Balance		7,97,59,245		1,67,59,844		9,65,19,089

2. Secured Loans

Sl. No.	Particulars	ASIST		ASEI Trust		Total As on 31-Mar-2022	
		Rs.	Rs.	Rs.	Rs.	Rs.	Rs.
A)	Bank OD: Central Bank of India - OD-3073359600	-	-	1,98,78,334	1,98,78,334	1,98,78,334	1,98,78,334
B)	Vehicle Loans: Sundaram Finance-N 019302164	-	-	6,11,834	6,11,834	6,11,834	6,11,834
C)	Term Loan Central Bank of India - 3832551814	-	-	41,91,251	41,91,251	41,91,251	41,91,251
	Total...		-	2,46,81,419	2,46,81,419		2,46,81,419

3. Unsecured Loans

Sl. No.	Particulars	ASIST		ASEI Trust		Total As on 31-Mar-2022	
		Rs.	Rs.	Rs.	Rs.	Rs.	Rs.
1	A Subba Rao	-	-	10,50,000		10,50,000	
2	J Mahinath	-	-	4,91,470		4,91,470	
3	K.Rama Mohana Rao	-	-	11,04,000		11,04,000	
4	M/s Jaya Sai Aqua	-	-	1,22,05,514		1,22,05,514	
5	K Ramesh Babu	-	-	7,90,000		7,90,000	
6	K Mrudhula	-	-	26,89,662		26,89,662	
7	K Satya Sai Vani	-	-	42,00,000		42,00,000	
8	K Sai Komal	-	-	2,00,000		2,00,000	
9	K Sri Rama Murthy	-	-	4,86,000		4,86,000	
10	P Rama Chandra Babu	-	-	4,53,664		4,53,664	
11	P Sri Lakshmi	-	-	30,000		30,000	
12	G. Swarna Kumari	-	-	34,00,000		34,00,000	
13	Y Venkata Ramaiah	-	-	54,000		54,000	
14	Jasti Rajeswari	-	-	9,00,000		9,00,000	
15	Koratala Eswarchand	-	-	30,00,000		30,00,000	
16	K Sai Manoj	-	-	5,00,023		5,00,023	
17	M/s Jaya Lakshmi Sea Foods Pvt Ltd	-	-	1,58,00,000		1,58,00,000	
18	K Lakshmi Karthik	-	-	70,00,000		70,00,000	
19	M Sasidhar	-	-	5,00,000		5,00,000	
20	M Srividya	-	-	35,00,000		35,00,000	
21	Y Balagangadhara Rao	-	-	11,07,000		11,07,000	
			-	5,94,61,333		5,94,61,333	
	Total...		-	5,94,61,333		5,94,61,333	

For AMRITA SAI EDUCATIONAL IMPROVEMENT TRUST


 (Kudaravalli Ramesh Babu)
 Chairman


 (Kudaravalli Rama Mohana Rao)
 Secretary

4.1. Fixed Assets - ASIST

Sl. No.	Name of the Asset	Opening Balance as on 01-Apr-2021 Rs.	Additions		Deletions Rs.	Total Rs.	Rate of Depreciation	Depreciation Rs.	Closing Balance as on 31-Mar-2022 Rs.
			Upto 30-Sep-2021 Rs.	After 30-Sep-2021 Rs.					
1	Buildings - Block B - 10%								
	Buildings	3,67,87,355	-	-	-	3,67,87,355	10%	36,78,736	3,31,08,620
	Work in Progress	-	-	-	-	-	-	-	-
	Total... (1)	3,67,87,355	-	-	-	3,67,87,355		36,78,736	3,31,08,620
2	Furniture, Fixtures & Fittings - Block C - 10%								
	Air Conditioner	5,69,078	-	-	-	5,69,078	10%	56,908	5,12,170
	Class Room Boards	1,40,836	-	42,240	-	1,83,076	10%	16,196	1,66,880
	Sports Items	2,74,062	-	-	-	2,74,062	10%	27,406	2,46,655
	Benches	4,49,625	-	-	-	4,49,625	10%	44,963	4,04,663
	Access Card Reader	11,066	-	-	-	11,066	10%	1,107	9,960
	Furniture	19,91,461	-	7,07,520	-	26,98,981	10%	2,34,522	24,64,459
	Tata Sky Dish	543	-	-	-	543	10%	54	488
	Executive Chairs	53,705	-	-	-	53,705	10%	5,371	48,335
	Wall Fans	22,616	-	-	-	22,616	10%	2,262	20,354
	Total... (2)	35,12,991	-	7,49,760	-	42,62,751		3,88,787	38,73,964
3	Vehicles - Block D - 15%								
	A) Cars:								
	Innova - AP16 BV 0009	3,48,004	-	-	-	3,48,004	15%	52,201	2,95,804
	Innova Car - AP 16 CR 0019	6,54,128	-	-	-	6,54,128	15%	98,119	5,56,009
	Innova Car - AP 16 CR 5778	6,54,128	-	-	-	6,54,128	15%	98,119	5,56,009
	Innova Car - AP 16 DK 0019	7,93,403	-	-	-	7,93,403	15%	1,19,010	6,74,393
	Ford Ecosport - AP 16 DK 0909	3,99,334	-	-	-	3,99,334	15%	59,900	3,39,434
	Crysta Car - AP 16 DK 2368	10,91,510	-	-	-	10,91,510	15%	1,63,726	9,27,783
	Fortuner - AP 39 AD 0019	20,86,564	-	-	-	20,86,564	15%	3,12,985	17,73,579
	Total.... (A)	60,27,071	-	-	-	60,27,071		9,04,061	51,23,010
	B) Others								
	Water Tanker	9,497	-	-	-	9,497	15%	1,425	8,072
	Total.... (B)	9,497	-	-	-	9,497		1,425	8,072
	Total... (3 = A+B)	60,36,568	-	-	-	60,36,568		9,05,485	51,31,083

For Amrita Sai Educational Improvement Trust For Amrita Sai Educational Improvement Trust

Chairman.

Secretary & Correspondent

4.1. Fixed Assets - ASIST

Sl. No.	Name of the Asset	Opening Balance as on 01-Apr-2021 Rs.	Additions		Deletions Rs.	Total Rs.	Rate of Depreciation	Depreciation Rs.	Closing Balance as on 31-Mar-2022 Rs.
			Upto 30-Sep-2021 Rs.	After 30-Sep-2021 Rs.					
4	Plant & Machinery - Block E - 15%								
	A) Lab Equipment								
	ECE Lab Equipment	5,76,385	-	-	-	5,76,385	15%	86,458	4,89,927
	EEE - Lab Equipment	4,72,947	-	-	-	4,72,947	15%	70,942	4,02,005
	Chemistry lab equipments	96,003	-	-	-	96,003	15%	14,400	81,603
	Physics lab equipments	21,548	-	-	-	21,548	15%	3,232	18,316
	Mechanical -Lab Equipment	12,90,997	-	-	-	12,90,997	15%	1,93,650	10,97,347
	Electronic & Lab Equipments	4,90,811	-	-	-	4,90,811	15%	73,622	4,17,189
	Lab Equipments	21,56,261	-	20,874	-	21,77,135	15%	3,25,005	18,52,130
	Gym Equipment	1,11,057	-	-	-	1,11,057	15%	16,659	94,398
	Fire safety equipment	6,81,739	-	-	-	6,81,739	15%	1,02,261	5,79,478
	Total.... (A)	58,97,747	-	20,874	-	59,18,621		8,86,228	50,32,393
	B) Others								
	Biometric Machines	1,68,605	-	-	-	1,68,605	15%	25,291	1,43,314
	HT Capacitors	8,469	-	-	-	8,469	15%	1,270	7,199
	HP Motor	21,517	-	-	-	21,517	15%	3,228	18,290
	Cardless Phone	914	-	-	-	914	15%	137	776
	Cash Counting Machine	9,912	-	28,320.00	-	38,232	15%	3,611	34,621
	Finance Calculators	1,225	-	-	-	1,225	15%	184	1,041
	Hard Disc	30,839	-	-	-	30,839	15%	4,626	26,213
	Mobile Phones	29,409	-	-	-	29,409	15%	4,411	24,998
	Generator	64,396	-	-	-	64,396	15%	9,659	54,737
	Transformer HT	1,01,007	-	-	-	1,01,007	15%	15,151	85,856
	Xerox Machines	1,50,383	-	-	-	1,50,383	15%	22,558	1,27,826
	Electrical Equipment - 10%	4,32,530	-	-	-	4,32,530	10%	43,253	3,89,277
	Water Coolers	91,812	-	-	-	91,812	15%	13,772	78,040
	1000 LPH RO Plant	1,48,444	-	-	-	1,48,444	15%	22,267	1,26,177
	Total.... (B)	12,59,462	-	28,320	-	12,87,782		1,69,417	11,18,365
	Total... (4 = A+B)	71,57,209	-	49,194	-	72,06,403		10,55,644	61,50,759

For Amrita Sai Educational Improvement Trust For Amrita Sai Educational Improvement Trust

Chairman

Secretary & Correspondent

4.1. Fixed Assets - ASIST

Sl. No.	Name of the Asset	Opening Balance as on 01-Apr-2021 Rs.	Additions		Deletions Rs.	Total Rs.	Rate of Depreciation	Depreciation Rs.	Closing Balance as on 31-Mar-2022 Rs.
			Upto 30-Sep-2021 Rs.	After 30-Sep-2021 Rs.					
5	Computers & Devices - Block F - 40%								
	Computers	15,82,703	69,500	34,09,000	-	50,61,203	40%	13,42,681	37,18,522
	Printer	1,32,761	-	-	-	1,32,761	40%	53,104	79,657
	Batteries	1,22,709	-	1,36,801	-	2,59,510	40%	76,444	1,83,066
	Laptops	1,88,385	-	-	-	1,88,385	40%	75,354	1,13,031
	Projector	1,44,898	-	-	-	1,44,898	40%	57,959	86,939
	Ups	98,339	16,900	6,60,000	-	7,75,239	40%	1,78,095	5,97,143
	Scanner	19	-	-	-	19	40%	7	11
	Server Software	3,57,524	-	-	-	3,57,524	40%	1,43,010	2,14,515
	College Inverter	14	-	-	-	14	40%	6	9
	Internet Equipment	272	-	-	-	272	40%	109	163
	Intercom	376	-	-	-	376	40%	150	225
	A V Projector	265	-	-	-	265	40%	106	159
	Nikon B-700 Digital Camera	1,946	-	-	-	1,946	40%	778	1,168
	Camera	206	-	-	-	206	40%	82	123
	CC Cameras	2,87,721	-	-	-	2,87,721	40%	1,15,088	1,72,633
	Tally Software	24,948	-	-	-	24,948	40%	9,979	14,969
	UPS-860VA (Microtech)	6,660	-	-	-	6,660	40%	2,664	3,996
	UPS-10KVA online sys with bateries	95,493	-	-	-	95,493	40%	38,197	57,296
	LED TV	17,768	-	-	-	17,768	40%	7,107	10,661
	Computer accessories	5,41,692	-	-	-	5,41,692	40%	2,16,677	3,25,015
	Total... (5)	36,04,700	86,400	42,05,801	-	78,96,901		23,17,600	55,79,301
6	Library - Block - G - 40%								
	Library Books	63,844	-	-	-	63,844	40%	25,538	38,306
	Total... (6)	63,844	-	-	-	63,844		25,538	38,306
	Total... (1+2+3+4+5+6)	5,71,62,668	86,400	50,04,755	-	6,22,53,823	-	83,71,790	5,38,82,033

For Amrita Sai Educational Improvement Trust



Chairman.

For AMRITA SAI EDUCATIONAL IMPROVEMENT TRUST

(Sri Yenamadala Venkata Ramaiah)
President

(Kudaravalli Rama Mohana Rao)
Secretary

4.1. Fixed Assets - ASIST

Sl. No.	Name of the Asset	Opening Balance as on 01-Apr-2021 Rs.	Additions		Deletions Rs.	Total Rs.	Rate of Depreciation	Depreciation Rs.	Closing Balance as on 31-Mar-2022 Rs.
			Upto 30-Sep-2021 Rs.	After 30-Sep-2021 Rs.					
5	Computers & Devices - Block F - 40%								
	Computers	15,82,703	69,500	34,09,000	-	50,61,203	40%	13,42,681	37,18,522
	Printer	1,32,761	-	-	-	1,32,761	40%	53,104	79,657
	Batteries	1,22,709	-	1,36,801	-	2,59,510	40%	76,444	1,83,066
	Laptops	1,88,385	-	-	-	1,88,385	40%	75,354	1,13,031
	Projector	1,44,898	-	-	-	1,44,898	40%	57,959	86,939
	Ups	98,339	16,900	6,60,000	-	7,75,239	40%	1,78,095	5,97,143
	Scanner	19	-	-	-	19	40%	7	11
	Server Software	3,57,524	-	-	-	3,57,524	40%	1,43,010	2,14,515
	College Inverter	14	-	-	-	14	40%	6	9
	Internet Equipment	272	-	-	-	272	40%	109	163
	Intercom	376	-	-	-	376	40%	150	225
	A V Projector	265	-	-	-	265	40%	106	159
	Nikon B-700 Digital Camera	1,946	-	-	-	1,946	40%	778	1,168
	Camera	206	-	-	-	206	40%	82	123
	CC Cameras	2,87,721	-	-	-	2,87,721	40%	1,15,088	1,72,633
	Tally Software	24,948	-	-	-	24,948	40%	9,979	14,969
	UPS-860VA (Microtech)	6,660	-	-	-	6,660	40%	2,664	3,996
	UPS-10KVA online sys with bateries	95,493	-	-	-	95,493	40%	38,197	57,296
	LED TV	17,768	-	-	-	17,768	40%	7,107	10,661
	Computer accessories	5,41,692	-	-	-	5,41,692	40%	2,16,677	3,25,015
	Total... (5)	36,04,700	86,400	42,05,801	-	78,96,901		23,17,600	55,79,301
6	Library - Block - G - 40%								
	Library Books	63,844	-	-	-	63,844	40%	25,538	38,306
	Total... (6)	63,844	-	-	-	63,844		25,538	38,306
	Total... (1+2+3+4+5+6)	5,71,62,668	86,400	50,04,755	-	6,22,53,823	-	83,71,790	5,38,82,033

For AMRITA SAI EDUCATIONAL IMPROVEMENT TRUST

(Kudaravalli Ramesh Babu)
Chairman(Kudaravalli Rama Mohana Rao)
Secretary

4.2. Fixed Assets - ASEI Trust

Sl. No.	Name of the Asset	Opening Balance as on 01-Apr-2021 Rs.	Additions		Deletions Rs.	Total Rs.	Rate of Depreciation	Depreciation Rs.	Closing Balance as on 31-Mar-2022 Rs.
			Upto 30-Sep-2021 Rs.	After 30-Sep-2021 Rs.					
1	Site - Block A - 0% Land	13,61,076	-	-	-	13,61,076	0%	-	13,61,076
	Total... (1)	13,61,076	-	-	-	13,61,076		-	13,61,076
2	Vehicles - Block D - 15%								
	A) Buses:								
	Bus- AP 07 X 0414 (Already Sold)	(35,600)	-	-	-	(35,600)	15%	(5,340)	(30,260)
	Bus- AP 24 U 3999 (Already Sold)	(33,328)	-	-	-	(33,328)	15%	(4,999)	(28,329)
	Bus- AP 24 W 4949 (Already Sold)	(79,761)	-	-	-	(79,761)	15%	(11,964)	(67,797)
	Bus - AP 16 TE 0235	5,98,134	-	-	-	5,98,134	15%	89,720	5,08,414
	Bus - AP 16 TE 0236	5,98,134	-	-	-	5,98,134	15%	89,720	5,08,414
	Bus - AP 16 TE 0237	5,98,134	-	-	-	5,98,134	15%	89,720	5,08,414
	Bus - AP 16 TE 0238	5,98,134	-	-	-	5,98,134	15%	89,720	5,08,414
	Bus - AP 16 TE 0245	5,98,134	-	-	-	5,98,134	15%	89,720	5,08,414
	Bus - AP 16 TE 0246	5,98,134	-	-	-	5,98,134	15%	89,720	5,08,414
	Bus - AP 16 TE 0247	5,98,134	-	-	-	5,98,134	15%	89,720	5,08,414
	Bus - AP 16 TE 0248	5,98,134	-	-	-	5,98,134	15%	89,720	5,08,414
	Bus - AP 16 TE 1386	5,16,568	-	-	-	5,16,568	15%	77,485	4,39,083
	Bus - AP 16 TE 1387	5,16,568	-	-	-	5,16,568	15%	77,485	4,39,083
	Bus - AP 16 TE 1389	5,16,568	-	-	-	5,16,568	15%	77,485	4,39,083
	Bus - AP 16 TE 1390	5,16,568	-	-	-	5,16,568	15%	77,485	4,39,083
	Bus - AP 16 TE 2386	7,00,805	-	-	-	7,00,805	15%	1,05,121	5,95,684
	Bus - AP 16 TE 2387	7,00,805	-	-	-	7,00,805	15%	1,05,121	5,95,684
	Bus - AP 16 TE 2390	7,00,805	-	-	-	7,00,805	15%	1,05,121	5,95,684
	Bus - AP 16 TE 2391	7,00,805	-	-	-	7,00,805	15%	1,05,121	5,95,684
	Bus - AP 16 TE 2392	7,00,805	-	-	-	7,00,805	15%	1,05,121	5,95,684
	Bus - AP 16 TE 2393	7,00,805	-	-	-	7,00,805	15%	1,05,121	5,95,684
	Bus - AP 16 TE 4054	8,16,174	-	-	-	8,16,174	15%	1,22,426	6,93,748
	Bus - AP 16 TE 4058	8,16,174	-	-	-	8,16,174	15%	1,22,426	6,93,748
	Bus - AP 16 TE 4060	8,16,174	-	-	-	8,16,174	15%	1,22,426	6,93,748
	Bus - AP 16 TE 4097	8,16,174	-	-	-	8,16,174	15%	1,22,426	6,93,748
	Bus - AP 16 TE 5705	10,31,362	-	-	-	10,31,362	15%	1,54,704	8,76,658
	Bus - AP 16 TE 5706	10,31,362	-	-	-	10,31,362	15%	1,54,704	8,76,658
	Bus - AP 16 TE 5707	10,31,362	-	-	-	10,31,362	15%	1,54,704	8,76,658
	Bus - AP 16 TE 5708	10,31,362	-	-	-	10,31,362	15%	1,54,704	8,76,658
	Bus - AP 16 TE 5709	10,31,362	-	-	-	10,31,362	15%	1,54,704	8,76,658
	Bus - AP 16 TE 6161	10,71,250	-	-	-	10,71,250	15%	1,60,688	9,10,563
	Bus - AP 16 TE 6162	10,55,936	-	-	-	10,55,936	15%	1,58,390	8,97,545
	Bus - AP 16 TE 6163	10,55,936	-	-	-	10,55,936	15%	1,58,390	8,97,545
	Bus - AP 16 TE 6164	10,55,936	-	-	-	10,55,936	15%	1,58,390	8,97,545
	Total.... (A)	2,35,68,045	-	-	-	2,35,68,045		35,35,207	2,00,32,839
	B) Cars:								
	Vehicle-9660 (Already Sold)	(1,31,363)	-	-	-	(1,31,363)	15%	(19,704)	(1,11,658)
	Vehicle- No.1888 (Already Sold)	(2,27,213)	-	-	-	(2,27,213)	15%	(34,082)	(1,93,131)
	Vehicle-No-2748 (Already Sold)	(9,676)	-	-	-	(9,676)	15%	(1,451)	(8,225)
	Vehicle- Duster (Already Sold)	(58,519)	-	-	-	(58,519)	15%	(8,778)	(49,741)
	Verna - AP 16BV 5445 (Already Sold)	(1,31,318)	-	-	-	(1,31,318)	15%	(19,698)	(1,11,620)
	Vehicle - AP-16 BV7227 (Already Sold)	(2,18,243)	-	-	-	(2,18,243)	15%	(32,737)	(1,85,507)
	Vehicle - Maruti Ertiga	2,64,405	-	-	-	2,64,405	15%	39,661	2,24,744
	Total.... (B)	(5,11,927)	-	-	-	(5,11,927)		(76,789)	(4,35,138)
	C) Others								
	Van - AP 16 TY 3099	1,41,431	-	-	-	1,41,431	15%	21,215	1,20,216
	Total.... (C)	1,41,431	-	-	-	1,41,431		21,215	1,20,216
	Total... (2 = A+B+C)	2,31,97,549	-	-	-	2,31,97,549		34,79,632	1,97,17,916
	Total... (1+2)	2,45,58,625	-	-	-	2,45,58,625		34,79,632	2,10,78,992

For AMRITA SAI EDUCATIONAL IMPROVEMENT TRUST

(Kudaravalli Ramesh Babu)
Chairman(Kudaravalli Rama Mohana Rao)
Secretary

5. Deposits


Sl. No.	Particulars	ASIST		ASEI Trust		Total As on 31-Mar-2022	
		Rs.	Rs.	Rs.	Rs.	Rs.	Rs.
A)	Security Deposits:						
	Electricity Deposit	3,36,121		-		3,36,121	
	NSIC Deposit	1,35,000		-		1,35,000	
	Telephone Deposit	38,891		-		38,891	
			5,10,012		-		5,10,012
	Total...		5,10,012		-		5,10,012

6. Other Current Assets

Sl. No.	Particulars	ASIST		ASEI Trust		Total As on 31-Mar-2022	
		Rs.	Rs.	Rs.	Rs.	Rs.	Rs.
1	Fee receivable from Government						
	F.Y.2012 -13	6,82,500		-		6,82,500	
	F.Y.2013 -14	7,72,088		-		7,72,088	
	F.Y.2014 -15	4,43,050		-		4,43,050	
	F.Y.2015 -16	20,10,975		-		20,10,975	
	F.Y.2016-17	14,58,825		-		14,58,825	
			53,67,438		-		53,67,438
2	Fee Receivable from Students & Govt		10,03,72,197		-		10,03,72,197
3	Transport Fee Receivable		-		48,40,980		48,40,980
4	Advances given to Departmental HOD's		55,334		-		55,334
5	HOD Imprest		(31,950)		-		(31,950)
	- P Ankama Rao		1,47,287		-		1,47,287
	- KV Mallikharjuna rao		83,632		-		83,632
	- P D Srinivas Rao		(500)		-		(500)
	- P V Sivarama Krishna		(13,548)		-		(13,548)
	- L Ajay Kumar		2,49,500		-		2,49,500
	- P Chiranjeevi		2,89,543		-		2,89,543
6	PMKVY Fund (AICTE) Receivable		49,512		-		49,512
7	Rental Advance		1,77,000		-		1,77,000
8	Balance at M N Rao & Associates Online Account		-		1,670		1,670
9	Income Tax Refund Receivable for the FY:2012-13		-		1,33,636		1,33,636
10	Income Tax Refund Receivable for the FY:2014-15		-		1,22,130		1,22,130
11	TCS on Purchase of Diesel		-		3,302		3,302
12	TDS on Purchase of Diesel		-		1,45,503		1,45,503
13	Tax Deducted by Others - F.Y.2019-20		1,627		-		1,627
14	TDS Receivable from Sundaram Finance		-		(32,855)		(32,855)
15	Salary Advances		1,99,500		-		1,99,500
16	Advance for Others		1,23,000		-		1,23,000
17	Ankamarao Transport Incharge		-		45,691		45,691
18	Advance for Vechile Maintenace		1,92,240		-		1,92,240
19	Ch Siva Kumar Transport		83,991		-		83,991
20	Innovative Financial		14,16,000		-		14,16,000
21	Innpgecks Technologies		5,44,910		-		5,44,910
22	Advance given for materials		26,000		-		26,000
23	TDS Receivable on Insurance Comission		-		6,461		6,461
24	TDS Receivable on Electricity Deposit		2,670		-		2,670
25	Accured Interest on Bank FD		-		8,811		8,811
	Total...		10,93,35,383		52,75,329		11,46,10,712

For AMRITA SAI EDUCATIONAL IMPROVEMENT TRUST


 (Kudaravalli Ramesh Babu)
 Chairman



 (Kudaravalli Rama Mohana Rao)
 Secretary

7. Cash & Cash Equivalents

Sl. No.	Particulars	ASIST		ASEI Trust		Total As on 31-Mar-2022	
		Rs.	Rs.	Rs.	Rs.	Rs.	Rs.
A)	Balance with Banks:						
1	Union Bank SB - 09341002990011	9,133		-		9,133	
2	Union Bank SB - 137510011000376	19,082		-		19,082	
3	Union Bank SB - 137510100004766	94,896		-		94,896	
4	Central Bank of India CA - 3150270927	19,291		-		19,291	
5	Central Bank of India CA - 3071790301	-		5,295		5,295	
6	Central Bank of India SB - 3072580869	77,166		-		77,166	
7	Central Bank of India SB - 3072632015	416		-		416	
8	Central Bank of India SB - 3092005205	-		35,363		35,363	
9	Central Bank of India SB - 3072633552	17,873		-		17,873	
10	SBI - Paritala - 62275977854	11,428		-		11,428	
11	SBI - KCL - 32896506086	22,211		-		22,211	
12	SBI - KCL - CA A/c No.11382486865	-		73,977		73,977	
13	HDFC CA - 50200024991567	-		-		-	
14	CBI - CA - 3717232018	-		19,975		19,975	
16	CBI - CA - 3724462984	-		14,665		14,665	
			2,71,496		1,49,275		4,20,771
B)	Cash in Hand		31,37,293		3,49,461		34,86,754
	Total...		34,08,789		4,98,736		39,07,525

For AMRITA SAI EDUCATIONAL IMPROVEMENT TRUST


 (Kudaravalli Ramesh Babu)
 Chairman


 (Kudaravalli Rama Mohana Rao)
 Secretary

8. Fee Collections

Sl.No	Particulars	ASIST Rs.	ASEI Trust Rs.	FY 2021-22 Total Rs.
1	Tution Fee from Students	10,39,04,756	-	10,39,04,756
	Total...	10,39,04,756	-	10,39,04,756

9. Other Income

Sl.No	Particulars	ASIST Rs.	ASEI Trust Rs.	FY 2021-22 Total Rs.
1	Special Fee Collection	28,98,950	-	28,98,950
2	Alumini Fee	1,16,809	-	1,16,809
3	Transportation Fee:			
	Students	-	2,40,93,300	2,40,93,300
4	Registration Fee collection	3,05,900	-	3,05,900
5	Xerox Book Collection	3,71,255	-	3,71,255
6	Other Deduction	2,39,226	-	2,39,226
7	Consultancy Charges	5,08,425	-	5,08,425
8	Insurance Comission	-	3,23,000	3,23,000
9	Exam Cell Account			
	a) Exam Cell- Other Income	5,07,650	-	5,07,650
	b) Exam Fee Collection	11,19,174	-	11,19,174
10	Interest received From Bank Accounts :			
	a) Interest From AB 137510011000376	2,024	-	2,024
	b) Interest From AB 137510100004766	557	-	557
	b) Interest From AB 09341002990011	267	-	267
	c) Interest From CBI 3072580869	2,326	-	2,326
	d) Interest From CBI 3072632015	14,135	-	14,135
	e) Interest From CBI 3072633552	511	-	511
	f) Interest From CBI 3092005205		1,008	1,008
	g) Interest From SBI 6086	590	-	590
	h) Interest From SBH 7854	9,113	-	9,113
11	Interest on Electricity Deposit & Others	13,264	8,818	22,082
12	Refund on Income Tax for AY: 2020-21	1,760	-	1,760
13	Cholamandalam Ms General Insurance	-	1,29,534	1,29,534
	Total...	61,11,936	2,45,55,660	3,06,67,596

For AMRITA SAI EDUCATIONAL IMPROVEMENT TRUST



(Kudaravalli Ramesh Babu)

Chairman



(Kudaravalli Rama Mohana Rao)

Secretary

10. Affiliation Fee

Sl.No	Particulars	ASIST Rs.	ASEI Trust Rs.	FY 2021-22 Total Rs.
1	SBTET / Polyset Fee	62,836	-	62,836
2	JNTUK Expenses	4,37,641	-	4,37,641
3	JNTUK Affiliation Fees	28,11,275	-	28,11,275
	Total...	33,11,752	-	33,11,752

11. Employee Benefit Expenses

Sl.No	Particulars	ASIST Rs.	ASEI Trust Rs.	FY 2021-22 Total Rs.
1	Salaries:			
	Teaching Staff Salaries	7,65,79,909	-	7,65,79,909
	Non -Teaching Staff Salaries	2,66,38,537	-	2,66,38,537
	Total...	10,32,18,446	-	10,32,18,446

12. Administrative Expenses and Other Expenses

Sl.No	Particulars	ASIST Rs.	ASEI Trust Rs.	FY 2021-22 Total Rs.
1	Repair & Maintenance			
	a) Computer Maintenance	1,60,048	-	1,60,048
	b) Electrical Maintenance	10,03,128	-	10,03,128
	c) Garden Maintenance	30,150	-	30,150
	d) Generator Maintenance	4,54,358	-	4,54,358
	e) Lab Maintenance	3,02,158	-	3,02,158
	f) Repairs & Maintenance - Buildings	11,64,286	-	11,64,286
	g) Repairs & Maintenance-Furniture	1,69,895	-	1,69,895
	h) Cleaning Maintenance	74,678	-	74,678
	i) Computer Spares and Accessories	3,96,056	-	3,96,056
	Total of Repairs & Maintenance(1)	37,54,757	-	37,54,757

For Amrita Sai Educational Improvement Trust

For Amrita Sai Educational Improvement Trust

Chairman.

Secretary & Correspondent

Sl.No	Particulars	ASIST Rs.	ASEI Trust Rs.	4,54,358
2	Vehicle Maintenance			
	a) Vehicles Diesel Oil	20,89,723	-	20,89,723
	b) Vehicles Insurance	95,676	-	95,676
	c) Vehicles Repairs & Maintainance	6,44,587	-	6,44,587
	f) Vehicles Parking Charges	4,000	2,700	6,700
	g) Buses Diesel Oil	-	66,19,420	66,19,420
	h) Buses Insurance	6,58,501	13,99,432	20,57,933
	i) Buses Repairs & Maintainance	-	14,34,255	14,34,255
	j) Buses Road Tax	1,67,950	84,600	2,52,550
	k) Buses Toll Charges	2,72,803	3,38,015	6,10,818
	l) Buses Break Expenses	-	1,82,880	1,82,880
	J) Vehicle Maintanance	-	1,027	1,027
	k) Buses Renewal Permit	-	7,350	7,350
	Total of Vehicle Maintenance(2)	39,33,241	1,00,69,678	1,40,02,919
3	Exam Cell Account			
	Exam Cell Expenses	12,35,994	-	12,35,994
	Exam Cell Spot Valuation Account	2,61,627	-	2,61,627
	Exam Conducting Fees	18,99,090	-	18,99,090
	External Lab Remuneration	1,31,906	-	1,31,906
	JNTUK Exam Fee	4,84,442	-	4,84,442
	Staff remuneration-Exam cell	3,81,176	-	3,81,176
	Autonomus Spot Valuation Expenses	32,011	-	32,011
	Total of Exam Cell Expenses(3)	44,26,246	-	44,26,246

For Amrita Sai Educational Improvement Trust

For Amrita Sai Educational Improvement Trust



Chairman.




Secretary & Correspondent

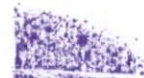

Sl.No	Particulars	ASIST Rs.	ASEI Trust Rs.	2,61,627
4	Other Administrative Expenses			
	Admin Charges - EPF	7,891	-	7,891
	Advertisement Charges	14,75,949	-	14,75,949
	AICTE FEES	2,08,234	-	2,08,234
	APSCHE BOARD	2,16,222	-	2,16,222
	Audit Fees	3,54,000	-	3,54,000
	Autonomous Expenses	2,50,553	-	2,50,553
	Bank Charges	4,630	22,163	26,793
	Building Insurance	40,000	-	40,000
	Campaigning Expenses	2,41,157	-	2,41,157
	Department Operational Expenses	5,25,600	-	5,25,600
	Donations	2,13,000	-	2,13,000
	Electricity Charges	12,50,816	-	12,50,816
	E.P.F Expenses	2,10,396	-	2,10,396
	Faculty Development Expenses	5,42,158	-	5,42,158
	Functions & Celebration Expenses	12,22,747	-	12,22,747
	General Expenses	56,798	7,200	63,998
	Guest Lecture Expenses	4,94,775	-	4,94,775
	Inspection Fee	70,000	-	70,000
	Interest on TDS Payments	3,399	-	3,399
	Internet Expenses	2,35,899	-	2,35,899
	Journals & Subscriptions	5,04,798	-	5,04,798
	Library Expenses	67,622	-	67,622
	Mineral Water Expenses	34,850	-	34,850
	Pooja Expenses	78,464	516	78,980
	Postage & Courier Charges	6,525	-	6,525
	Printing & Stationery Expenses	13,04,135	-	13,04,135

For Amrita Sai Educational Improvement Trust

For Amrita Sai Educational Improvement Trust



Chairman.

Secretary & Correspondent

Amrita Sai Educational Improvement Trust, Paritala

FY : 2021-22

Sl.No	Particulars	ASIST Rs.	ASEI Trust Rs.	70,000
	Promotion Expenses	3,06,962	-	3,06,962
	R & D Expenses	2,71,868	-	2,71,868
	Refund of Fees	63,450	-	63,450
	Security Charges	9,14,195	-	9,14,195
	Seminars & Workshop Expenses	2,79,742	-	2,79,742
	Skill Development Training Expenses	2,19,920	-	2,19,920
	Sports Expenses	2,800	-	2,800
	Staff Welfare / Medical Aid	1,62,490	-	1,62,490
	Student Welfare	8,89,551	-	8,89,551
	Telephone Charges	1,38,772	-	1,38,772
	Training & Placement Expenses	6,37,908	-	6,37,908
	Travelling Expenses	2,98,221	6,390	3,04,611
	Round off	-20	-27	-47
	City Office Exp	5,35,637	-	5,35,637
	Covid Expenses	1,41,864	-	1,41,864
	GPRS Rent	3,533	-	3,533
	Penalty For Late Payment	80,890	13,066	93,956
	Property Tax	3,38,882	-	3,38,882
	Staff Insurance	2,01,863	-	2,01,863
	Meeting Expenses	3,16,809	-	3,16,809
	Buses Pollution	-	3,520	3,520
	Other Expenses	45,339	-	45,339
	General Insurance	88,267	-	88,267
	Professional Charges	49,300	-	49,300
	APPGECECET Spot Admission	21,047	-	21,047
	Total of Other Administrative Expenses ... (4)	1,56,29,906	52,828	1,56,82,734
	Total (1) + (2) + (3) + (4) . . .	2,77,44,150	1,01,22,506	3,78,66,656

For Amrita Sai Educational Improvement Trust

For Amrita Sai Educational Improvement Trust



Chairman.



Secretary & Correspondent

13. Finance Cost

Sl.No	Particulars	ASIST Rs.	ASEI Trust Rs.	FY 2021-22 Total Rs.
1	Interest on CBI OD 3073359600	-	17,22,967	17,22,967
2	Interest on CBI Term Loan - 1814	-	3,85,425	3,85,425
3	Loan Processing Charges	-	5,900	5,900
4	Interest on Unsecured Loan-K.Mrudhula	-	2,91,299	2,91,299
5	Interest on Unsecured Loan-M/s Jaya Sai Aqua	-	13,21,897	13,21,897
6	Penal Interest for late payment	-	53,645	53,645
7	Interest on Sundaram Finance Loan -164	-	1,27,589	1,27,589
	Total...	-	39,08,722	39,08,722

For AMRITA SAI EDUCATIONAL IMPROVEMENT TRUST



(Kudaravalli Ramesh Babu)

Chairman



(Kudaravalli Rama Mohana Rao)

Secretary

14. Closing Current Liabilities (Unpaid) as on 31-Mar-2022**14.1. Sundry Creditors**

Sl. No.	Particulars	ASIST		ASEI Trust		Total As on 31-Mar-2022	
		Rs.	Rs.	Rs.	Rs.	Rs.	Rs.
1	Ajay Shaik	-		6,390		6,390	
2	Sai Tyre Traders	-		13,000		13,000	
3	JBS Communication & Technologies	(4,08,939)		-		(4,08,939)	
4	M Srinivasarao Phynoel & Sopa Oil	3,300		-		3,300	
5	Jasper Industries Pvt Ltd	-		1,80,181		1,80,181	
6	N Satya Naryana	-		2,700		2,700	
7	Sattemmatali Trucks & Wheel Care	-		26,565		26,565	
8	Venkateswara Service Station	-		7,66,091		7,66,091	
9	Masters Security & Service Providers	68,275		-		68,275	
10	Ramesh Electrical & Mechinal Works	27,785		-		27,785	
11	Royal Pipe Agencies	3,300		-		3,300	
12	Rasool Wedding work	4,650		-		4,650	
13	Meghana Media Communications	1,62,571		-		1,62,571	
14	Moieen Computers	4,800		-		4,800	
15	Omkar Graphics Tenali	2,31,152		-		2,31,152	
16	Raja Redio Computer Shocking	2,900		-		2,900	
17	PVP Associates	1,000		-		1,000	
18	Sri Lakshmi Engineering Works	-		5,950		5,950	
19	Sri Rama Auto mobiles	-		9,835		9,835	
20	Sathwik Ads	74,163		-		74,163	
21	Roy Tyres A/c	1,23,400		-		1,23,400	
22	Encoh Advance	23,367		-		23,367	
23	G Ravindra Babu	3,200		-		3,200	
24	Baluguri Sambasiva Rao	28,290		-		28,290	
25	Beena Parthasarathy Pultcha	54,500		-		54,500	
26	Dileep Agencies	12,000		-		12,000	
27	Deluxe Scientific & Chemical Company	41,748		-		41,748	
28	Integrated Electronics	40,47,186		-		40,47,186	
29	Karthik Car Travels	3,516		-		3,516	
30	Lakshmi Deepthi Agencies	29,021		-		29,021	
31	Quality Hotel DV Manor	2,382		-		2,382	
32	Sri Vijayalakshmi Stone Crusher	6,000		-		6,000	
33	Vijayasri Jute Company	5,670		-		5,670	
34	Sri Laxmi Battery Works	1,38,600		-		1,38,600	
			46,93,836		10,10,712		57,04,548
	Total...		46,93,836		10,10,712		57,04,548

For Amrita Sai Educational Improvement Trust

For Amrita Sai Educational Improvement Trust

Chairman.

Secretary & Correspondent.

14.2. Other Current Liabilities

Sl. No.	Particulars	ASIST		ASEI Trust		Total As on 31-Mar-2022	
		Rs.	Rs.	Rs.	Rs.	Rs.	Rs.
1	Audit Fee Payable	6,00,250		-		6,00,250	
2	EPF Payable	36,634		-		36,634	
3	JNTUK Fee payable	93,98,338		-		93,98,338	
4	Professional Tax Payable	8,32,900		-		8,32,900	
5	Salaries Payable	1,30,98,604		-		1,30,98,604	
6	Transport Fee Payable	48,40,980		-		48,40,980	
7	TDS Payable		2,88,07,706		-		2,88,07,706
	TDS on Salaries - 192B	58,098		-		58,098	
	TDS on interest other than securities - 194A	-		1,57,712		1,57,712	
	TDS on Contracts -194C FY: 2021-22	12,654		-		12,654	
	TDS on Professional Charges - 194J	44,600		-		44,600	
			1,15,352		1,57,712		2,73,064
	Total...		2,89,23,058		1,57,712		2,90,80,770
Total Current Liabilities (14.1 + 14.2) ...			3,36,16,895		11,68,424		3,47,85,319

For AMRITA SAI EDUCATIONAL IMPROVEMENT TRUST


(Kudaravalli Ramesh Babu)
Chairman


(Kudaravalli Rama Mohana Rao)
Secretary

4. Fixed Assets

Sl. No.	Name of the Asset	Opening Balance as on 01-Apr-2021 Rs.	Additions		Deletions Rs.	Total Rs.	Rate of Depreciation	Depreciation Rs.	Closing Balance as on 31-Mar-2022 Rs.
			Upto 30-Sep-2021 Rs.	After 30-Sep-2021 Rs.					
1	Site - Block A - 0% Land	13,61,076	-	-	-	13,61,076	-	-	13,61,076
	Total... (1)	13,61,076	-	-	-	13,61,076		-	13,61,076
2	Buildings - Block B - 10% Buildings Work in Progress	3,67,87,355 -	- -	- -	- -	3,67,87,355 -	10% -	36,78,736 -	3,31,08,620 -
	Total... (2)	3,67,87,355	-	-	-	3,67,87,355		36,78,736	3,31,08,620
3	Furniture, Fixtures & Fittings - Block C - 10% Air Conditioner Class Room Boards Sports Items Benches Access Card Reader Furniture Tata Sky Dish Executive Chairs Wall Fans	5,69,078 1,40,836 2,74,062 4,49,625 11,066 19,91,461 543 53,705 22,616	- - - - - - - - -	- 42,240 - - - 7,07,520 - - -	- - - - - - - - -	5,69,078 1,83,076 2,74,062 4,49,625 11,066 26,98,981 543 53,705 22,616	10% 10% 10% 10% 10% 10% 10% 10% 10%	56,908 16,196 27,406 44,963 1,107 2,34,522 54 5,371 2,262	5,12,170 1,66,880 2,46,655 4,04,663 9,960 24,64,459 488 48,335 20,354
	Total... (3)	35,12,991	-	7,49,760	-	42,62,751		3,88,787	38,73,964

4. Fixed Assets

Sl. No.	Name of the Asset	Opening Balance as on 01-Apr-2021 Rs.	Additions		Deletions Rs.	Total Rs.	Rate of Depreciation	Depreciation Rs.	Closing Balance as on 31-Mar-2022 Rs.
			Upto 30-Sep-2021 Rs.	After 30-Sep-2021 Rs.					
4	Vehicles - Block D - 15%								
	A) Buses:								
	Bus- AP 07 X 0414 (Already Sold)	(35,600)	-	-	-	(35,600)	15%	(5,340)	(30,260)
	Bus- AP 24 U 3999 (Already Sold)	(33,328)	-	-	-	(33,328)	15%	(4,999)	(28,329)
	Bus- AP 24 W 4949 (Already Sold)	(79,761)	-	-	-	(79,761)	15%	(11,964)	(67,797)
	Bus - AP 16 TE 0235	5,98,134	-	-	-	5,98,134	15%	89,720	5,08,414
	Bus - AP 16 TE 0236	5,98,134	-	-	-	5,98,134	15%	89,720	5,08,414
	Bus - AP 16 TE 0237	5,98,134	-	-	-	5,98,134	15%	89,720	5,08,414
	Bus - AP 16 TE 0238	5,98,134	-	-	-	5,98,134	15%	89,720	5,08,414
	Bus - AP 16 TE 0245	5,98,134	-	-	-	5,98,134	15%	89,720	5,08,414
	Bus - AP 16 TE 0246	5,98,134	-	-	-	5,98,134	15%	89,720	5,08,414
	Bus - AP 16 TE 0247	5,98,134	-	-	-	5,98,134	15%	89,720	5,08,414
	Bus - AP 16 TE 0248	5,98,134	-	-	-	5,98,134	15%	89,720	5,08,414
	Bus - AP 16 TE 1386	5,16,568	-	-	-	5,16,568	15%	77,485	4,39,083
	Bus - AP 16 TE 1387	5,16,568	-	-	-	5,16,568	15%	77,485	4,39,083
	Bus - AP 16 TE 1389	5,16,568	-	-	-	5,16,568	15%	77,485	4,39,083
	Bus - AP 16 TE 1390	5,16,568	-	-	-	5,16,568	15%	77,485	4,39,083
	Bus - AP 16 TE 2386	7,00,805	-	-	-	7,00,805	15%	1,05,121	5,95,684
	Bus - AP 16 TE 2387	7,00,805	-	-	-	7,00,805	15%	1,05,121	5,95,684
	Bus - AP 16 TE 2390	7,00,805	-	-	-	7,00,805	15%	1,05,121	5,95,684
	Bus - AP 16 TE 2391	7,00,805	-	-	-	7,00,805	15%	1,05,121	5,95,684

4. Fixed Assets

Sl. No.	Name of the Asset	Opening Balance as on 01-Apr-2021 Rs.	Additions		Deletions Rs.	Total Rs.	Rate of Depreciation	Depreciation Rs.	Closing Balance as on 31-Mar-2022 Rs.
			Upto 30-Sep-2021 Rs.	After 30-Sep-2021 Rs.					
	Bus - AP 16 TE 2392	7,00,805	-	-	-	7,00,805	15%	1,05,121	5,95,684
	Bus - AP 16 TE 2393	7,00,805	-	-	-	7,00,805	15%	1,05,121	5,95,684
	Bus - AP 16 TE 4054	8,16,174	-	-	-	8,16,174	15%	1,22,426	6,93,748
	Bus - AP 16 TE 4058	8,16,174	-	-	-	8,16,174	15%	1,22,426	6,93,748
	Bus - AP 16 TE 4060	8,16,174	-	-	-	8,16,174	15%	1,22,426	6,93,748
	Bus - AP 16 TE 4097	8,16,174	-	-	-	8,16,174	15%	1,22,426	6,93,748
	Bus - AP 16 TE 5705	10,31,362	-	-	-	10,31,362	15%	1,54,704	8,76,658
	Bus - AP 16 TE 5706	10,31,362	-	-	-	10,31,362	15%	1,54,704	8,76,658
	Bus - AP 16 TE 5707	10,31,362	-	-	-	10,31,362	15%	1,54,704	8,76,658
	Bus - AP 16 TE 5708	10,31,362	-	-	-	10,31,362	15%	1,54,704	8,76,658
	Bus - AP 16 TE 5709	10,31,362	-	-	-	10,31,362	15%	1,54,704	8,76,658
	Bus - AP 16 TE 6161	10,71,250	-	-	-	10,71,250	15%	1,60,688	9,10,563
	Bus - AP 16 TE 6162	10,55,936	-	-	-	10,55,936	15%	1,58,390	8,97,545
	Bus - AP 16 TE 6163	10,55,936	-	-	-	10,55,936	15%	1,58,390	8,97,545
	Bus - AP 16 TE 6164	10,55,936	-	-	-	10,55,936	15%	1,58,390	8,97,545
	Total.... (A)	2,35,68,045	-	-	-	2,35,68,045		35,35,207	2,00,32,839
	B) Cars:								
	Vehicle-9660 (Already Sold)	(1,31,363)	-	-	-	(1,31,363)	15%	(19,704)	(1,11,658)
	Vehicle- No.1888 (Already Sold)	(2,27,213)	-	-	-	(2,27,213)	15%	(34,082)	(1,93,131)
	Vehicle-No-2748 (Already Sold)	(9,676)	-	-	-	(9,676)	15%	(1,451)	(8,225)
	Vehicle - Duster (Already Sold)	(58,519)	-	-	-	(58,519)	15%	(8,778)	(49,741)
	Verna - AP 16BU 5445 (Already Sold)	(1,31,318)	-	-	-	(1,31,318)	15%	(19,698)	(1,11,620)
	Vehicle - AP-16 BV7227 (Already Sold)	(2,18,243)	-	-	-	(2,18,243)	15%	(32,737)	(1,85,507)
	Vehicle - Maruti Ertiga	2,64,405	-	-	-	2,64,405	15%	39,661	2,24,744
	Innova - AP16 BV 0009	3,48,004	-	-	-	3,48,004	15%	52,201	2,95,804
	Innova Car - AP 16 CR 0019	6,54,128	-	-	-	6,54,128	15%	98,119	5,56,009
	Innova Car - AP 16 CR 5778	6,54,128	-	-	-	6,54,128	15%	98,119	5,56,009
	Innova Car - AP 16 DK 0019	7,93,403	-	-	-	7,93,403	15%	1,19,010	6,74,393
	Ford Ecosport - AP 16 DK 0909	3,99,334	-	-	-	3,99,334	15%	59,900	3,39,434
	Crysta Car - AP 16 DK 2368	10,91,510	-	-	-	10,91,510	15%	1,63,726	9,27,783
	Fortuner - AP 39 AD 0019	20,86,564	-	-	-	20,86,564	15%	3,12,985	17,73,579
	Total.... (B)	55,15,144	-	-	-	55,15,144		8,27,272	46,87,872


4. Fixed Assets

Sl. No.	Name of the Asset	Opening Balance as on 01-Apr-2021 Rs.	Additions		Deletions Rs.	Total Rs.	Rate of Depreciation	Depreciation Rs.	Closing Balance as on 31-Mar-2022 Rs.
			Upto 30-Sep-2021 Rs.	After 30-Sep-2021 Rs.					
	C) Others								
	Van - AP 16 TY 3099	1,41,431	-	-	-	1,41,431	15%	21,215	1,20,216
	Water Tanker	9,497	-	-	-	9,497	15%	1,425	8,072
	Total.... (C)	1,50,928	-	-	-	1,50,928		22,639	1,28,289
	Total... (4 = A+B+C)	2,92,34,117	-	-	-	2,92,34,117		43,85,118	2,48,48,999
5	Plant & Machinery - Block E - 15%								
	A) Lab Equipment								
	ECE Lab Equipment	5,76,385	-	-	-	5,76,385	15%	86,458	4,89,927
	EEE - Lab Equipment	4,72,947	-	-	-	4,72,947	15%	70,942	4,02,005
	Chemistry lab equipments	96,003	-	-	-	96,003	15%	14,400	81,603
	Physics lab equipments	21,548	-	-	-	21,548	15%	3,232	18,316
	Mechanical -Lab Equipment	12,90,997	-	-	-	12,90,997	15%	1,93,650	10,97,347
	Electronic & Lab Equipments	4,90,811	-	-	-	4,90,811	15%	73,622	4,17,189
	Lab Equipments	21,56,261	-	20,874	-	21,77,135	15%	3,25,005	18,52,130
	Gym Equipment	1,11,057	-	-	-	1,11,057	15%	16,659	94,398
	Fire safety equipment	6,81,739	-	-	-	6,81,739	15%	1,02,261	5,79,478
	B) Others								
	Biometric Machines	1,68,605	-	-	-	1,68,605	15%	25,291	1,43,314
	HT Capacitors	8,469	-	-	-	8,469	15%	1,270	7,199
	HP Motor	21,517	-	-	-	21,517	15%	3,228	18,290
	Cardless Phone	914	-	-	-	914	15%	137	776
	Cash Counting Machine	9,912	-	28,320	-	38,232	15%	3,611	34,621
	Finance Calculators	1,225	-	-	-	1,225	15%	184	1,041
	Hard Disc	30,839	-	-	-	30,839	15%	4,626	26,213
	Mobile Phones	29,409	-	-	-	29,409	15%	4,411	24,998
	Generator	64,396	-	-	-	64,396	15%	9,659	54,737
	Transformer HT	1,01,007	-	-	-	1,01,007	15%	15,151	85,856
	Xerox Machines	1,50,383	-	-	-	1,50,383	15%	22,558	1,27,826
	Electrical Equipment - 10%	4,32,530	-	-	-	4,32,530	10%	43,253	3,89,277
	Water Coolers	91,812	-	-	-	91,812	15%	13,772	78,040
	1000 LPH RO Plant	1,48,444	-	-	-	1,48,444	15%	22,267	1,26,177
	Total... (5)	71,57,209	-	49,194	-	72,06,403		10,55,644	61,50,759

4. Fixed Assets

Sl. No.	Name of the Asset	Opening Balance as on 01-Apr-2021 Rs.	Additions		Deletions Rs.	Total Rs.	Rate of Depreciation	Depreciation Rs.	Closing Balance as on 31-Mar-2022 Rs.
			Upto 30-Sep-2021 Rs.	After 30-Sep-2021 Rs.					
6	Computers & Devices - Block F - 40%								
	Computers	15,82,703	69,500	34,09,000	-	50,61,203	40%	13,42,681	37,18,522
	Printer	1,32,761	-	-	-	1,32,761	40%	53,104	79,657
	Batteries	1,22,709	-	1,36,801	-	2,59,510	40%	76,444	1,83,066
	Laptops	1,88,385	-	-	-	1,88,385	40%	75,354	1,13,031
	Projector	1,44,898	-	-	-	1,44,898	40%	57,959	86,939
	UPS	98,339	16,900	6,60,000	-	7,75,239	40%	1,78,095	5,97,143
	Scanner	19	-	-	-	19	40%	7	11
	Server Software	3,57,524	-	-	-	3,57,524	40%	1,43,010	2,14,515
	College Inverter	14	-	-	-	14	40%	6	9
	Internet Equipment	272	-	-	-	272	40%	109	163
	Intercom	376	-	-	-	376	40%	150	225
	A V Projector	265	-	-	-	265	40%	106	159
	Nikon B-700 Digital Camera	1,946	-	-	-	1,946	40%	778	1,168
	Camera	206	-	-	-	206	40%	82	123
	CC Cameras	2,87,721	-	-	-	2,87,721	40%	1,15,088	1,72,633
	Tally Software	24,948	-	-	-	24,948	40%	9,979	14,969
	UPS-860VA (Microtech)	6,660	-	-	-	6,660	40%	2,664	3,996
	UPS-10KVA online sys with batteries	95,493	-	-	-	95,493	40%	38,197	57,296
	LED TV	17,768	-	-	-	17,768	40%	7,107	10,661
	Computer accessories	5,41,692	-	-	-	5,41,692	40%	2,16,677	3,25,015
	Total... (6)	36,04,700	86,400	42,05,801	-	78,96,901		23,17,600	55,79,301
7	Library - Block - G - 40%								
	Library Books	63,844	-	-	-	63,844	40%	25,538	38,306
	Total... (7)	63,844	-	-	-	63,844		25,538	38,306
	Total... (1+2+3+4+5+6+7)	8,17,21,293	86,400	50,04,755	-	8,68,12,448		1,18,51,422	7,49,61,025

For AMRITA SAI EDUCATIONAL IMPROVEMENT TRUST


 (Kudaravalli Ramesh Babu)
 Chairman


 (Kudaravalli Rama Mohana Rao)
 Secretary