



# AMRITA SAI INSTITUTE OF SCIENCE & TECHNOLOGY

*Accredited by NAAC with "A" grade*



**Autonomous Institution**

## **Amrita Sai Institute of Science & Technology**

*Approved by AICTE, New Delhi; Permanently Affiliated to JNTUK, Kakinada*

*ISO 9001:2015 Certified Institution; Accredited by NAAC with "A" grade*

*Recognized by UGC under 2(f) and 12(B) of UGC 1956 Act*

**Amrita Sai Nagar, Paritala, Krishna District Andhrapradesh – 521 180**

[www.amritasai.org.in](http://www.amritasai.org.in), 0866-2428399

# CRITERIA 4

“Infrastructure and Learning Resources”

## **4.4 Maintenance of Campus Infrastructure**

**4.4.1 Percentage of expenditure incurred on maintenance of infrastructure (physical and academic support facilities) excluding salary component during the last five years**

4.4.1 Percentage Of Expenditure, Excluding Salary For Incurred on Maintenance of Physical Facilities and Academic support facilities (INR)

Year	Budget allocated for infrastructure augmentation (INR)	Expenditure for infrastructure augmentation (INR)	Total Expenditure excluding salary (INR)	Expenditure on Maintenance of Academic and Physical facilities (excluding salary for human resources) INR
<b>2022-23</b>	19897284	18088440	72258508	50056338
<b>2021-22</b>	26296603.3	23906003	61943312	36154229
<b>2020-21</b>	19708716.5	17917015	42001740	23547617
<b>2019-20</b>	30955856.8	28141688	79387968	48940280
<b>2018-19</b>	19897284	18088440	72258508	50056338

**Expenditure for Incurred on Maintenance of Physical Facilities and Academic support facilities (INR )**

Year	2022-23	2021-22	2020-21	2019-20	2018-19
<b>Expenditure for infrastructure augmentation (INR in Lakhs)</b>	50056338	48940280	23547617	36154229	50056338

**Formula:**

$$\text{Percentage} = \frac{\text{Total Expenditure for Incurred on Maintenance of Physical Facilities and Academic support facilities excluding salary}}{\text{Total Expenditure excluding salary}} \times 100$$

4.4.1 Percentage Of Expenditure, Excluding Salary For Incurred on Maintenance of Physical Facilities and Academic support facilities

$$\text{Percentage \%} = \frac{208168879}{349863977} \times 100 = 59.499 \%$$

4.4.1 Percentage Of Expenditure, Excluding Salary For Incurred on Maintenance of Physical Facilities and Academic support facilities (INR)

Year	Budget allocated for infrastructure augmentation (INR)	Expenditure for infrastructure augmentation (INR)	Total Expenditure excluding salary (INR)	Expenditure on Maintenance of Academic and Physical facilities (excluding salary for human resources) INR
2022-23	19897284	18088440	72258508	50056338
2021-22	26296603.3	23906003	61943312	36154229
2020-21	19708716.5	17917015	42001740	23547617
2019-20	30955856.8	28141688	79387968	48940280
2018-19	19897284	18088440	72258508	50056338

Expenditure for Incurred on Maintenance of Physical Facilities and Academic support facilities (INR )

Year	2022-23	2021-22	2020-21	2019-20	2018-19
Expenditure for infrastructure augmentation (INR in Lakhs)	50056338	48940280	23547617	36154229	50056338

Formula:

$$\text{Percentage} = \frac{\text{Total Expenditure for Incurred on Maintenance of Physical Facilities and Academic support facilities excluding salary}}{\text{Total Expenditure excluding salary}} \times 100$$

4.4.1 Percentage Of Expenditure, Excluding Salary For Incurred on Maintenance of Physical Facilities and Academic support facilities

$$\text{Percentage \%} = \frac{208168879}{349863977} \times 100 = 59.499 \%$$



**PRINCIPAL**  
PRINCIPAL

Amrita Sai Institute of Science and Technology  
Amrita Sai Nagar, Paritala  
Krishna Dist 521 180

**4.4.1 Percentage of Expenditure  
Incurred on Maintenance of Physical  
Facilities and academic Support  
Facilities Excluding Salary component  
Year 2022-2023**


4.1.2 Percentage of expenditure excluding salary for infrastructure development and augmentation year wise during the last five years


4.2.2 Percentage of expenditure for purchase of books/ e-books and subscription to journals/e-journals year wise during the last five years

4.4.1 Percentage expenditure incurred on maintenance of physical facilities and academic support facilities excluding salary component, during the last five years

2022-2023

Head/Sub head of Expenditure	Item of expenditure	Expenditure for infrastructure development and augmentation (in INR)	Expenditure on purchase of books/ebooks and subscription to journals/e-journals (in INR)	Expenditure on maintenace of physical facilities and academic support facilities (in INR)	expenditure on Salary component/ wages (in INR)	Other expenditures (in INR)
Affiliation fee	Affiliation fee	0	0	7411004	0	0
Employees Benefits	Employees Benefits	0	0	0	98225130	0
Administrative Exp...		1402954	0	21830408	0	0
Academic Expenses	Academic Expenses	0	0	3548050	0	0
Other Administrative Exp...	Other Administrative Exp...	0	3580058	17266876	0	0
Finace Cost	Finace Cost	3477007	0	0	0	0
Depreciation	Depreciation	10807121	0	0	0	0
fixed assets	furniture	1217455				
	machinery	87755				
	computer spares and accessories	1096148				
	books	0	533672			

  
IQAC CO-ORDINATOR

  
PRINCIPAL  
PRINCIPAL  
Amrita Sai Institute of Science and Techno...  
Amrita Sai Nagar, Paritala  
Krishna Dist 521 180



22-23

# Acknowledgement Receipt of Income Tax Forms (Other Than Income Tax Return)



e-Filing Anywhere Anytime  
Income Tax Department, Government of India

e-Filing Acknowledgement Number / Quarterly Statement Receipt Number

Date of e-filing

496421460311023

31-Oct-2023

Name	: AMRITASAI EDUCATIONAL IMPROVEMENT TRUST
PAN/TAN	: AABTA8734G
Address	: AMRITA SAI NAGAR, PARITALA, KRISHNA, KANCHIKACHERLA, Andhra Pradesh, INDIA, 521180
Form No.	: Form 10B (A.Y. 2023-24 onwards)
Form Description	: Audit report under clause (b) of the tenth proviso to clause (23C) of section 10 and sub-clause (ii) of clause (b) of sub-section (1) of section 12A of the Income-tax Act, 1961, in the case of a fund or trust or institution or any university or other educational institution or any hospital or other medical institution
Assessment Year	: 2023-24
Financial Year	: -
Month	: -
Quarter	: -
Filing Type	: Original
Capacity	: Chartered Accountant
Verified By	: 200613

(This is a computer generated Acknowledgement Receipt and needs no signature)

Sl No	Attachment Name	Size(bytes)	Hash value of Attachment
1	FORM10BInExPL.pdf	196137	98833701d4d5132774f5e4a3d2e7ad1ace01e7f759b19bd644062a7207a427c
2	FORM10BBS.pdf	194935	725e115314317055c8f3177a5c381d540e8383cea8b6d5b5543fd26ccc52e536



**FORM No. 10B**  
[See rule 16CC and 17B]

**Audit report under clause (b) of the tenth proviso to clause (23C) of section 10 and sub-clause (ii) of clause (b) of subsection (1) of section 12A of the Income-tax Act, 1961, in the case of a fund or trust or institution or any university or other educational institution or any hospital or other medical institution.**

We have examined the balance sheet of **AMRITA SAI EDUCATIONAL IMPROVEMENT TRUST** [name of the fund or trust or institution or any university or other educational institution or any hospital or other medical institution] as at **31-MAR-2023** and the Income and Expenditure account or Profit and Loss account for the year ended on that date are in agreement with the books of account maintained by the said fund or trust or institution or university or other educational institution or hospital or other medical institution.

We have obtained all the information and explanations to the best of our knowledge and belief which are necessary for the purposes of the audit.

In our opinion, proper books of account have been maintained at the registered office of the above named fund or trust or institution or university or other educational institution or hospital or other medical institution at the address mentioned at serial number 14 of the Annexure:

In our opinion and to the best of our information and according to explanations given to us, the particulars given in the Annexure are true and correct subject to following observations or qualifications

In our opinion and to the best of our information, and according to information given to us, the said accounts give a true and fair view

- (i) in the case of the balance sheet, of the state of affairs of the above named \* fund or trust or institution or university or other educational institution or hospital or other medical institution as on **31-MAR-2023** and
- (ii) in the case of the Income and Expenditure account or Profit and Loss account, of the income and application or profit or loss of its accounting year ending on **31-MAR-2023**

subject to the following observations/qualifications

The prescribed particulars are annexed hereto.



Place :Vijayawada  
Date : 31-Oct-2023  
UDIN : 23200613BGSQDI2812

For M N RAO & ASSOCIATES  
Chartered Accountants  
(Firm Regn No.: 0005386S)  
*T.S. Rama Mohana Rao*  
(T.S. RAMA MOHANA RAO)  
Partner  
Membership No: 200613


**ANNEXURE  
Statement of particulars**

Basic Details	1.	PAN of the auditee		AABTA8734G							
	2.	Name of the auditee		AMRITA SAI EDUCATIONAL IMPROVEMENT TRUST							
	3.	Assessment Year		2023-2024							
	4.	Previous Year		From 1-APR-2022 to 31-MAR-2023							
	5.	Registered Address of the auditee		C/O AMRITA SAI COLLEGE AMRITA SAI NAGAR , PARITALA Paritala, , Paritala, KRISHNA DISTRICT , ANDHRA PRADESH, 521180, INDIA							
	6.	Other addresses, if applicable		No							
Legal	7.	Type of the auditee		Trust							
	8.	Whether the auditee is established under an instrument?		Yes							
Registration Details	9.	Details of registration/provisional registration or approval/ provisional approval or notification of the auditee under the Income-tax Act (details of all the registration/provisional registration/approval/provisional approval/notification which are valid during the previous year should be provided, however where the auditee has got the registration/approval after provisional registration/approval the details of provisional registration/approval need not be provided)									
		Section under which registered/provisionally registered or approved/ provisionally approved /notified	Date of registration/provisional registration or approval/ provisionally approval/ notification(dd/mm/yyyy)	Registration/Approval/ Notification/ Unique Registration No. (URN), if available	Authority granting registration/provisional registration or approval/provisional approval or notification	Date from which registration/provisional registration/approval/provisional approval/notification is effective(dd/mm/yyyy)					
		(1)	(2)	(3)	(4)	(5)					
		Clause (a) of sub-section (1) of section 12AB of the Act	24-Sep-2021	AABTA8734GE20078	PCIT (E) / CIT (E)	01-Apr-2021					
Management	10.	10(a) Details of all the Author (s)/ Founder (s)/ Settlor (s)/ Trustee (s)/ Members of society/Members of the Governing Council/ Director (s)/ shareholders holding 5% or more of shareholding / Office Bearer (s) of the auditee at any time during the previous year									
		Name of person	Relation	Relation Other	Percentage of shareholding in case of shareholder	Unique Identificatio Number	Id Code	PAN Or Aadhar	Whether there is any change in relation during previous year of audit Yes/No	If yes, specify the change	Address/Foreign Address
		(1)	(2)	(3)	(4)	(5)	(6)	(7)	(8)	(9)	(10)
		Sri Kudaravalli Ramesh Babu	Trustee			AGZPK501 8P	PAN	Yes	No		Flat No: E-4, Madhuri Mannor, East Point Colony, L B Colony S.O, Visakhapatnam (Urban), VISAKHAPATNAM, Andhra Pradesh, 530017 INDIA
		Sri Kudaravalli Rama Mohana Rao	Trustee			ACPPK491 6L	PAN	Yes	No		Flat No: 204, Lakshmi Enclave, Bose Road, Tenali H.O, Tenali, GUNTUR, Andhra Pradesh, 52201 INDIA



Sri Yenamadala Venkata Ramalah	Trustee			AANPY2580N	PAN	Yes	Yes	Retirement of Trustee	3rd Line, N.G.O's Colony, Narasaraopeta, Narasaraopet, H.O, Narasaraopet, GUNTUR, Andhra Pradesh, 522601 INDIA
Sri Kudaravalli Srinivasa Rao	Trustee			AGZPK6017C	PAN	Yes	No		Flat No. 802, Redcreek Apartments, Panduranga Puram, Andhra University S.O, Visakhapatnam (Urban), VISAKHAPATNAM, Andhra Pradesh, 530003 INDIA
Sri Koratala Eswar Chand	Trustee			AJSPK3468H	PAN	Yes	No		Flat No. 103, Sree Lakshmi Towers, Sree Lakshmi Towers, Gandhinagar S.O (Guntur), Tenali, GUNTUR, Andhra Pradesh, 522201 INDIA
Kudaravalli Sai Manoj	Trustee			AVGPK7478M	PAN	Yes	No		Door No 21-1-60, Jandyala Vari Veedhi, Sri Sai Residential School, Ramalingeswarapeta, Tenali, H.O, Tenali, GUNTUR, Andhra Pradesh, 522201 INDIA
Sri Kudaravalli Lakshmi Karthik	Trustee			AWAPK3781A	PAN	Yes	No		Door No 6-20-24/6, Lawsons Bay Colony, Lawsons Bay Colony, L B Colony S.O, Visakhapatnam (Urban), VISAKHAPATNAM, Andhra Pradesh, 530017 INDIA

10(b) In case if any of the persons [as mentioned in row 10(a)] is not an individual, then provide the following details of the natural persons who are beneficial owners (5% or more) of such person at any time during the previous year

Name	Unique Identification Number	ID code	PAN Or Aachar	Non-individual person [as mentioned in row no 10(a)] in which beneficial ownership held	Percentage of beneficial ownership	Whether there is any change during previous year of audit Yes/No	If yes, specify the change	Address/Foreign Address
								


	(1)	(2)	(3)	(4)	(5)	(6)	(7)	(8)	(9)	
Objects	11.	Objects of the auditee							No	
		Religious							Yes	
		Relief of poor							Yes	
		Medical relief							No	
		Yoga							No	
		Preservation of environment (including watersheds, forests and wildlife)							No	
		Preservation of monuments or places or objects of artistic or historic interest							No	
		Advancement of any other objects of general public utility							Yes	
	12.	(i) Whether the auditee or trust or institution referred to in section 11 or 12, has adopted or undertaken modification of the objects which do not conform to the conditions of registration?							No	
		(ii) If yes, please furnish following information:-								
		(A) date of such modification/ adoption (DD/MM/YYYY)								
		(B) Whether an application for registration has been made in the prescribed form and manner within the stipulated period of thirty days from the date of said adoption or modification, as per sub-clause (v) of clause (ac) of sub-section (1) of section 12A.							No	
		(C) If yes provide the following details regarding application for registration under sub-clause (v) of clause (ac) of sub-section (1) of section 12A								
		S.No	Date of Application	Status of registration in pursuance of application			Date of Registration or cancellation based on such application	URN of such registration		
		1								
Commencement of activities	13.	(i) Where the auditee has been granted provisional registration or provisional approval, whether activities have commenced during the previous year							No	
		(ii) If yes in 13 (i), date of commencement of activities								
		(iii) If the answer to 13(i) is yes, whether application for registration under section sub-clause (iii) of clause (ac) of sub-section (1) of section 12A or application for approval under clause (iii) of the first proviso to clause (23C) of section 10 has been filed?								
		(iv) If yes in 13(iii) above, provide the following details regarding application for registration under section sub-clause (iii) of clause (ac) of sub section (1) of section 12A or application for approval under clause (iii) of the first proviso to clause (23C) of section 10								
		S.No	Date of Application	Status of registration in pursuance of application			Date of Registration or cancellation based on such application	URN of such registration		
		1								
Details of Place where books of accounts and other documents have been maintained	14.	(i) Whether the books of account and other documents have been kept and maintained in the form and manner and at such place as prescribed under rule 17AA by the auditee							Yes	
		(ii) Provide the following details of the books of account and other documents								
		S.No.	Nature of Books of Account	Whether maintained by the auditee (Yes/No)	Whether maintained in a computer system (Yes/No)	Whether maintained at registered office (Yes/No)	If maintained at any place other than the registered place		Whether the books of account have been audited (Yes/No)	
							Address of such Place	Date of decision by management to keep account at such place	Date of intimation to Assessing Officer that books of accounts are kept at such place under proviso to subrule (3) of rule 17AA	
		(1)	(2)	(3)	(4)	(5)	(6)	(7)	(8)	(9)
	1	Cash book	Yes	Yes	Yes				Yes	
	2	Ledger	Yes	Yes	Yes				Yes	
	3	Journal	Yes	Yes	Yes				Yes	




	4	Original bills wherever issued to the person and receipts in respect of payments made by the person	Yes	Yes	Yes			Yes
	5	Any other book that may be required to be maintained in order to give a true and fair view of the state of the affairs of the person and explain the transactions effected	Yes	Yes	Yes			Yes
	6	Record of all the projects and institutions run by the person containing details of their name, address and objectives	Yes	Yes	Yes			Yes
	7	Record of application of income etc. out of income during the previous year as per rule 17AA(1)(d)(iii)	Yes	Yes	Yes			Yes
	8	Record of application of income out of the income of any previous year preceding the current previous year as per rule 17AA(1)(d)(iv)	Yes	Yes	Yes			Yes
	9	Record of loan and borrowings as per rule 17AA(1)(d)(vii)	Yes	Yes	Yes			Yes
	10	Record of properties as per rule 17AA(1)(d)(viii);	Yes	Yes	Yes			Yes
	11	Any other documents containing any other relevant information as per rule 17AA(1)(d)(x).	Yes	Yes	Yes			Yes
Advancement of General Public Utility	15.	Where, in any of the projects/institutions run by auditee, one of the charitable purposes is advancement of any other object of general public utility then,-?						
	(A)	Whether any activity is being carried on by the auditee which is in the nature of trade, commerce or business referred to in proviso to clause (15) of section 2?	No					
	(B)	If yes, then percentage of receipt from such activity vis-?-vis total receipts						
	(C)	Whether such activity in the nature of trade, commerce or business is undertaken in the course of actual carrying out of such advancement of any other object of general public utility	No					
	(D)	Whether there is any activity of rendering any service in relation to any trade, commerce or business for any consideration as referred to in proviso to clause (15) of section 2?	No					
	(E)	If yes, then percentage of receipt from such activity vis-?-vis total receipts						
	(F)	Whether such activity of rendering service is undertaken in the course of actual carrying out of such advancement of any other object of general public utility	No					
Business	16.	If ?A? or ?D? in 15 is Yes, the aggregate annual receipts from such activities in respect of that project/institution						
	S.No.	Name of Project/ Institution						Amount of aggregate annual receipts from activities referred in 15A and 15D (In Rs.)
	Total							
Business	17.	(i)	Whether the auditee has any business undertaking as referred to in sub-section (4) of section 11				No	
	(ii)	If yes, then provide the following details of the business undertaking						



		Nature of Business Undertaking	Sector	Sub Sector	Business Code	Whether separate books of account have been maintained for the business undertaking	Income from the business undertaking for the previous year which is not to be included in the total income of the auditee as per sub-section (4) of section 11	Income from the business undertaking for the previous year which is to be included in the total income of the auditee as per sub-section (4) of section 11				
						No						
Business Incidental to Objects	18.	(i) Whether the auditee has any income being profits and gains from any business as referred in seventh proviso to Clause (23C) of section 10 or sub-section (4A) of section 11, as the case may be					No					
		(ii) If yes, then provide the following details of such business:										
		(a)	Nature of Business									
		(b)	Sector									
			Sub Sector									
			Business Code									
		(c)	Whether separate books of account have been maintained for the business					No				
		(d)	Whether the business is incidental to the attainment of the objects of the auditee					No				
		(e)	Profits and gains from the business during the previous year									
TDS on receipts	19 Details of the receipts of the auditee on which tax has been deducted at source referred to in sections 194C or 194J or 194H or 194Q :											
	Name of the deductor	TAN of deductor	Amount on which tax has been deducted at source (In Rs.)	Amount of tax deducted at source	Section under which tax has been deducted at source	Trade, commerce or business (Rs.)	Activity of rendering any service in relation to any trade, commerce or business (Rs.)	Others (specify the nature) (Rs.)	Nature	Income/receipt in column 7 or 8 which is from business incidental to the attainment of the objects of the auditee. (In Rs.)	Whether separate books of account have been maintained for activities income/receipt which is mentioned in column 10 (Yes/No)	
	(1)	(2)	(3)	(4)	(5)	(6)	(7)	(8)	(9)	(10)	(11)	
	BAJAJ ALLIANCE GENERAL INSURANCE COMPANY LIMITED	PNEB02239G	590440	11809	194C	0	0	590440	Rebate / concession given by the insurance company for the year on insurances taken for College Busses. On this rebate, TDS has been deducted u/s 194C by the Insurance company.	590440	Yes	
	20. Whether the provisions of twenty second proviso to clause (23C) of section 10 or sub-section (10) of section 13 are applicable										No	
	Voluntary	21. Whether auditee has filed Form No. 10BD for the previous year < If No then skip to row 23 >										
		22. Total Sum of donations reported in Form No. 10BD furnished by the auditee for the previous year										0
		23. Donations not reported in Form No 10BD /Not required to fill Form No. 10BD										



	(i)	Donations received by fund or trust or institution of the auditee which is approved under clause (b) of sub-section (2) of section 80G			0
	(ii)	Donations received by fund or trust or institution of the auditee which qualifies for deduction under section 80G (other than those donations qualifying under clause (b) of sub-section (2) of section 80G or sub-clause (iv) of clause (a) of sub-section (2) of section 80G)			0
	(iii)	Donations received by fund or trust or institution of the auditee approved under sub-clause (iv) of clause (a) of sub-section (2) of section 80G and which are not eligible under sub-section (5) of section 80G	(a)	Cash donations exceeding Rs. 2000	0
		Donations received by fund or trust or institution of the auditee approved under sub-clause (iv) of clause (a) of sub-section (2) of section 80G and which are not eligible under sub-section (5) of section 80G	(b)	Donations received from other charitable trusts and institution or from any fund or institution or trust or any university or other educational institutions or any hospital or other medical institution not eligible for deduction	0
		Donations received by fund or trust or institution of the auditee approved under sub-clause (iv) of clause (a) of sub-section (2) of section 80G and which are not eligible under sub-section (5) of section 80G	(c)		0
		Donations received by fund or trust or institution of the auditee approved under sub-clause (iv) of clause (a) of sub-section (2) of section 80G and which are not eligible under sub-section (5) of section 80G	(d)	Total (a)+(b)+(c)	0
	(iv)	Donations which could not be reported in Form No 10BD due to non-availability of identification of donor as required under Form No 10BD			0
	(v)	Donations received in kind			0
	(vi)	Anonymous Donations referred to in section 115BBC			
	(a)	Amount of anonymous donation not taxable under section 115BBC on account of applicability of clause (i) of sub-section (1) of section 115BBC			0
	(b)	Amount of anonymous donation not taxable under section 115BBC on account of applicability of clause (a) of sub-section (2) of section 115BBC			0
	(c)	Amount of anonymous donation not taxable under section 115BBC on account of applicability of clause (b) of sub-section (2) of section 115BBC			0
	(d)	Other anonymous donations taxable @ 30 % under section 115BBC			0
	(e)	Total (a+b+c+d)			0
	(vii)	Any other voluntary contribution not part of Form No. 10BD & Please specify the nature &gt;			0
	(viii)	Total donation not reported in Form No 10BD: [23(i)+23(ii)+23(iii)(d)+23(iv)+23(v)+23(vi)(e)+23(vii)]			0
	24.	Total voluntary contributions received by the auditee during the previous year [22+23(viii)]			0
	25.	Total foreign contribution out of the total voluntary contributions stated in 24			0
	26.	Voluntary Contribution forming part of corpus (which are included in 24)			
	(A)	Corpus representing donations received for the renovation or repair of places notified under clause (b) of sub-section (2) of section 80G eligible for exemption under Explanation 1A to the third proviso to clause (23C) of section 10 or Explanation 3A to sub-section (1) of section 11			0
	(B)	Corpus donations as referred to in clause (d) of sub-section (1) of section 11 or Explanation 1 to the third proviso to section 10 (23C) eligible for exemption and invested in modes specified under sub-section (5) of section 11			0
	27.	Voluntary Contributions required to be applied by the auditee during the previous year [24-[23(vi)(d)+26A+ 26B]]			0
Income to be applied	28.	Income other than voluntary contributions derived from property held under trust referred to in section 11 or income of fund or institution or trust or any university or other educational institution or any hospital or other medical institution (other than the contribution reported in serial number 24)			179704447
	29.	Income applied outside India which is eligible under clause (c) of sub-section (1) of section 11			0
	30.	Income required to be applied in India by the auditee during the previous year [27+28-29]			179704447
Application of Income	31.	Application of Income (excluding application not eligible and reported under serial number 37)			
	(i)	Total amount applied for charitable or religious purposes in India during the previous year	+Electronic( In Rs)	Other than Electronic( In Rs )	Total Amount in Rs.
	(a)	Contribution or donation to any other person during the previous year	0	0	0
	(b)	Object wise application other than the application provided in (a)			
	(I)	Religious	0	0	0
(II)	Relief of poor	0	0	0	





(III)	Education	167391117	1253637	168644754
(IV)	Medical relief	0	0	0
(V)	Yoga	0	0	0
(VI)	Preservation of environment (including watersheds, forests and wildlife)	0	0	0
(VII)	Preservation of monuments or places or objects of artistic or historic interest	0	0	0
(VIII)	Advancement of any other objects of general public utility	0	0	0
(IX)	Application which cannot be specifically categorised under to	0	0	0
(X)	Total	167391117	1253637	168644754
(c)	Total application [(a) + (b)(X)]	167391117	1253637	168644754

(ii) Details of application out of (i) (a) and (i) (b) resulting in payment in excess of Rs. 50 lakh during the previous year to any person

S.No	Name of person to whom amount paid or credited	PAN of such person	Amount of application (Rs)	Mode of application			TDS		
				+Electronic modes(Rs.)	Other than Electronic modes(Rs.)	Total	Whether any TDS has been deducted Yes/NO	Section under which TDS has been deducted	
(iii)	Amount which was not actually paid during the previous year [if included in (i)(c)]								20720002
(iv)	Amount actually paid during the previous year which accrued during any earlier previous year but not claimed as application of income in earlier previous year								9200671
(v)	Total amount to be allowed as application [31(i)(c)- 31(ii) +31(iv)]								157125423
(vi)	Bifurcation of application in 31(v) into Revenue or Capital								157125423
	(a)	Revenue							157125423
	(b)	Capital							0
(vii)	Amount invested or deposited back in corpus which was applied during any preceding previous year and not claimed as application during that previous year								0
(viii)	Repayment of loan or borrowing during the previous year which was earlier applied and not claimed as application during that previous year during that previous year.								0
<b>Amount to be disallowed from application</b>									
(x)	Amount disallowable under thirteenth proviso to clause (23C) of section 10 or Explanation 3 to sub-section (1) of section 11 read with sub-clause (ia) of clause (a) of section 40								0
(x)	Amount disallowable under thirteenth proviso to section 10(23C) or Explanation 3 to sub-section (1) of section 11 read with sub-section (3) or (3A) of section 40A								0
(xi)	Donation to any fund or institution or trust or any university or other educational institution or any hospital or other medical institution referred to in sub-clauses (iv), (v), (vi) or (via) of clause (23C) of section 10 of the Act or any trust or institution referred to in sections 11 or 12 of the Act towards Corpus								0
(xii)	Donation to Any fund or institution or trust or any university or other educational institution or any hospital or other medical institution referred to in sub-clauses (iv), (v), (vi) or (via) of clause (23C) of section 10 of the Act or any trust or institution referred to in sections 11 or 12 of the Act not having same objects								0
(xiii)	Donation to any person other than any fund or institution or trust or any university or other educational institution or any hospital or other medical institution referred to in sub-clauses (iv), (v), (vi) or (via) of clause (23C) of section 10 of the Act or any trust or institution referred to in sections 11 or 12 of the Act								0
(xiv)	Application outside India for which approval under proviso to clause (c) of sub-section (1) of section 11 has not been obtained								0
(xv)	Application outside India for which approval under proviso to clause (c) of sub-section (1) of section 11 has been obtained								0
(xvi)	Applied for any purpose beyond the objects of the auditee								0
(xvii)	Any other disallowance								0
(xviii)	Total allowable application [ √{31(v)+31(vii)+31(viii)} ? √{31(ix) to 31(xvii)} ]								157125423
(xix)	Amount deemed to have been applied during the previous year under clause (2) of Explanation 1 to sub-section (1) of section 11								0
(xx)	Income accumulated as per the provisions of Explanation 3 to the third proviso to clause (23C) of section 10 or sub-section (2) of section 11								0
(xxi)	Income accumulated or set apart for application to charitable or religious purposes or stated objects of trust or institution to the extent it does not exceed 15 % of the income								22579024

32. Taxable Income [30- √{31(xviii) to 31(xxi)}]


33. Income taxable under section 115BB1

(a)	Whether the auditee has any deemed income referred to in sub-section (1B) of section 11 which is chargeable to tax @ 30 % under section 115BB1 and the amount of such deemed income?	No	
(b)	Whether the auditee has any deemed income referred to in Explanation 4 to third proviso to clause (23C) of section 10 or sub-section (3) of section 11 which is chargeable to tax @ 30 % under section 115BB1 and the amount of such deemed income?	No	
(i)	Whether income accumulated is applied for the purposes other than charitable or religious purposes or ceases to be accumulated or set apart for application thereto	No	
(ii)	Whether such income accumulated ceases to remain invested or deposited in any of the forms or modes specified in sub-section (5) of section 11	No	
(iii)	Whether such income accumulated is not utilised for the purpose for which it is so accumulated or set apart during the period referred to in clause (a) of Explanation 3 to third proviso to clause (23C) of section 10 or clause (a) of sub-section (2) of section 11	No	

section 115BB1



	(iv)	Whether such income accumulated is credited or paid to any trust or institution registered under section 12AA or section 12AB or to any fund or institution or trust or any university or other educational institution or any hospital or other medical institution referred to in sub-clause (iv) or sub-clause (v) or sub-clause (vi) or sub-clause (via) of clause (23C) of section 10		No						
	(c)	(i)	Whether the auditee has any income which is income not to be excluded from the total income under twenty first proviso to clause (23C) of section 10 or clause (c) of sub-section (1) of section 13 which is chargeable to tax @ 30 % under section 115BBI and the amount of such income	No						
		(ii)	Whether the auditee has any income which is not to be excluded from the total income under clause (b) of third proviso to clause (23C) of section 10 or clause (d) of sub-section (1) of section 13 which is chargeable to tax @ 30 % under section 115BBI and the amount of such income	No						
	(d)	Whether the auditee has any income accumulated or set apart in excess of fifteen per cent of the income where such accumulation is not allowed under any specific provision of the Act and which is chargeable to tax @ 30 % under section 115BBI and the amount of such income ?		No						
	(e)	Whether the auditee has made any application out of India which is not excluded from total income under clause (c) of sub-section (1) of section 11		No						
	34.	Anonymous donation which is chargeable to tax @ 30 % under section 115BBC			0					
Other Income	35.	Other Income								
	(a)	Whether the auditee has any income chargeable under section 12(2) and the amount of such income.		No						
	(b)	Income as per Explanation 3B to sub-section (1) of section 11 in case of violation of clause (a) or (b) or (c) or (d) of Explanation 3A to sub-section (1) of section 11 read with clause (b) of sub-section (2) of section 80G			0					
	(c)	Income as per Explanation 1B to the third proviso to clause (23C) of section 10 in case of violation of clauses (a) or (b) or (c) or (d) of Explanation 1A to the third proviso to clause (23C) of section 10 read with clause (b) of sub-section (2) of section 80G			0					
	(d)	Income chargeable under sub-section (4) of section 11			0					
Capital Asset	36.	Details of capital asset transferred under sub-section (1A) of section 11								
	(1)	Whether a capital asset being property held under trust wholly for charitable or religious purpose is transferred and the net consideration for which it is transferred?		Yes	2400000					
	(2)	Whether deemed application is claimed as per clause (a) of sub-section (1A) of section 11 and the amount of such deemed application?		No						
	(3)	Whether a capital asset being property held under trust in part only for charitable or religious purpose is transferred and the net consideration for which it is transferred?		No						
	(4)	Whether deemed application is claimed as per clause (b) of sub-section (1A) of section 11 and the amount of such deemed application?		No						
Application of income out of different sources	37.	Application of income out of the following sources during the previous year		==Electronic (In Rs)	Other than Electronic (In Rs.)	Amount in Rs.				
	(A)	Income accumulated under third proviso to clause (23C) of section 10 or under sub-section (2) of section 11 during any earlier previous year		0	0	0				
	(B)	Income deemed to be applied in any preceding year under clause (2) of Explanation 1 to sub-section (1) of section 11 during any earlier previous year		0	0	0				
	(C)	Income of earlier previous years up to 15% accumulated or set apart		0	0	0				
	(D)	Corpus		0	0	0				
	(E)	Borrowed fund		0	0	0				
	(F)	Any other		0	0	0				
13(10) and 22nd proviso to section 10(23C)	38.	Details of application resulting in payment or credit in excess of Rs. 50 lakh during previous year to a single person out of 37								
	S.no	Name of person to whom amount paid or credited	PAN	Amount of application (Rs)	Mode of Application			TDS		
					==Electronic modes(Rs.)	Other than Electronic modes(Rs.)	Total	Whether any TDS has been deducted Yes/NO	Section under which TDS has been deducted	Amount of TDS
13(10) and 22nd proviso to section 10(23C)	39.	(i)	Whether provisions of twenty second proviso to clause (23C) of section 10 or sub-section (10) of section 13 are applicable?							
	(ii)	If yes in (i) specify the reason why the provisions of twenty second proviso to clause (23C) of section 10 or sub-section (10) of section 13 are applicable?								
	(a)	Provision of proviso to clause (15) of section 2 is applicable								
	(b)	condition specified in clause (a) of tenth proviso to clause (23C) of section 10 or sub-clause (i) of clause (b) of sub-section (1) of section 12A have been violated								
	(c)	condition specified in clause (b) of tenth proviso to clause (23C) of section 10 or sub-clause (ii) of clause (b) of sub-section (1) of section 12A have been violated								
	(d)	condition specified in twentieth proviso to clause (23C) of section 10 or sub-clause (ii) of clause (ba) of sub-section (1) of section 12A have been violated								
	(iii)	If yes in (i), please provide computation of income chargeable under twenty second proviso to clause (23C) of section 10 or sub-section (10) of section 13								
(a)	Income for the previous year									
(b)	Total Expenditure incurred in India, for the objects of the auditee.									
(c)	Expenditure to be disallowed									



	(i)	Expenditure from the corpus standing to the credit of the trust or institution as on the end of the financial year immediately preceding the previous year relevant to the assessment year for which income is being computed	0			
	(ii)	Expenditure from any loan or borrowing	0			
	(iii)	Depreciation in respect of an asset, acquisition of which has been claimed as application of income, in the same or any other previous year, and	0			
	(iv)	Expenditure in the form of contribution or donation to any person.	0			
	(v)	Capital expenditure	0			
	(vi)	Amount disallowable under Explanation to sub-section (10) of section 13 or Explanation to twenty second proviso to clause (23C) of section 10 read with sub-clause (a) of clause (a) of section 40	0			
	(vii)	Amount disallowable under Explanation to sub-section (10) of section 13 or Explanation to twenty second proviso to clause (23C) of section 10 read with sub-sections 3 or 3A of section 40A	0			
	(viii)	Any other disallowance	0			
	(ix)	Total expenditure to be disallowed (i)+(ii)+(iii)+(iv)+(v)+(vi)+(vii)+(viii)	0			
	(d)	Income chargeable to tax under twenty-second proviso to clause (23C) of section 10 or sub-section (10) of section 13 [ a ? b+c(x)]	0			
Expenditure incurred for	40	In case auditee is approved under second proviso to sub-section (5) of section 80G, please provide the following details				
	(a)	Whether any amount of expenditure incurred during the previous year which is of a religious nature and the amount of such expenditure	No			
	(b)	Total income of auditee during the previous year	0			
	(c)	Percentage of expenditure which is of religious nature to the total income [ Amount in (a)/(b)]	0			
Person referred to in 13(3)	41	Details of specified person* as referred to in sub-section (3) of section 13				
		Code of Person referred to in sub-section (3) of section 13	Name of such person	PAN of such person	Aadhar number of such person, if allotted	If code 2 selected in column (1) specify the amount of contribution made to the auditee
		4-any trustee of the trust or manager (by whatever name called) of the institution	Sri Kudaravalli Ramesh Babu	AGZPK6018P		Flat No: E-4, Madhuri Mannor, East Point Colony, L B Colony S.O, Visakhapatnam (Urban), VISAKHAPATNA M, Andhra Pradesh, 530017 INDIA
		4-any trustee of the trust or manager (by whatever name called) of the institution	Sri Kudaravalli Rama Mohana Rao	ACPPK4916L		Flat No: 204, Lakshmi Enclave, Bose Road, Tenali H.O, Tenali, GUNTUR, Andhra Pradesh, 522201 INDIA
		4-any trustee of the trust or manager (by whatever name called) of the institution	Sri Yenamadala Venkata Ramaiah	AANPY2580N		3rd Line, N.G.O's Colony, Narasarao Peta, Narasaraopet H.O, Narasaraopet, GUNTUR, Andhra Pradesh, 522601 INDIA
		4-any trustee of the trust or manager (by whatever name called) of the institution	Sri Kudaravalli Srinivasa Rao	AGZPK6017C		Flat No.602, Redcreek Apartments, Panduranga Puram, Andhra University S.O, Visakhapatnam (Urban), VISAKHAPATNA M, Andhra Pradesh, 530003 INDIA
		4-any trustee of the trust or manager (by whatever name called) of the institution	Sri Koratala Eswar Chand	AJSPK3466H		Flat No. 103, Sree Lakshmi Towers, Sree Lakshmi Towers, Gandhinagar S.O (Guntur), Tenali, GUNTUR, Andhra Pradesh, 522201 INDIA
		4-any trustee of the trust or manager (by whatever name called) of the institution	Kudaravalli Sai Manoj	AVGPK7478M		Door No 21-1-60, Jandyala Vari Veedhi, Sri Sai Residential School, Ramalingeswarapeta, Tenali H.O, Tenali, GUNTUR, Andhra Pradesh, 522201 INDIA



	4-any trustee of the trust or manager (by whatever name called) of the institution	Sri Kudaravalli Lakshmi Karthik	AWAPK3781A			Door No 6-20-24/6, Lawsons Bay Colony, Lawsons Bay Colony, L B Colony S.O, Visakhapatnam (Urban), VISAKHAPATNA M, Andhra Pradesh, 530017 INDIA
42.	Details of transactions referred to in section 13 (2)					
(a)	Whether any part of the income or property of the auditee is, or continues to be, lent to any specified person for any period during the previous year without either adequate security or adequate interest or both					No
(b)	Whether any land, building or other property of the auditee is, or continues to be, made available for the use of any specified person, for any period during the previous year without charging adequate rent or other compensation.					No
(c)	Whether any amount is paid by way of salary, allowance or otherwise during the previous year to any specified person out of the resources of the trust or institution for services rendered by that person to such auditee and the amount so paid is in excess of what may be reasonably paid for such services;					No
(d)	Whether the services of the auditee are made available to any specified person during the previous year without adequate remuneration or other compensation.					No
(e)	Whether any share, security or other property is purchased by or on behalf of the auditee from any specified person during the previous year for consideration which is more than adequate;					No
(f)	Whether any share, security or other property is sold by or on behalf of the auditee to any specified person during the previous year for consideration which is less than adequate;					No
(g)	Whether any income or property of the auditee is diverted during the previous year in favour of any specified person					No
(h)	Whether any funds of the auditee are, or continue to remain, invested for any period during the previous year, in any concern in which any specified person has a substantial interest					No
Specified Violation	43. Whether the auditee has incurred any specified violation as referred to in Explanation 2 to the fifteenth proviso to clause (23C) of section 10 or Explanation to sub-section (4) of section 12AB and the amount of such violation					
	Income of the auditee has been applied, other than for the objects of the trust or institution.					No
	(a)	Income of the auditee has been applied, other than for the objects of the trust or institution.				No
	(b)	Whether the auditee has income from profits and gains of business which is not incidental to the attainment of its objectives or separate books of account are not maintained by auditee in respect of the business which is incidental to the attainment of its objectives.				No
	(c)	Whether the auditee, referred to in clause (a) of sub-section (1) of section 13, has applied any part of its income from the property held under a trust for private religious purposes, which does not enure for the benefit of the public.				No
	(d)	Whether the auditee, referred to in clause (b) of sub-section (1) of section 13, has applied any part of its income for the benefit of any particular religious community or caste.				No
	(e)	Whether any activity being carried out by the auditee is not genuine or is not being carried out in accordance with all or any of the conditions subject to which it was registered.				No
	(f)	Whether the auditee has not complied with the requirement of any other law, for the time being in force, and the order, direction or decree, by whatever name called, holding that such non-compliance has occurred, has either not been disputed or has attained finality.				No
	44.	Whether there is any claim of depreciation or otherwise has been made in terms of Explanation 1 to clause (23C) of section 10 or sub-section (6) of section 11 in respect of any asset, acquisition of which has been claimed as an application of income and the amount of such depreciation?				No
	45.	In view of provisions of nineteenth proviso to clause (23C) of section 10 or sub-section (7) of section 11, please specify whether the trust or institution has claimed deduction under section 10 [other than clause (1), clause (23C) and clause (46) thereof] during the previous year and the amount of such claim?				No
46.	Whether the auditee has taken or accepted any loan or deposit or any specified sum, exceeding the limit specified in section 269SS during the previous year?				No	
47.	Whether the auditee has received an amount exceeding the limit specified in section 269ST, from a person in a day; or in respect of a single transaction; or in respect of transactions relating to one event or occasion from a person during the previous year?				No	
48.	Whether the auditee has repaid any amount being loan or deposit or any specified advance exceeding the limit specified in section 269T, during the previous year?				No	
49.	Whether the auditee is required to deduct or collect tax as per the provisions of Chapter XVII-B or Chapter XVII-BB?				Yes	
49. (A)	Whether the auditee is liable to pay interest under section 201(1A) or section 206C(7) ?				Yes	

#### Schedule TDS/TCS

Tax Deduction and Collection Account Number (TAN)	Section	For Others, please specify	Total amount of payment or receipt of the nature specified in column (3)	Total amount on which tax was required to be deducted or collected out of (4)	Total amount on which tax was deducted or collected at specified rate out of	Amount of tax deducted or collected out of (6)	Total amount on which tax was deducted or collected at less than specified rate out of (7)	Amount of tax deducted or collected on (8)	Amount of tax deducted or collected but not deposited to the credit of the Central Government out of (6) and (8)
(1)	(2)	(3)	(4)	(5)	(6)	(7)	(8)	(9)	(10)
HYDA07019F	192		97322325	12968732	12668732	2002379	2002379	2002379	0
HYDA07019F	194C		5143983	5143983	5143983	76121	76121	76121	0

HYDA07019F	194J		364000	364000	364000	36400	36400	36400	0
HYDA07019F	192A		1829468	1829468	1829468	182948	182948	182948	0

#### Schedule Statement of TDS/TCS

Tax deduction and collection account number (TAN)	Type of Form	Due date for furnishing	Date of furnishing, if furnished	Whether the statement of tax deducted or collected contains information about all transactions which are required to be reported
(1)	(2)	(3)	(4)	(5)
HYDA07019F	24Q	31-JUL-2022	31-JUL-2022	Yes
HYDA07019F	24Q	31-OCT-2022	01-NOV-2022	Yes
HYDA07019F	24Q	31-JAN-2023	15-FEB-2023	Yes
HYDA07019F	24Q	31-MAY-2023	05-JUN-2023	Yes
HYDA07019F	26Q	31-JUL-2022	31-JUL-2022	Yes
HYDA07019F	26Q	30-NOV-2022	01-NOV-2022	Yes
HYDA07019F	26Q	31-JAN-2023	15-FEB-2023	Yes
HYDA07019F	26Q	31-MAY-2023	05-JUN-2023	Yes

#### Schedule Interest on TDS/TCS


Tax deduction and collection account number (TAN)	Amount of interest under section 201(1A) or 206C(7) is payable	Amount paid out of column (2)	Date of payment Dd/mm/yyyy
(1)	(2)	(3)	(4)
HYDA07019F	30444	30444	30-APR-2022
HYDA07019F	11271	11271	31-MAY-2022
HYDA07019F	143	143	30-JUN-2022
HYDA07019F	39	39	31-JUL-2022
HYDA07019F	1250	1250	12-SEP-2022
HYDA07019F	3150	3150	23-SEP-2022
HYDA07019F	8492	8492	30-NOV-2022
HYDA07019F	10763	10763	31-DEC-2022
HYDA07019F	15968	15968	31-JAN-2023
HYDA07019F	1950	1950	31-Oct-2023

Place : Vijayawada  
Date : 31-Oct-2023  
UDIN : 23200613BGSQDI2812



For M N RAO & ASSOCIATES  
Chartered Accountants  
(Firm Regn No.: 0005386S)

*T.S. Rama Mohana Rao*  
(T.S. RAMA MOHANA RAO)  
Partner  
Membership No: 200613



INDEPENDENT AUDITORS' REPORT

To  
The Trustees  
Amrita Sai Educational Improvement Trust  
Paritala

**1. Opinion**

We have audited the accompanying financial statements of THE AMRITA SAI EDUCATIONAL IMPROVEMENT TRUST ("the Trust") (Reg. No. 265/2006), having Reg. Office at PARITALA - 521 108, which comprise the Balance Sheet as at 31<sup>st</sup> March 2023 and the Income and Expenditure Account for the year the ended 31<sup>st</sup> March 2023

In our opinion, the accompanying financial statements are prepared in all material aspects in conformity with the generally accepted accounting principles in India.

**2. Basis for Opinion**

We conducted our audit of the financial statements in accordance with the Standards on Auditing issued by ICAI. Our responsibilities under those Standards are further described in the Auditor's Responsibilities for the Audit of the Financial Statements section of our report. We are independent of the Trust in accordance with the Code of Ethics issued by the Institute of Chartered Accountants of India (ICAI) together with the ethical requirements that are relevant to our audit of the financial statements and we have fulfilled our other ethical responsibilities in accordance with these requirements and the ICAI's Code of Ethics. We believe that the audit evidence obtained by us is sufficient and appropriate to provide a basis for our audit opinion on the financial statements.

**3. Management Responsibility for the Financial Statements:**

The Trust's Management is responsible for the preparation of financial statements that give a true and fair view of the financial position in accordance with the accounting principles generally accepted in India. This responsibility also includes maintenance of adequate accounting records in accordance with the provisions of The Indian Trust Act, 1882 for safeguarding of the assets of the Trust and for preventing and detecting frauds and other irregularities; selection and application of appropriate accounting policies, making judgments and estimates that are reasonable and prudent and design, implementation and maintenance of adequate internal financial controls, that were operating effectively for ensuring the accuracy and completeness of the accounting records, relevant to the preparation and presentation of the financial statement that give a true and fair view and are free from material misstatement, whether due to fraud or error.



In preparing the financial statements, management is responsible for assessing the Trust's ability to continue as a going concern, disclosing, as applicable, matters related to going concern and using the going concern basis of accounting unless management either intends to liquidate the Society or to cease operations, or has no realistic alternative but to do so.

Those Charged with Governance are also responsible for overseeing the Trust's financial reporting process.

#### 4. Auditor's Responsibility for the Audit of the Financial Statements:

Our objectives are to obtain reasonable assurance about whether the financial statements as a whole are free from material misstatement, whether due to fraud or error, and to issue an auditor's report that includes our opinion. Reasonable assurance is a high level of assurance, but is not a guarantee that an audit conducted in accordance with Standards on Auditing will always detect a material misstatement when it exists. Misstatements can arise from fraud or error and are considered material if, individually or in the aggregate, they could reasonably be expected to influence the economic decisions of users taken on the basis of these financial statements.

As part of an audit in accordance with Standards on Auditing, we exercise professional judgment and maintain professional skepticism throughout the audit. We also:

- Identify and assess the risks of material misstatement of the financial statements, whether due to fraud or error, design and perform audit procedures responsive to those risks, and obtain audit evidence that is sufficient and appropriate to provide a basis for our opinion. The risk of not detecting a material misstatement resulting from fraud is higher than for one resulting from error, as fraud may involve collusion, forgery, intentional omissions, misrepresentations, or the override of internal control.
- Obtain an understanding of internal control relevant to the audit in order to design audit procedures that are appropriate in the circumstances, but not for the purpose of expression of opinion on the effectiveness of the Trust's internal controls.
- Evaluate the appropriateness of accounting policies used and the reasonableness of accounting estimates and related disclosures made by management.
- Conclude on the appropriateness of management's use of the going concern basis of accounting and, based on the audit evidence obtained, whether a material uncertainty exists related to events or conditions that may cast significant doubt on the Trust's ability to continue as a going concern. If we conclude that a material uncertainty exists, we are required to draw attention in our auditor's report to the related disclosures in the financial statements or, if such disclosures are inadequate, to modify our opinion. Our conclusions are based on the audit evidence obtained up to the date of our auditor's report. However, future events or conditions may cause the Trust to cease to continue as a going concern.



- Evaluate the overall presentation, structure and content of the financial statements, including the disclosures, and whether the financial statements represent the underlying transactions and events in a manner that achieves fair presentation.


We communicate with those charged with governance regarding, among other matters, the planned scope and timing of the audit and significant audit findings, including any significant deficiencies in internal control that we identify during our audit.

We also provide those charged with governance with a statement that we have complied with relevant ethical requirements regarding independence, and to communicate with them all relationships and other matters that may reasonably be thought to bear on our independence, and where applicable, related safeguards.

Place: Vijayawada  
Date: 25-Sep-2023



For M. N. RAO & ASSOCIATES  
Chartered Accountants  
Firm Reg. No: 005386S

  
(T S Rama Mohana Rao)  
Partner

Membership No. 200613  
UDIN: 23200613BGSQDH2796



Amrita Sai Educational Improvement Trust (Reg.No.265/2006)  
Paritala - 521 180; Krishna District

Details of Members of Governing Body - FY : 2022-23

Sl. No.	Name in BLOCK Letters	Designation	Address
1	Sri Kudaravalli Ramesh Babu	Chairman & Treasurer	S/o. Sri Purnaiah Flat No: E-4, Madhuri Mannor East Point Colony Visakhapatnam - 530 017 PAN : AGZPK 6018 P
2	Sri Kudaravalli Rama Mohana Rao	Secretary & Correspondent	S/o. Sri Purnaiah Flat No: 204, Lakshmi Enclave Bose Road Tenali - 522 201 PAN : ACPK 4916 L
3	Sri Kudaravalli Lakshmi Karthik	President	S/o. Ramesh Babu Kudaravalli Door No 6-20-24/6, Lawsons Bay Colony Visakhapatnam - 530 017 PAN : AWAPK 3781 A
4	Sri Kudaravalli Srinivasa Rao	Vice President	S/o. Sri Purnaiah Flat No.602, Redcreek Apartments Panduranga Puram Visakhapatnam - 530 003 PAN : AGZPK 6017 C
5	Sri Koratala Eswar Chand	Joint Secretary	S/o. Sri Srirama Murthy Flat No.103, Sree Lakshmi Towers Tenali - 522 201 PAN : AJSPK 3466 H
6	Dr Kudaravalli Sai Manoj	Trustee	S/o. Ramamohana Rao Kudaravalli Door No 21-1-60, Jandyala Vari Veedhi, Sri Sai Residential School, Ramalingeswarapeta, Tenali Guntur - 522 201 PAN : AVGPK 7478 M

For AMRITA SAI EDUCATIONAL  
IMPROVEMENT TRUST

(Kudaravalli Ramesh Babu)  
Chairman

(Kudaravalli Rama Mohana Rao)  
Secretary

## Balance Sheet as at 31-Mar-2023

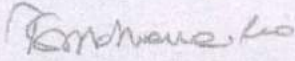
Particulars	Notes	ASIST Rs	ASEITrust Rs	Total Rs.
<b>I) Liabilities</b>				
<b>Capital Fund:</b>				
Non Corpus Fund	1	2,36,17,019	6,22,95,379	8,59,12,397
<b>Long Term Borrowings:</b>				
Secured Loans	2	-	2,01,29,062	2,01,29,062
Unsecured Loans	3	-	5,98,52,013	5,98,52,013
<b>Current Liabilities:</b>				
Sundry Creditors	4	22,56,659	17,95,002	40,51,662
Current Liabilities	5	1,65,05,307	1,63,034	1,66,68,341
<b>Total...</b>		<b>16,05,94,623</b>	<b>14,42,34,490</b>	<b>18,66,13,474</b>
<b>II) Assets</b>				
<b>Non Current Assets:</b>				
Fixed Assets	6	4,62,30,481	1,79,12,805	6,41,43,286
Deposits	7	5,26,140	-	5,26,140
<b>Current Assets:</b>				
Other Current Assets	8	10,85,85,138	52,01,198	11,37,86,336
Cash & Bank Balances	9	52,52,865	29,04,848	81,57,713
<b>Total...</b>		<b>16,05,94,625</b>	<b>14,42,34,490</b>	<b>18,66,13,474</b>

As per our separate report of even date

For M.N.RAO &amp; ASSOCIATES

Chartered Accountants

Firm Reg.No 005386S




(T S Rama Mohana Rao)


Partner

Membership No.200613

UDIN : 23200613BGSQDH2796

For AMRITA SAI EDUCATIONAL  
IMPROVEMENT TRUST
  
(Kudaravalli Ramesh Babu)

Chairman

  
(Kudaravalli Rama Mohana Rao)

Secretary

Place : Vijayawada

Date : 25-Sep-2023

## Income and Expenditure Account for the year ended 31-Mar-2023

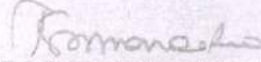
Particulars	Notes	ASIST	ASEI Trust	FY 2022-23 Total
		Rs.	Rs.	Rs.
<b>A. Incomes :</b>				
a) Fee Collections	10	11,62,83,000	-	11,62,83,000
b) Other Incomes	11	94,60,800	5,39,60,647	6,34,21,447
<b>Total...(A)</b>		<b>12,57,43,800</b>	<b>5,39,60,647</b>	<b>17,97,04,447</b>
<b>B. Expenditure :</b>				
a) Affiliation Fee	12	74,11,004	-	74,11,004
b) Employee Benefit Expenses	13	9,82,25,130	-	9,82,25,130
c) Administrative Expenses and Other Expenses	14	3,47,78,970	1,39,45,521	4,87,24,492
d) Finance Cost	15	4,594	34,72,413	34,77,007
e) Depreciation	6	78,49,433	29,57,687	1,08,07,121
<b>Total...(B)</b>		<b>14,82,69,132</b>	<b>2,03,75,622</b>	<b>16,86,44,754</b>
<b>Excess of Income over Expenditure (A-B)</b>		<b>(2,25,25,332)</b>	<b>3,35,85,025</b>	<b>1,10,59,694</b>

As per our separate report of even date

For M.N.RAO &amp; ASSOCIATES


Chartered Accountants


Firm Reg.No 005386S

  
 (T S Rama Mohana Rao)  
 Partner

Membership No.200613

UDIN : 23200613BGSQDH2796

For AMRITA SAI EDUCATIONAL  
IMPROVEMENT TRUST
  
 (Kudaravalli Ramesh Babu)  
 Chairman

  
 (Kudaravalli Rama Mohana Rao)  
 Secretary

Place : Vijayawada

Date : 25-Sep-2023

## 1. Capital Fund

Sl. No.	Particulars	ASIST		ASEI Trust		Total	
		Rs.	Rs.	Rs.	Rs.	Rs.	Rs.
1	Non Corpus Fund - Opening Balance		4,61,42,350		2,89,16,853		7,50,61,204
	Add:						
	Excess of Income over Expenditure during the year		(2,25,25,332)		3,35,85,025		1,10,59,694
	Less:						
	Book Value of Land sold during the year		-		2,08,500		2,08,500
	Closing Balance		2,36,17,019		6,22,95,379		8,59,12,397

## 2. Secured Loans

Sl. No.	Particulars	ASIST		ASEI Trust		Total	
		Rs.	Rs.	Rs.	Rs.	Rs.	Rs.
A)	Bank OD:						
1	Central Bank of India - OD-3073359600	-	-	2,01,29,062		2,01,29,062	
					2,01,29,062		2,01,29,062
	Total...		-		2,01,29,062		2,01,29,062

## 3. Unsecured Loans

Sl. No.	Particulars	ASIST		ASEI Trust		Total	
		Rs.	Rs.	Rs.	Rs.	Rs.	Rs.
1	A Subba rao	-	-	10,50,000		10,50,000	
2	J Mahirath	-	-	1,27,470		1,27,470	
3	K Rama Mohana Rao	-	-	11,04,000		11,04,000	
4	M/s Jaya Sai Aqua	-	-	-		-	
5	K Ramesh Babu	-	-	7,90,000		7,90,000	
6	K Mrudhula	-	-	29,80,146		29,80,146	
7	K Sai Komal	-	-	2,00,000		2,00,000	
8	K Sri Rama Murthy	-	-	4,86,000		4,86,000	
9	P Rama Chandra Babu	-	-	4,53,664		4,53,664	
10	P Sri Lakshmi	-	-	30,000		30,000	
11	Y Venkata Ramalah	-	-	-		-	
12	Jasti Rajeswari	-	-	9,00,000		9,00,000	
13	Koratala Eswarchand	-	-	30,00,000		30,00,000	
14	M/s Jaya Lakshmi Sea Foods Pvt Ltd	-	-	1,50,00,000		1,50,00,000	
15	Y Balagangadhara Rao	-	-	11,07,000		11,07,000	
16	G. Swarna Kumari	-	-	34,00,000		34,00,000	
17	K Satya Sai Vani	-	-	42,00,000		42,00,000	
18	K Sai Manoj - Interest Free Loan	-	-	5,00,024		5,00,024	
19	K Sai Manoj	-	-	1,35,23,710		1,35,23,710	
20	K Lakshmi Karthik	-	-	70,00,000		70,00,000	
21	M Sasidhar	-	-	5,00,000		5,00,000	
22	M Srividya	-	-	35,00,000		35,00,000	
					5,98,52,013		4,63,28,303
	Total...		-		5,98,52,013		4,63,28,303

For AMRITA SAI EDUCATIONAL IMPROVEMENT TRUST



(Kudaravalli Ramesh Babu)  
Chairman

(Kudaravalli Rama Mohana Rao)  
Secretary

4. Sundry Creditors

Sl. No.	Particulars	ASIST		ASEI Trust		As at 31-Mar-2023 Total	
		Rs.	Rs.	Rs.	Rs.	Rs.	Rs.
1	A. Enoch	-7,634	-	-	-	(7,634)	-
2	Amazon Web Service Statement	11,924	-	-	-	11,924	-
3	Angel Advertisers	78,975	-	-	-	78,975	-
4	A Sridhar	-3,000	-	-	-	(3,000)	-
5	B4 ADS	52,470	-	-	-	52,470	-
6	Baluguri Sambasiva Rao	28,290	-	-	-	28,290	-
7	Beena Parthasarathy Putcha	54,500	-	-	-	54,500	-
8	Deluxe & Scientific & Chemical Company	41,748	-	-	-	41,748	-
9	Digital Tv Ads-D Channel	69,300	-	-	-	69,300	-
10	Divyasri Ads	70,200	-	-	-	70,200	-
11	Gayatri Winding Works	5,000	-	-	-	5,000	-
12	Google Ads	-4,000	-	-	-	(4,000)	-
13	Integrated Electronics	2,098	-	-	-	2,098	-
14	Jagathi Publications Limited	55,520	-	-	-	55,520	-
15	JBS Communication & Technologies	-5,19,369	-	-	-	(5,19,369)	-
16	Karthik Car Travels	3,516	-	-	-	3,516	-
17	K Square Consultants	-6,000	-	-	-	(6,000)	-
18	Lab External Remuneration Payable	11,995	-	-	-	11,995	-
19	Lakshmi Deepthi Agencies	29,021	-	-	-	29,021	-
20	Master Channel Network P Ltd	87,348	-	-	-	87,348	-
21	Masters Security & Service Providers	70,646	-	-	-	70,646	-
22	Meghana Media Communications	1,94,969	-	-	-	1,94,969	-
23	M Nagasulochana	8,000	-	-	-	8,000	-
24	M Srinivasarao Phynoel and Soap Oil	9,700	-	-	-	9,700	-
25	Omkar Graphics Tenali	12,77,306	-	-	-	12,77,306	-
26	Palepu Ramesh Babu	-8,083	-	-	-	(8,083)	-
27	Panchayati Raj Department Krishna	(7)	-	-	-	(7)	-
28	Pioneer Elabs Limited	23,200	-	-	-	23,200	-
29	Prajashakti Printers & Publishers Pvt Ltd	66,706	-	-	-	66,706	-
30	PVP Associates	1,000	-	-	-	1,000	-
31	Quality Hotel Dv Manor	2,382	-	-	-	2,382	-
32	Raja Radio Computer Stickering	2,900	-	-	-	2,900	-
33	Ramesh Electrical & Mechanical Works	27,785	-	-	-	27,785	-
34	Rasool - Welding Work	(10)	-	-	-	(10)	-
35	Royal Pipe Agencies	3,300	-	-	-	3,300	-
36	Roy Tyres	1,23,400	-	7,08,600	-	8,30,000	-
37	Sathwik ADS	74,163	-	-	-	74,163	-
38	Shaik Shamshad	3,000	-	-	-	3,000	-
39	Sonovision Electronics Pvt Ltd	2,000	-	-	-	2,000	-
40	Sri Anjaneya Advertisement Agency	29,400	-	-	-	29,400	-
41	Sri Lakshmi Srinivasa Iron Spares General Stores	100	-	-	-	100	-
42	Sri Mithra Truck & Bus Service Center	-	-	22,705	-	22,705	-
43	Sri Sai Advertising Media	1,63,800	-	-	-	1,63,800	-
44	Sri Vaishnavi Communications	20,000	-	-	-	20,000	-
45	Sri Vijaya Lakshmi Glass Plywood & Hardware	2,600	-	-	-	2,600	-
46	Sri Vijayalakshmi Stone Crusher	6,000	-	-	-	6,000	-
47	SVS Handi Crafts and Mementos	8,960	-	-	-	8,960	-
48	Syam Prasad Takkellapali	16,000	-	-	-	16,000	-
49	T Koteswara Rao Garu	370	-	-	-	370	-
50	T Ravi Varma	2,350	-	-	-	2,350	-
51	Vijayadurga Auto Mobiles	90	-	-	-	90	-
52	Vijaysanthi Offset Printers	50,000	-	-	-	50,000	-
53	Vijayasri Jute Company	5,670	-	-	-	5,670	-
54	Y.S.R. Anjaneyulu	1,500	-	-	-	1,500	-
55	K Sambaliah, Electrician	5,560	-	-	-	5,560	-
56	Ayaj Shaik	-	-	6,390	-	6,390	-

Cont..



For Amrita Sai Educational Improvement Trust

Chairman.

For Amrita Sai Educational Improvement Trust

Secretary & Correspondent.

4. Sundry Creditors

Sl. No.	Particulars	ASIST		ASEI Trust		As at 31-Mar-2023 Total	
		Rs.	Rs.	Rs.	Rs.	Rs.	Rs.
57	Baja Alliance General Insurance	-		-3		(5)	
58	Bharat Petroleum	-		4,960		4,960	
59	Jasper Industries Private Ltd.,	-		1,80,181		1,80,181	
60	Karthikeya Glass Fitting Works	-		10,200		10,200	
61	N Sathyānārāyaṇa	-		2,700		2,700	
62	Sattemmatali Trucks & Wheel Care	-		26,565		26,565	
63	Sri Lakshmi Ganapathi Engineering Works	-		5,950		5,950	
64	Sri Laxmi Battery Works	-		44,550		44,550	
65	Sri Rama Auto Mobiles	-		9,835		9,835	
66	Value Host Constructions OPC Pvt Ltd	-		1,213		1,213	
67	Venkateswara Service Station	-		7,73,158		7,73,158	
			22,56,859		17,95,002		40,51,862
	<b>Total...</b>		<b>22,56,859</b>		<b>17,95,002</b>		<b>40,51,862</b>

5. Current Liabilities

Sl. No.	Particulars	ASIST		ASEI Trust		As at 31-Mar-2023 Total	
		Rs.	Rs.	Rs.	Rs.	Rs.	Rs.
1	Audit Fee Payable	3,24,000		-		3,24,000	
2	EPF Payable	53,319		-		53,319	
3	JNTUK Fee payable	93,99,338		-		93,99,338	
4	Professional Tax Payable	8,09,637		-		8,09,637	
5	Salaries Payable	2,30,962		-		2,30,962	
6	University Fee Payable	4,000		-			
7	Transport Fee Payable	48,40,960		-		48,40,960	
			1,56,61,236		-		1,56,61,236
8	TDS Payable						
	TDS on Salaries - 192B	7,74,858		-		7,74,858	
	Other than Salaries :						
	TDS on Interest other than securities - 194A	-		1,58,828		1,58,828	
	TDS on Contracts - 194C	24,613		-		24,613	
	TDS on Professional Charges - 194J	44,600		-		44,600	
			8,44,071		1,63,034		10,02,899
	<b>Total..</b>		<b>1,65,05,307</b>		<b>1,63,034</b>		<b>1,66,60,135</b>



For AMRITA SAI EDUCATIONAL IMPROVEMENT TRUST

(Kudaravalli Ramesh Babu)  
Chairman

(Kudaravalli Rama Mohana Rao)  
Secretary

## 6. Fixed Assets

Sl. No.	Name of the Asset	Opening Balance as on 01-Apr-2022 Rs.	Additions		Deletions Rs.	Total Rs.	Rate of Depreciation	Accumulated Depreciation Rs.	Closing Balance as on 31-Mar-2023 Rs.
			Upto 30-Sep-2022 Rs.	After 30-Sep-2022 Rs.					
1	Site - Block A - 0% Land	13,61,076	-	-	2,08,500	11,52,576	-	-	11,52,576
	Total... (1)	13,61,076	-	-	2,08,500	11,52,576	-	-	11,52,576
2	Buildings - Block B - 10% Buildings Work in Progress	3,31,08,620	-	-	-	3,31,08,620	10%	33,10,862	2,97,97,758
	Total... (2)	3,31,08,620	-	-	-	3,31,08,620		33,10,862	2,97,97,758
3	Furniture, Fixtures & Fittings - Block C - 10%								
	Air Conditioner	5,12,170	1,00,000	-	-	6,12,170	10%	61,217	5,50,953
	Class Room Boards	1,66,880	82,610	-	-	2,49,490	10%	24,949	2,24,541
	Sports items	2,46,855	-	13,695	-	2,60,550	10%	25,350	2,35,000
	Benches	4,04,663	85,834	1,24,317	-	6,14,813	10%	55,265	5,69,548
	Access Card Reader	9,980	-	-	-	9,960	10%	996	8,964
	Furniture	24,64,459	8,10,999	-	-	32,75,458	10%	3,27,548	29,47,912
	Tata Sky Dish	488	-	-	-	488	10%	48	440
	Executive Chairs	48,335	-	-	-	48,335	10%	4,833	43,501
	Wall Fans	20,354	-	-	-	20,354	10%	2,035	18,319
	Total... (3)	38,73,964	10,79,443	1,38,012	-	50,91,419		5,02,241	45,89,178
4	Vehicles - Block D - 15%								
	A) Buses:								
	Bus- AP 07 X 0414 (Already Sold)	(30,260)	-	-	-	(30,260)	15%	(4,539)	(25,721)
	Bus- AP 24 U 3999 (Already Sold)	(28,329)	-	-	-	(28,329)	15%	(4,249)	(24,080)
	Bus- AP 24 W 4949 (Already Sold)	(67,797)	-	-	-	(67,797)	15%	(10,170)	(57,627)
	Bus - AP 16 TE 0235	5,08,414	-	-	-	5,08,414	15%	76,262	4,32,152
	Bus - AP 16 TE 0236	5,08,414	-	-	-	5,08,414	15%	76,262	4,32,152
	Bus - AP 16 TE 0237	5,08,414	-	-	-	5,08,414	15%	76,262	4,32,152
	Bus - AP 16 TE 0238	5,08,414	-	-	-	5,08,414	15%	76,262	4,32,152
	Bus - AP 16 TE 0249	5,08,414	-	-	-	5,08,414	15%	76,262	4,32,152
	Bus - AP 16 TE 0248	5,08,414	-	-	-	5,08,414	15%	76,262	4,32,152
	Bus - AP 16 TE 0247	5,08,414	-	-	-	5,08,414	15%	76,262	4,32,152
	Bus - AP 16 TE 0243	5,08,414	-	-	-	5,08,414	15%	76,262	4,32,152
	Bus - AP 16 TE 1386	4,39,083	-	-	-	4,39,083	15%	65,862	3,73,220
	Bus - AP 16 TE 1387	4,39,083	-	-	-	4,39,083	15%	65,862	3,73,220
	Bus - AP 16 TE 1389	4,39,083	-	-	-	4,39,083	15%	65,862	3,73,220
	Bus - AP 16 TE 1390	4,39,083	-	-	-	4,39,083	15%	65,862	3,73,220
	Bus - AP 16 TE 2386	5,95,684	-	-	-	5,95,684	15%	89,353	5,06,332
	Bus - AP 16 TE 2387	5,95,684	-	-	-	5,95,684	15%	89,353	5,06,332
	Bus - AP 16 TE 2390	5,95,684	-	-	-	5,95,684	15%	89,353	5,06,332
	Bus - AP 16 TE 2391	5,95,684	-	-	-	5,95,684	15%	89,353	5,06,332
	Bus - AP 16 TE 2392	5,95,684	-	-	-	5,95,684	15%	89,353	5,06,332
	Bus - AP 16 TE 2393	5,95,684	-	-	-	5,95,684	15%	89,353	5,06,332
	Bus - AP 16 TE 4054	6,93,748	-	-	-	6,93,748	15%	1,04,062	5,89,686
	Bus - AP 16 TE 4058	6,93,748	-	-	-	6,93,748	15%	1,04,062	5,89,686
	Bus - AP 16 TE 4060	6,93,748	-	-	-	6,93,748	15%	1,04,062	5,89,686
	Bus - AP 16 TE 4097	6,93,748	-	-	-	6,93,748	15%	1,04,062	5,89,686
	Bus - AP 16 TE 5705	8,76,658	-	-	-	8,76,658	15%	1,31,499	7,45,159
	Bus - AP 16 TE 5706	8,76,658	-	-	-	8,76,658	15%	1,31,499	7,45,159
	Bus - AP 16 TE 5707	8,76,658	-	-	-	8,76,658	15%	1,31,499	7,45,159
	Bus - AP 16 TE 5708	8,76,658	-	-	-	8,76,658	15%	1,31,499	7,45,159
	Bus - AP 16 TE 5709	8,76,658	-	-	-	8,76,658	15%	1,31,499	7,45,159
	Bus - AP 16 TE 6161	9,10,563	-	-	-	9,10,563	15%	1,36,584	7,73,978
	Bus - AP 16 TE 6162	8,97,545	-	-	-	8,97,545	15%	1,34,632	7,62,913
	Bus - AP 16 TE 6163	8,97,545	-	-	-	8,97,545	15%	1,34,632	7,62,913
	Bus - AP 16 TE 6164	8,97,545	-	-	-	8,97,545	15%	1,34,632	7,62,913
	Total... (A)	2,00,32,839	-	-	-	2,00,32,839		30,04,926	1,70,27,913
	B) Cars:								
	Vehicle-9660 (Already Sold)	(1,11,658)	-	-	-	(1,11,658)	15%	(16,749)	(94,910)
	Vehicle-No.1888 (Already Sold)	(1,93,131)	-	-	-	(1,93,131)	15%	(28,970)	(1,64,161)
	Vehicle-No-2748 (Already Sold)	(8,225)	-	-	-	(8,225)	15%	(1,234)	(6,991)
	Vehicle - Duster (Already Sold)	(49,741)	-	-	-	(49,741)	15%	(7,461)	(42,280)
	Verne - AP 18BU 5445 (Already Sold)	(1,11,620)	-	-	-	(1,11,620)	15%	(16,743)	(94,877)
	Vehicle - AP-16 BV7227 (Already Sold)	(1,85,507)	-	-	-	(1,85,507)	15%	(27,826)	(1,57,681)
	Vehicle - Maruti Ertiga	2,24,744	-	-	-	2,24,744	15%	33,712	1,91,032
	Innova - AP16 BV 0009	2,95,804	-	-	7,91,000	(4,95,196)	15%	44,371	(5,39,567)
	Innova Car - AP 16 CR 0019	5,56,009	-	-	-	5,56,009	15%	83,401	4,72,607
	Innova Car - AP 16 CR 5778	5,56,009	-	-	-	5,56,009	15%	83,401	4,72,607
	Innova Car - AP 16 DK 0019	6,74,393	-	-	5,50,000	(1,24,393)	15%	1,01,159	(2,25,542)
	Ford Ecosport - AP 16 DK 0909	3,39,434	-	-	-	3,39,434	15%	50,915	2,88,519
	Crysa Car - AP 16 DK 2368	9,27,783	-	-	-	9,27,783	15%	1,39,167	7,88,616
	Fortuner - AP 39 AD 0019	17,73,579	-	-	-	17,73,579	15%	2,66,037	15,07,543
	Total... (B)	46,87,872	-	-	16,41,000	30,46,872		7,03,181	23,43,691
	C) Others								
	Van - AP 16 TY 3099	1,20,216	-	-	-	1,20,216	15%	18,032	1,02,184
	Water Tanker	8,072	-	-	-	8,072	15%	1,211	6,862
	Total... (C)	1,28,288	-	-	-	1,28,288		19,243	1,09,045
	Total... (4 = A+B+C)	2,48,48,999	-	-	16,41,000	2,32,07,999		37,27,350	1,94,80,649

b. -

6. Fixed Assets

Sl. No.	Name of the Asset	Opening Balance as on 01-Apr-2022 Rs.	Additions		Deletions Rs.	Total Rs.	Rate of Depreciat on	Depreciation Rs.	Closing Balance as on 31-Mar-2023 Rs.
			Upto 30-Sep-2022 Rs.	After 30-Sep-2022 Rs.					
<b>5</b>	<b>Plant &amp; Machinery - Block E - 15%</b>								
	<b>A) Lab Equipment</b>								
	ECE Lab Equipment	4,89,927	-	-	-	4,89,927	15%	73,489	4,16,438
	EEE - Lab Equipment	4,02,006	-	14,682	-	4,16,688	15%	61,402	3,55,286
	Chemistry lab equipments	81,803	20,874	-	-	1,02,477	15%	15,372	87,105
	Physics lab equipments	18,216	-	-	-	18,216	15%	2,747	15,568
	Mechanical Lab Equipment	10,97,347	-	13,500	-	11,10,847	15%	1,66,627	9,44,220
	Electronic & Lab Equipments	4,17,189	-	-	-	4,17,189	15%	62,573	3,54,616
	Lab Equipments	18,52,130	-	-	-	18,52,130	15%	2,77,819	15,74,311
	Gym Equipment	94,398	-	-	-	94,398	15%	14,180	80,239
	Fire safety equipment	5,79,478	-	-	-	5,79,478	15%	86,922	4,92,556
	<b>B) Others</b>								
	Biometric Machines	1,43,314	-	-	-	1,43,314	15%	21,497	1,21,817
	HT Capacitors	7,199	-	-	-	7,199	15%	1,080	6,119
	HP Motor	18,290	-	-	-	18,290	15%	2,743	15,546
	Cardless Phone	778	-	-	-	778	15%	116	662
	Cash Counting Machine	34,621	-	-	-	34,621	15%	5,193	29,428
	Finance Calculators	1,041	-	-	-	1,041	15%	156	885
	Hard Disc	26,213	16,700	21,999	-	64,912	15%	8,037	56,875
	Mobile Phones	24,988	-	-	-	24,988	15%	3,750	21,238
	Generator	54,737	-	-	-	54,737	15%	8,211	46,526
	Transformer HT	85,856	-	-	-	85,856	15%	12,878	72,977
	Xerox Machines	1,27,826	-	-	-	1,27,826	15%	19,174	1,08,652
	Electrical Equipment - 10%	3,89,277	-	-	-	3,89,277	10%	38,928	3,50,350
	Water Coolers	78,040	-	-	-	78,040	15%	11,706	66,334
	1000 LPH RO Plant	1,26,177	-	-	-	1,26,177	15%	18,927	1,07,250
	<b>Total... (5)</b>	<b>61,60,759</b>	<b>37,574</b>	<b>50,181</b>	<b>-</b>	<b>62,38,514</b>		<b>9,12,550</b>	<b>53,26,964</b>
<b>6</b>	<b>Computers &amp; Devices - Block F - 40%</b>								
	Computers	37,18,522	-	-	-	37,18,522	40%	14,87,409	22,31,113
	Printer	79,857	-	-	-	79,857	40%	31,863	47,994
	Batteries	1,83,086	-	-	-	1,83,086	40%	73,226	1,09,860
	Laptops	1,13,031	-	-	-	1,13,031	40%	45,212	67,819
	Projector	86,939	-	-	-	86,939	40%	34,776	52,163
	Ups	5,97,143	-	-	-	5,97,143	40%	2,38,857	3,58,286
	Scanner	11	-	-	-	11	40%	4	7
	Server Software	2,14,515	-	-	-	2,14,515	40%	85,806	1,28,709
	College Inverter	9	-	-	-	9	40%	3	5
	Internet Equipment	163	-	-	-	163	40%	65	98
	Intercom	225	-	-	-	225	40%	90	135
	A V Projector	159	-	-	-	159	40%	64	95
	Nikon B-700 Digital Camera	1,168	-	-	-	1,168	40%	467	701
	Camera	123	-	-	-	123	40%	49	74
	CC Cameras	1,72,633	-	-	-	1,72,633	40%	69,053	1,03,580
	Tally Software	14,969	-	-	-	14,969	40%	5,988	8,981
	UPS-850VA (Microtech)	3,996	-	-	-	3,996	40%	1,598	2,398
	UPS-10KVA online sys with batteries	57,296	-	-	-	57,296	40%	22,918	34,378
	LED TV	10,681	-	-	-	10,681	40%	4,264	6,417
	Computer accessories	3,25,015	-	-	-	3,25,015	40%	1,30,006	1,95,009
	<b>Total... (6)</b>	<b>55,79,301</b>	<b>-</b>	<b>-</b>	<b>-</b>	<b>55,79,301</b>		<b>23,31,720</b>	<b>33,47,681</b>
<b>7</b>	<b>Library - Block - G - 40%</b>								
	Library Books	38,306	1,704	5,31,938	-	5,71,978	40%	1,22,398	4,49,580
	<b>Total... (7)</b>	<b>38,306</b>	<b>1,704</b>	<b>5,31,938</b>	<b>-</b>	<b>5,71,978</b>		<b>1,22,398</b>	<b>4,49,580</b>
	<b>Total... (1+2+3+4+5+6+7)</b>	<b>7,49,51,025</b>	<b>11,18,721</b>	<b>7,20,181</b>	<b>18,49,600</b>	<b>7,49,50,407</b>		<b>1,08,07,121</b>	<b>6,41,43,286</b>

For AMRITA SAI EDUCATIONAL IMPROVEMENT TRUST



(Kudaravalli Ramesh Babu)  
 Chairman

(Kudaravalli Rama Mohana Rao)  
 Secretary



7. Deposits

Sl. No.	Particulars	ASIST		ASEI Trust		As at 31-Mar-2023 Total	
		Rs.	Rs.	Rs.	Rs.	Rs.	Rs.
A)	Security Deposits:						
	Electricity Deposit	3,52,249	-	-	-	3,52,249	-
	NSIC Deposit	1,35,000	-	-	-	1,35,000	-
	Telephone Deposit	38,891	-	-	-	38,891	-
			5,26,140		-		5,26,140
	Total...		5,26,140		-		5,26,140

8. Other Current Assets

Sl. No.	Particulars	ASIST		ASEI Trust		As at 31-Mar-2023 Total	
		Rs.	Rs.	Rs.	Rs.	Rs.	Rs.
1	Fee receivable from Government						
	F.Y.2012-13	6,82,500	-	-	-	6,82,500	-
	F.Y.2013-14	7,72,088	-	-	-	7,72,088	-
	F.Y.2014-15	4,43,050	-	-	-	4,43,050	-
	F.Y.2015-16	20,10,975	-	-	-	20,10,975	-
	F.Y.2016-17	14,58,825	-	-	-	14,58,825	-
			53,67,438		-		53,67,438
2	Fee Receivable from Students		9,71,87,164		-		9,71,87,164
3	Transport Fee Receivable		-		48,40,980		48,40,980
4	Advances given to Departmental HOD's		55,334		-		55,334
5	HOD Imprest		64,704		-		64,704
6	Staff Advances		-		-		-
	- P Ankama Rao		1,80,807		-		1,80,807
	- KV Mallikharjuna rao		83,632		-		83,632
	- P D Srinivas Rao		(500)		-		(500)
	- P V Sivarama Krishna		(13,548)		-		(13,548)
	- L Ajay Kumar		2,49,500		-		2,49,500
	- P Chiranjeevi		3,55,662		-		3,55,662
7	PMKVY Fund (AICTE) Receivable		49,512		-		49,512
8	Rental Advance		1,77,000		-		1,77,000
9	Balance at M N Rao & Associates Online Account		-		1,870		1,870
10	Income Tax Refund Receivable for the FY.2012-13		-		1,33,836		1,33,836
11	Income Tax Refund Receivable for the FY.2014-15		-		1,22,130		1,22,130
12	TCS on Purchase of Diesel		-		12,029		12,029
13	BPCL Card		-		19,200		19,200
14	Tax Deducted by Others - F.Y.2019-20		1,627		-		1,627
15	TDS Receivable from Sundaram Finance		-		(28,649)		(28,649)
16	Salary Advances		9,24,157		-		9,24,157
17	Advance for Others		1,22,708		-		1,22,708
18	Ankamarao Transport Incharge		-		74,621		74,621
19	Advance for Vehicle Maintenance		2,07,240		-		2,07,240
20	Ch Siva Kumar Transport		83,991		-		83,991
21	Innovative Financial		14,16,000		-		14,16,000
22	Innogeeks Technologies		20,44,910		-		20,44,910
23	Advance given for materials		26,000		-		26,000
24	TDS Receivable on Insurance Commission		-		11,810		11,810
25	TDS Receivable on Electricity Deposit		1,800		8,811		10,611
26	TDS Receivable on Perquisites - BPCL		-		4,960		4,960
	Total...		10,85,85,138		52,01,198		11,37,86,336



For AMRITA SAI EDUCATIONAL IMPROVEMENT TRUST

(Kudaravalli Ramesh Babu)  
Chairman

(Kudaravalli Rama Mohana Rao)  
Secretary

9. Cash & Cash Equivalents

Sl. No.	Particulars	ASIST		ASEI Trust		As at 31-Mar-2023 Total	
		Rs.	Rs.	Rs.	Rs.	Rs.	Rs.
A)	Balance with Banks:						
1	Union Bank SB - 09341002990011	9,392		-		9,392	
2	Union Bank SB - 137510011000376	1,07,348		-		1,07,348	
3	Union Bank SB - 137510100004786	19,674				19,674	
4	Central Bank of India CA - 3150270927	18,436		-		18,436	
5	Central Bank of India CA - 3071790301	-		22,039		22,039	
6	Central Bank of India SB - 3072580869	79,119		-		79,119	
7	Central Bank of India SB - 3072632015	29,457		-		29,457	
8	Central Bank of India SB - 3092005205	-		36,331		36,331	
9	Central Bank of India SB - 3072633552	18,204		-		18,204	
10	SBI - Paritala - 52275977854	12,60,552		-		12,60,552	
11	SBI - KCL - 32896506086	22,817		-		22,817	
12	SBI - KCL - CA A/c No 11382486865	-		15,75,524		15,75,524	
13	CBI - CA - 3717232018	-		19,475		19,475	
14	CBI - CA - 3724462984	-		9,02,018		9,02,018	
			15,64,948		25,55,397		41,20,334
B)	Cash in Hand		36,87,917		3,49,461		40,37,378
	<b>Total...</b>		<b>52,52,865</b>		<b>29,04,848</b>		<b>81,57,713</b>

For AMRITA SAI EDUCATIONAL IMPROVEMENT TRUST

(Kudaravalli Ramesh Babu)  
Chairman

(Kudaravalli Rama Mohana Rao)  
Secretary

## 10. Fee Collections

Sl. No	Particulars	ASIST Rs.	ASEI Trust Rs.	FY 2022-23 Total Rs.
1	Tution Fee from Students	11,62,83,000	-	11,62,83,000
	Total...	11,62,83,000	-	11,62,83,000

## 11. Other Income

Sl. No	Particulars	ASIST Rs.	ASEI Trust Rs.	FY 2022-23 Total Rs.
1	Special Fee Collection	14,10,750	-	14,10,750
2	Alumini Fee	1,20,450	-	1,20,450
3	<b>Transportation Fee:</b>			
	Students	-	4,83,66,880	4,83,66,880
	Students - Old Students	-	25,10,567	25,10,567
4	Registration Fee collection	-	-	-
5	Other Deduction	-	-	-
6	Consultancy Charges	15,00,000	-	15,00,000
7	Insurance Comission	-	-	-
8	Exam Conducting Fees	-	-	-
9	JNTUK Exam Fee	-	-	-
10	Canteen Income	11,204	-	11,204
11	Library Income	24,431	-	24,431
12	Sale of Scrap	1,000	-	1,000
13	Sukhibhava Collection	51,950	-	51,950
14	Xerox Book Collection	1,29,400	-	1,29,400
15	Stationary Collection	1,18,893	-	1,18,893
16	Other Income	2,72,170	14,070	2,86,240
17	<b>Exam Cell Account</b>			
	a) Exam Cell- Other Income	18,40,463	-	18,40,463
	b) Exam Fee Collection	38,78,010	-	38,78,010
18	<b>Interest received From Bank Accounts :</b>			
	a) Interest From AB 137510011000376	2,521	-	2,521
	b) Interest From AB 137510100004766	542	-	542
	b) Interest From AB 09341002990011	259	-	259
	c) Interest From CBI 3072580859	2,242	-	2,242
	d) Interest From CBI 3072632015	53,446	-	53,446
	e) Interest From CBI 3072633552	519	-	519
	f) Interest From CBI 3092005205	-	1,027	1,027
	g) Interest From SBI 6086	606	-	606
	h) Interest From SBH 7854	24,016	-	24,016
19	Interest on Electricity Deposit: & Others	17,928	-	17,928
20	Interest on Income tax Refund (FY: 2020-21 & 2021-22)	-	730	730
21	Rebate on Insurance Premium paid on Vechicles	-	6,67,373	6,67,373
22	Sale Consideration received on sale of Land	-	24,00,000	24,00,000
	<b>Total...</b>	<b>94,60,800</b>	<b>5,39,60,647</b>	<b>6,34,21,447</b>

For AMRITA SAI EDUCATIONAL IMPROVEMENT TRUST



(Kudaravalli Ramesh Babu)  
Chairman

(Kudaravalli Rama Mohana Rao)  
Secretary

**12. Affiliation Fee**

Sl. No	Particulars	ASIST Rs.	ASEI Trust Rs.	FY 2022-23 Total Rs.
1	SBTET / Polysat Fee	2,86,077	-	2,86,077
2	JNTUK Expenses	44,108	-	44,108
3	JNTUK Affiliation Fees	25,012	-	25,012
4	JNTUK Application	7,31,047	-	7,31,047
5	Inspection Fee	84,730	-	84,730
6	Common Service Fee (LCS)	51,66,050	-	51,66,050
7	Autonomous Expenses	5,98,654	-	5,98,654
8	AP POLYCET - 22-23	17,800	-	17,800
9	AICTEE Fees	3,17,506	-	3,17,506
10	AFRC Processing Fee	1,40,020	-	1,40,020
	<b>Total...</b>	<b>74,11,004</b>	<b>-</b>	<b>74,11,004</b>

**13. Employee Benefit Expenses**

Sl. No	Particulars	ASIST Rs.	ASEI Trust Rs.	FY 2022-23 Total Rs.
1	Salaries:			
	Teaching Staff Salaries	6,98,72,855	-	6,98,72,855
	Non -Teaching Staff Salaries	2,80,49,520	-	2,80,49,520
	EPF Expenses	3,02,755	-	3,02,755
	<b>Total...</b>	<b>9,82,25,130</b>	<b>-</b>	<b>9,82,25,130</b>

**14. Administrative Expenses and Other Expenses**

Sl. No	Particulars	ASIST Rs.	ASEI Trust Rs.	FY 2022-23 Total Rs.
4	Repair & Maintenance			
	a) Computer Maintenance	97,679	-	97,679
	b) Electrical Maintenance	5,25,939	-	5,25,939
	c) Garden Maintenance	2,71,090	-	2,71,090
	d) Generator Maintenance	5,43,012	-	5,43,012
	e) Lab Maintenance	3,27,689	-	3,27,689
	f) Repairs & Maintenance - Buildings	9,35,667	-	9,35,667
	g) Repairs & Maintenance-Furniture	4,67,287	-	4,67,287
	h) Cleaning Maintenance	81,740	-	81,740
	i) Computer Spares and Accessories	10,50,248	-	10,50,248
	j) Computer Spares and Accessories	45,900	-	45,900
	<b>Total of Repairs &amp; Maintenance ....(1)</b>	<b>43,46,250</b>	<b>-</b>	<b>43,46,250</b>

For AMRITA SAI EDUCATIONAL IMPROVEMENT TRUST



( Kudaravalli Ramesh Babu )  
Chairman

( Kudaravalli Rama Mohana Rao )  
Secretary

14. Administrative Expenses and Other Expenses

Sl. No	Particulars	ASIST Rs.	ASEI Trust Rs.	FY 2022-23 Total Rs.
2	<b>Vehicle Maintenance</b>			
	a) Vehicles Diesel Oil	9,05,145	-	9,05,145
	b) Vehicles Insurance	1,99,826	-	1,99,826
	c) Vehicles Repairs & Maintenance	4,34,713	-	4,34,713
	g) Buses Diesel Oil	31,16,419	87,84,738	1,19,01,157
	h) Buses Insurance	5,86,370	13,87,311	19,73,681
	i) Buses Repairs & Maintenance	7,18,384	23,19,384	30,37,768
	j) Buses Road Tax	57,330	1,58,270	2,15,600
	k) Buses Toll Charges	2,03,510	8,57,498	10,61,008
	l) Buses Break Expenses	-	1,23,240	1,23,240
	k) Buses Renewal Permit	24,750	21,750	46,500
	l) Buses Pollution	1,260	3,280	4,540
	m) Buses Fitness Exp	44,730	-	44,730
	n) Driver Maintenance	20,000	-	20,000
	o) Parking Charges	10,560	-	10,560
	p) Toll Charges - Cars	4,791	-	4,791
	<b>Total of Vehicle Maintenance ....(2)</b>	<b>63,27,788</b>	<b>1,36,55,471</b>	<b>1,99,83,259</b>
3	<b>Exam Cell Account</b>			
	Exam Cell Expenses	6,49,553	-	6,49,553
	Exam Conducting Fees	14,20,782	-	14,20,782
	External Lab Remuneration	3,49,854	-	3,49,854
	JNTUK Exam Fee	9,31,061	-	9,31,061
	Universal Print System	1,96,800	-	1,96,800
	<b>Total of Exam Cell Expenses ....(3)</b>	<b>35,48,050</b>	<b>-</b>	<b>35,48,050</b>

For AMRITA SAI EDUCATIONAL IMPROVEMENT TRUST

(Kudaravalli Ramesh Babu)  
Chairman

(Kudaravalli Rama Mohana Rao)  
Secretary

## 14. Administrative Expenses and Other Expenses

Sl. No	Particulars	ASIST Rs.	ASEI Trust Rs.	FY 2022-23 Total Rs.
4	Other Administrative Expenses			
	Admin Charges - EPF	12,483	-	12,483
	Advertisement Charges	13,93,103	-	13,93,103
	APSCHE BOARD	1,330	-	1,330
	Audit Fees	3,54,000	-	3,54,000
	Bus Parking Charges	1,000	-	1,000
	Campaigning Expenses	7,02,611	-	7,02,611
	Department Operational Expenses	10,000	-	10,000
	Donations	3,00,833	-	3,00,833
	Electricity Charges	20,10,815	-	20,10,815
	Faculty Development Expenses	3,73,158	-	3,73,158
	Functions & Celebration Expenses	4,69,367	-	4,69,367
	General Expenses	1,770	665	2,435
	Guest Lecture Expenses	4,76,381	-	4,76,381
	Interest on TDS Payments	16,510	-	16,510
	Internet Expenses	4,93,957	-	4,93,957
	Journals & Subscriptions	5,60,100	-	5,60,100
	Library Expenses	3,32,990	-	3,32,990
	Mineral Water Expenses	71,236	-	71,236
	Pooja Expenses	1,83,893	-	1,83,893
	Postage & Courier Charges	16,524	-	16,524
	Printing & Stationery Expenses	26,70,444	-	26,70,444
	R & D Expenses	5,47,848	-	5,47,848
	Refund of Fees	7,000	-	7,000
	Security Charges	10,72,006	-	10,72,006
	Seminars & Workshop Expenses	3,09,197	-	3,09,197
	Sports Expenses	88,597	-	88,597
	Staff Welfare / Medical Aid	5,41,080	-	5,41,080
	Student Welfare	10,48,547	-	10,48,547
	Telephone Charges	1,74,353	-	1,74,353
	Training & Placement Expenses	20,34,086	-	20,34,086
	Travelling Expenses	10,82,209	-	10,82,209
	City Office Exp	3,34,382	-	3,34,382
	Covid Expenses	5,223	-	5,223
	GPRS Rent	6,477	-	6,477
	Penalty For Late Payment	29,875	450	30,325
	Property Tax	3,55,825	-	3,55,825
	Staff Insurance	13,313	-	13,313
	General Insurance - Employees	2,38,963	-	2,38,963
	Professional Charges	14,000	-	14,000
	APPGECEET Spot Admission	4,64,299	-	4,64,299
	AP C.R.D.A Expenses	10,58,602	-	10,58,602
	AP MGET 2022 - Convener	15,024	-	15,024
	Fire Security Expenses	85,007	-	85,007
	Marketing Expenses	1,53,172	-	1,53,172
	NSS Expenses	4,427	-	4,427
	Renewal Fee	6,650	-	6,650
	SMS Charges	637	-	637
	Tally Software Exp	4,720	-	4,720
	TDS Returns Filing Fee	16,000	-	16,000
	Lab External Remuneration	2,87,556	-	2,87,556
	Penal Interest on Late Payment	4,400	77,120	81,520
	EPF Late Fee	901	-	901
	Sundaram Finance opening Balance		2,11,815	2,11,815
	<b>Total of Other Administrative Expenses ... (4)</b>	<b>2,05,56,882</b>	<b>2,90,050</b>	<b>2,08,46,933</b>
	<b>Total (1) + (2) + (3) + (4) ...</b>	<b>8,47,76,970</b>	<b>1,39,45,521</b>	<b>4,87,24,492</b>

Amrita Sai Educational Improvement Trust, Paritala

FY : 2022-23


15. Finance Cost

Sl. No	Particulars	ASIST	ASEI Trust	FY 2022-23 Total
		Rs.	Rs.	Rs.
1	Interest on CBI OD 3073359600	-	13,85,790	13,85,790
2	Interest on CBI Loan - 6557	-	1,76,179	1,76,179
3	Interest on Unsecured Loan -K.Mrudhula	-	3,22,760	3,22,760
4	Interest on Unsecured Loan - K Sai Manoj	-	14,64,662	14,64,662
5	Interest on Sundaram Finance Loan -164	-	42,047	42,047
6	Bank Charges	4,594	80,975	85,569
	<b>Total...</b>	<b>4,594</b>	<b>34,72,413</b>	<b>34,77,007</b>

For AMRITA SAI EDUCATIONAL IMPROVEMENT TRUST



( Kudaravalli Ramesh Babu )  
Chairman



(Kudaravalli Rama Mohana Rao)  
Secretary

Name of Assessee	AMRITA SAI EDUCATIONAL IMPROVEMENT TRUST		
Address	C/O AMRITA SAI COLLEGE, AMRITA SAI NAGAR, PARITALA, Paritala, KRISHNA DISTRICT, ANDHRA PRADESH, 521180		
Status	AOP Trust	Assessment Year	2023-2024
Ward	EXEMPTION CIR, VIJAYAWADA 1 (1)	Year Ended	31.3.2023
PAN	AABTA8734G	Formation Date	23/10/2006
Residential Status	Resident		
Method of Accounting	Mercantile		
A.O. Code	DLC-CA-250-1		
Filing Status	Original		
Return Filed On	23/11/2023	Acknowledgement No.:	524834391231123
Last Year Return Filed On	02/11/2022	Acknowledgement No.:	773731871021122
Bank Name	Central Bank of India, Kanchikacharla, A/C NO:3071790301, Type: Current, IFSC: CBIN0280833		
Tele:	9885481555 Mob:+919502950858		
Registration no :	AABTA8734GE20078		
Registration Date :	24/09/2021		
Sub Status :	Association of persons (Trust) , Claiming Exemption Under Section 11		

**Computation of Total Income**

Income from Other Sources (Chapter IV F)		0
<b>Aggregate of income u/s 11,12 and 10(23C)(iv),(v),(vi) and (via) excluding Voluntary contribution</b>		<b>179704447</b>
Less: Application of Income		
Amount applied to charitable purposes in india during the previous year - Revenue Account	157125423	
		157125423
Income Exempt u/s 11(1)(a)		
Income Accumulated or Set Apart Upto 15% (of Voluntary Contributions other than corpus and Aggregate of income referred to in sections 11 and 12 )		22579024
		<b>-179704447</b>
<b>Gross Total Income</b>		<b>0</b>
<b>Total Income</b>		<b>0</b>
Round off u/s 288 A		0
Adjusted total income (ATI) is not more than Rs. 20 lakh hence AMT not applicable.		
Tax Due		0
T.D.S./T.C.S	25636	
		-25636
Refundable (Round off u/s 288B)		25640



**T.D.S./T.C.S. From**

Non-Salary(as per Annexure)	18569
T.C.S.(as per Annexure)	7067
Due Date for filing of Return October 31, 2023	
Due date extended to 30/11/2023 F.No.225/177/2023/ITA.II	

**Aggregate of income u/s 11,12 and 10(23C) derived during the previous year**

Receipts from main objects	116283000
Receipts from incidental objects	60917611
Interest income	103836
Net consideration on transfer of capital asset	2400000
<b>Total</b>	<b>179704447</b>

**Bank Account Detail**

S. No.	Bank	Address	Account No	MICR NO	IFSC Code	Type
1	UNION BANK OF INDIA	D.NO. 11-76/1F, CHAVITIKALLU ROAD CENTRE, KANCHIKACHERLA	137510011000376	521011534	UBIN0613753	Saving
2	State Bank of India	Kanchikacherla	11382486865	520002522	SBIN004826	Current
3	Central Bank of India	DOOR NO. 111, VIJAYWADA ROAD, KANCHIKACHERIA, DIST-KRISHNA, A P-521180, D IST-KRISHNA, ANDHRA PRADESH-521180	3073359800		CBIN0280833	Over Draft
4	State Bank of India	BESIDE GOVT. HIGH SCHOOL, MAIN ROAD, PARITALA-521180, KRI SHNA DIST.	62275977854		SBIN0021649	Saving
5	UNION BANK OF INDIA	Ramaingeswara Peta, Tenali	09341002990011		UBIN0809349	Saving
6	UNION BANK OF INDIA	KANCHIKACHARLA	137510100004766		UBIN0613753	Saving
7	Central Bank of India	Kanchikacherla	3150270927		CBIN0280833	Current
8	Central Bank of India	Kanchikacherla	3071790301		CBIN0280833	Current(Primary)
9	Central Bank of India	Kanchikacherla	3072580889		CBIN0280833	Saving
10	Central Bank of India	Kanchikacherla	3092005205		CBIN0280833	Saving
11	Central Bank of India	Kanchikacherla	3072633552		CBIN0280833	Saving
12	State Bank of India	Kanchikacherla	32896506086		SBIN004826	Saving
13	HDFC Bank Ltd	NANDIGAMA	50200024991567		HDFC0009181	Current
14	CENTRAL BANK OF INDIA	DOOR NO. 111, VIJAYWADA ROAD, KANCHIKACHERIA	3724482984		CBIN0280833	Current
15	CENTRAL BANK OF INDIA	DOOR NO. 111, VIJAYWADA ROAD, KANCHIKACHERIA	3717232018		CBIN0280833	Current
16	CENTRAL BANK OF INDIA	KANCHIKACHERLA, KRISHN A DIST	3072632015		CBIN0280833	Current
17	CENTRAL BANK OF INDIA		3832551814		CBIN0280833	Other

**Details of T.D.S. on Non-Salary(26 AS Import Date:23 Nov 2023)**

S.No	Name of the Deductor	Tax deduction A/C No. of the deductor	Total Tax deducted	Amount out of (₹) claimed for this year	Section
1	ANDHRA PRADESH CENTRAL POWER DISTRIBUTION CORPORAT	HYDA26017F	1800	1800	194A
2	BAJAJ ALLIANZ GENERAL INSURANCE COMPANY LIMITED	PNEB02239G	6192	6192	194C
3	BAJAJ ALLIANZ GENERAL INSURANCE COMPANY LIMITED	PNEB02239G	5617	5617	194C
4	BHARAT PETROLEUM CORPORATION LIMITED	PNEB10837B	644	644	194R
5	BHARAT PETROLEUM CORPORATION LIMITED	PNEB10837B	826	826	194R

6	BHARAT PETROLEUM CORPORATION LIMITED	PNEB10837B	363	363	194R
7	BHARAT PETROLEUM CORPORATION LIMITED	PNEB10837B	497	497	194R
8	BHARAT PETROLEUM CORPORATION LIMITED	PNEB10837B	473	473	194R
9	BHARAT PETROLEUM CORPORATION LIMITED	PNEB10837B	467	467	194R
10	BHARAT PETROLEUM CORPORATION LIMITED	PNEB10837B	372	372	194R
11	BHARAT PETROLEUM CORPORATION LIMITED	PNEB10837B	442	442	194R
12	BHARAT PETROLEUM CORPORATION LIMITED	PNEB10837B	378	378	194R
TOTAL				18569	

Details of T.C.S.(26 AS Import Date:23 Nov 2023)

S.No	Name of the Collector	Tax Deduction and Tax Collection Account Number of the Collector	Total tax collected	Amount out of (4) claimed during the year
1	VENKATESWARA SERVICE STATION	HYDV16518F	867	867
2	VENKATESWARA SERVICE STATION	HYDV16518F	1123	1123
3	VENKATESWARA SERVICE STATION	HYDV16518F	1093	1093
4	VENKATESWARA SERVICE STATION	HYDV16518F	850	850
5	VENKATESWARA SERVICE STATION	HYDV16518F	1027	1027
6	VENKATESWARA SERVICE STATION	HYDV16518F	1128	1128
7	VENKATESWARA SERVICE STATION	HYDV16518F	979	979
TOTAL				7067

Details of Members of AOP

S. No.	Name of Member	PAN
1	SRI KUDARAVALLI RAMESH BABU	AGZPK6018P
2	SRI KUDARAVALLI RAMA MOHANA RAO	ACPPK4916L
3	SRI YENAMADALA VENKATA RAMAIAH	AANPY2580N
4	SRI KUDARAVALLI SRINIVASA RAO	AGZPK6017C
5	SRI KORATALA ESWARA CHAND	AJSPK3466H
6	KUDARAVALLI SAI MANOUJ	AVGPK7478M
7	Sri Kudaravalli Lakshmi Karthik	AWAPK3781A

For Amrita SAI Educational Improvement Trust



Signature

(K.RAMA MOHANA RAO)

For AMRITA SAI EDUCATIONAL IMPROVEMENT TRUST

Acknowledgement Number:524834391231123

Date of filing : 23-Nov-2023

**INDIAN INCOME TAX RETURN ACKNOWLEDGEMENT**(Where the data of the Return of Income in Form ITR-1(SAHAJ), ITR-2, ITR-3, ITR-4(SUGAM), ITR-5, ITR-6, ITR-7 filed and verified)  
(Please see Rule 12 of the Income-tax Rules, 1962)Assessment  
Year  
2023-24

PAN	AABTA8734G		
Name	AMRITA SAI EDUCATIONAL IMPROVEMENT TRUST		
Address	C/O AMRITA SAI COLLEGE,AMRITA SAI NAGAR , PARITALA, Paritala , KRISHNA DISTRICT , 02-Andhra Pradesh , 521180		
Status	05-AOP/BOI	Form Number	ITR-7
Filed u/s	139(1)-On or before due date	e-Filing Acknowledgement Number	524834391231123

Taxable Income and Tax Details			
	Current Year business loss, if any	1	0
	Total Income	2	0
	Book Profit under MAT, where applicable	3	0
	Adjusted Total income under AMT, where applicable	4	0
	NET tax payable	5	0
	Interest and Fee Payable	6	0
	Total tax, interest and Fee payable	7	0
	Taxes Paid	8	25,636
	(+) Tax Payable /(-) Refundable (7-8)	9	(-) 25,640
Accreted Income and Tax Detail			
	Accreted Income as per section 115TD	10	0
	Additional Tax payable u/s 115TD	11	0
	Interest payable u/s 115TE	12	0
	Additional Tax and interest payable	13	0
	Tax and interest paid	14	0
	(+) Tax Payable /(-) Refundable (13-14)	15	0

Income Tax Return submitted electronically on 23-Nov-2023 16:36:00 from IP address 49.43.201.154  
and verified by K.RAMA MOHANA RAO having PAN ACPPK4916L on 23-Nov-2023  
using paper ITR-Verification Form /Electronic Verification Code \_\_\_\_\_ generated through mode \_\_\_\_\_

System Generated

Barcode/QR Code



AABTA8734G07524834391231123f1db27ef453d9f848fac771b0308d9cdf80b5059c

**DO NOT SEND THIS ACKNOWLEDGEMENT TO CPC, BENGALURU**

**4.4.1 Percentage of Expenditure  
Incurred on Maintenance of Physical  
Facilities and academic Support  
Facilities Excluding Salary component  
Year 2021-2022**


4.1.2 Percentage of expenditure excluding salary for infrastructure development and augmentation year wise during the last five years


4.2.2 Percentage of expenditure for purchase of books/ e-books and subscription to journals/e-journals year wise during the last five years


4.4.1 Percentage expenditure incurred on maintenance of physical facilities and academic support facilities excluding salary component, during the last five years

2021-2022

Head/Sub head of Expenditure	Item of expenditure	Expenditure for infrastructure development and augmentation (in INR)	Expenditure on purchase of books/ebooks and subscription to journals/e-journals (in INR)	Expenditure on maintenace of physical facilities and academic support facilities (in INR)	expenditure on Salary component/ wages (in INR)	Other expenditures (in INR)
Affiliation fee	Affiliation fee	0	0	3311752	0	0
Employees Benefits	Employees Benefits	0	0	0	103218446	0
Administrative Exp...		1890285		15867391	-	-
Academic Expenses	Academic Expenses	0	0	4426246	0	0
Other Administrative Exp...	Other Administrative Exp...	1250816	1883080	12548840	0	0
Finace Cost	Finace Cost	3908722	0	0	0	0
Depreciation	Depreciation	11851425	0	0	0	0
fixed assets	furniture	749760				
	machinery	49194				
	computers & devices	4205801				

  
IQAC CO-ORDINATOR

  
PRINCIPAL  
Amrita Sar Institute of Science and Technology  
Amrita Sar Nagar, Paritala  
Krishna Dist 521 187



**INDEPENDENT AUDITORS' REPORT**

To

The Trustees

**Amrita Sai Educational Improvement Trust**

**Report on the Financial Statements:**

**Opinion:**

We have audited the financial statements of **THE AMRITA SAI EDUCATIONAL IMPROVEMENT TRUST** ("the Trust") (Reg. No. 265/2006), having Reg. Office at **PARITALA - 521 108**, which comprise the Balance Sheet as at 31<sup>st</sup> March 2022 and the Income and Expenditure Account for the year the ended 31<sup>st</sup> March 2022.

In our opinion, the accompanying financial statements give a true and fair view of the financial position of the trust as at 31<sup>st</sup> March 2022; and of its financial performance for the year then ended in accordance with the Accounting Standards issued by the Institute of Chartered Accountants of India (ICAI).

**Basis for Opinion:**

We conducted our audit of the financial statements in accordance with the Standards on Auditing issued by ICAI. Our responsibilities under those Standards are further described in the Auditor's Responsibilities for the Audit of the Financial Statements section of our report. We are independent of the Trust in accordance with the Code of Ethics issued by the Institute of Chartered Accountants of India (ICAI) together with the ethical requirements that are relevant to our audit of the financial statements and we have fulfilled our other ethical responsibilities in accordance with these requirements and the ICAI's Code of Ethics.

We believe that the audit evidence obtained by us is sufficient and appropriate to provide a basis for our audit opinion on the financial statements.

**Management Responsibility for the Financial Statements:**

Management is responsible for the preparation and fair presentation of the financial statements in accordance with the aforesaid Accounting Standards, and for such internal controls as management determines necessary to enable the preparation of the financial statements that are free from material misstatement, whether due to fraud or error.

In preparing the financial statements, management is responsible for assessing the Trust's ability to continue as a going concern, disclosing, as applicable, matters related to going concern and using the going concern basis of accounting unless management either intends to liquidate the Trust or to cease operations, or has no realistic alternative but to do so.

The Board of Trustees is responsible for overseeing the Trust's financial reporting process.



### Auditor's Responsibility for the Audit of the Financial Statements:

Our objectives are to obtain reasonable assurance about whether the financial statements as a whole are free from material misstatement, whether due to fraud or error, and to issue an auditor's report that includes our opinion.

Reasonable assurance is a high level of assurance, but is not a guarantee that an audit conducted in accordance with Standards on Auditing will always detect a material misstatement when it exists.

Misstatements can arise from fraud or error and are considered material if, individually or in the aggregate, they could reasonably be expected to influence the economic decisions of users taken on the basis of these financial statements.

As part of an audit in accordance with Standards on Auditing, we exercise professional judgment and maintain professional skepticism throughout the audit. We also:

- Identify and assess the risks of material misstatement of the financial statements, whether due to fraud or error, design and perform audit procedures responsive to those risks, and obtain audit evidence that is sufficient and appropriate to provide a basis for our opinion. The risk of not detecting a material misstatement resulting from fraud is higher than for one resulting from error, as fraud may involve collusion, forgery, intentional omissions, misrepresentations, or the override of internal control.
- Obtain an understanding of internal control relevant to the audit in order to design audit procedures that are appropriate in the circumstances, but not for the purpose of expression of opinion on the effectiveness of the Trust's internal controls.
- Evaluate the appropriateness of accounting policies used and the reasonableness of accounting estimates and related disclosures made by management.
- Conclude on the appropriateness of management's use of the going concern basis of accounting and, based on the audit evidence obtained, whether a material uncertainty exists related to events or conditions that may cast significant doubt on the Trust's ability to continue as a going concern. If we conclude that a material uncertainty exists, we are required to draw attention in our auditor's report to the related disclosures in the financial statements or, if such disclosures are inadequate, to modify our opinion. Our conclusions are based on the audit evidence obtained up to the date of our auditor's report. However, future events or conditions may cause the Trust to cease to continue as a going concern.
- Evaluate the overall presentation, structure and content of the financial statements, including the disclosures, and whether the financial statements represent the underlying transactions and events in a manner that achieves fair presentation.

We communicate with those charged with governance regarding, among other matters, the planned scope and timing of the audit and significant audit findings, including any significant deficiencies in internal control that we identify during our audit.



We also provide those charged with governance with a statement that we have complied with relevant ethical requirements regarding independence, and to communicate with them all relationships and other matters that may reasonably be thought to bear on our independence, and where applicable, related safeguards.

**Report on Other Legal and Regulatory Requirements:**

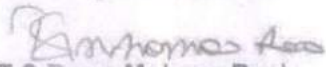
Further, we report that:

- We have obtained all the information and explanations which to the best of our knowledge and belief were necessary for the purpose of our audit;
- In our opinion proper books of account as required by law have been kept by the Trust so far as appears from our examination of those books;
- The Balance Sheet and Income and Expenditure Account dealt with by this Report are in agreement with the books of account.

Place: Vijayawada  
Date: 30-Sep-2022



**For M. N. RAO & ASSOCIATES**  
Chartered Accountants  
Firm Reg. No: 005386S

  
(T S Rama Mohana Rao)  
Partner

Membership No. 200613  
UDIN: 22200613AXSMMM3067



Amrita Sai Educational Improvement Trust (Reg.No.265/2006)  
Paritala - 521 180; Krishna District

Details of Members of Governing Body - FY : 2021-22

Sl. No.	Name in BLOCK Letters	Designation	Address
1	Sri Kudravalli Ramesh Babu	Chairman & Treasurer	S/o. Sri Purnalah Flat No: E-4, Madhuri Mannor East Point Colony Visakhapatnam - 530 017 PAN : AGZPK 6018 P
2	Sri Kudravalli Rama Mohana Rao	Secretary & Correspondent	S/o. Sri Purnalah Flat No: 204, Lakshmi Enclave Bose Road Tenali - 522 201 PAN : ACPK 4916 L
3	Sri Yenamadala Venkata Ramaiah	President	S/o. Sri Kotaiah 3rd Line, N.G.O's Colony Narasarao Peta - 522 601 PAN : AANPY 2580 N
4	Sri Kudravalli Srinivasa Rao	Vice President	S/o. Sri Purnalah Flat No 602, Redcreek Apartments Panduranga Puram Visakhapatnam - 530 003 PAN : AGZPK 6017 C
5	Sri Koratala Eswar Chand	Joint Secretary	S/o. Sri Srirama Murthy Flat No. 103, Sree Lakshmi Towers Tenali - 522 201 PAN : AJSPK 3466 H

For AMRITA SAI EDUCATIONAL  
IMPROVEMENT TRUST

(Kudravalli Ramesh Babu)  
Chairman

(Kudravalli Rama Mohana Rao)  
Secretary

Amrita Sai Educational Improvement Trust, Paritala

FY : 2021-22

Balance Sheet as at 31-Mar-2022

Particulars	Notes	ASIST Rs	ASEITrust Rs	Total Rs.
<b>I) Liabilities</b>				
<b>Members Fund:</b>				
Corpus Fund		-	1,33,27,434	1,33,27,434
Capital Fund	1	7,97,59,245	1,67,59,844	9,65,19,089
<b>Long Term Borrowings:</b>				
Secured Loans	2	-	2,46,81,419	2,46,81,419
Unsecured Loans	3	-	5,94,61,333	5,94,61,333
<b>Total...</b>		<b>7,97,59,245</b>	<b>11,42,30,030</b>	<b>19,39,89,275</b>
<b>II) Assets</b>				
<b>Non Current Assets:</b>				
Fixed Assets	4	5,38,82,033	2,10,78,992	7,49,61,025
Deposits	5	5,10,012	-	5,10,012
<b>Current Assets:</b>				
Other Current Assets	6	10,93,35,383	52,75,329	11,46,10,712
Cash & Bank Balances	7	34,08,789	4,98,736	39,07,525
<b>Total...</b>		<b>16,71,36,218</b>	<b>2,68,53,058</b>	<b>19,39,89,275</b>

As per our separate report of even date

For M.N.RAO & ASSOCIATES

Chartered Accountants

Firm Reg.No 005386S

*T S Rama Mohana Rao*

(T S Rama Mohana Rao)

Partner

Membership No.200613

UDIN : 22200613AXSMMM3067



For AMRITA SAI EDUCATIONAL  
IMPROVEMENT TRUST

*(Kudaravalli Ramesh Babu)*

(Kudaravalli Ramesh Babu)

Chairman

*(Kudaravalli Rama Mohana Rao)*

(Kudaravalli Rama Mohana Rao)

Secretary

Place : Vijayawada

Date : 30-Sep-2022

Amrita Sai Educational Improvement Trust, Paritala  
FY : 2021-22

Income and Expenditure Account for the year ended 31-Mar-2022

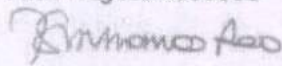
Particulars	Notes	ASIST	ASEI Trust	FY 2021-22
		Rs.	Rs.	Total Rs.
<b>A. Incomes :</b>				
a) Fee Collections	8	10,39,04,756	-	10,39,04,756
b) Other Incomes	9	61,11,936	2,45,55,660	3,06,67,596
<b>Total... (A)</b>		<b>11,00,16,692</b>	<b>2,45,55,660</b>	<b>13,45,72,352</b>
<b>B. Expenditure :</b>				
a) Affiliation Fee	10	33,11,752	-	33,11,752
b) Employee Benefit Expenses	11	10,32,18,446	-	10,32,18,446
c) Administrative Expenses and Other Expenses	12	2,77,44,150	1,01,22,506	3,78,66,656
d) Finance Cost	13	-	39,08,722	39,08,722
e) Depreciation	4	83,71,790	34,79,633	1,18,51,423
<b>Total... (B)</b>		<b>14,26,46,138</b>	<b>1,75,10,861</b>	<b>16,01,56,999</b>
<b>Total (A-B) ....</b>		<b>(3,26,29,446)</b>	<b>70,44,799</b>	<b>(2,55,84,647)</b>
<b>Add: Closing Current Liabilities (Unpaid) as on 31-Mar-2022</b>	14	<b>3,36,16,895</b>	<b>11,68,424</b>	<b>3,47,85,319</b>
<b>Excess of income over Expenditure (A-B)</b>	-	<b>9,87,449</b>	<b>82,13,223</b>	<b>92,00,671</b>

As per our separate report of even date

For M.N.RAO & ASSOCIATES

Chartered Accountants

Firm Reg.No 005386S



(T S Rama Mohana Rao)


Partner


Membership No.200613

UDIN : 22200613AXSM3067



For AMRITA SAI EDUCATIONAL  
IMPROVEMENT TRUST

  
(Kudaravalli Ramesh Babu)  
Chairman

  
(Kudaravalli Rama Mohana Rao)  
Secretary

Place : Vijayawada

Date : 30-Sep-2022

Amrita Sai Educational Improvement Trust, Paritala

FY : 2021-22

1. Capital Fund

Sl No.	Particulars	ASIST		ASEI Trust		Total As on 31-Mar-2022	
		Rs.	Rs.	Rs.	Rs.	Rs.	Rs.
1	Opening Balance		7,87,71,796		85,46,622		8,73,18,418
	Add: Excess of Income over Expenditure during the year		9,87,449		82,13,223		92,00,671
	Closing Balance		7,97,59,245		1,67,59,844		9,65,19,089

2. Secured Loans

Sl No.	Particulars	ASIST		ASEI Trust		Total As on 31-Mar-2022	
		Rs.	Rs.	Rs.	Rs.	Rs.	Rs.
A)	Bank OD: Central Bank of India - OD-3073359600	-	-	1,98,78,334		1,98,78,334	
					1,98,78,334		1,98,78,334
B)	Vehicle Loans: Sundaram Finance-N 019302164	-	-	6,11,834		6,11,834	
					6,11,834		6,11,834
C)	Term Loan Central Bank of India - 3832551814	-	-	41,91,251		41,91,251	
					41,91,251		41,91,251
	Total...				2,46,81,419		2,46,81,419

3. Unsecured Loans

Sl No.	Particulars	ASIST		ASEI Trust		Total As on 31-Mar-2022	
		Rs.	Rs.	Rs.	Rs.	Rs.	Rs.
1	A Subba Rao	-	-	10,50,000		10,50,000	
2	J Mahinath	-	-	4,91,470		4,91,470	
3	K.Rama Mohana Rao	-	-	11,04,000		11,04,000	
4	M/s Jaya Sai Aqua	-	-	1,22,05,514		1,22,05,514	
5	K Ramesh Babu	-	-	7,90,000		7,90,000	
6	K Mnudhula	-	-	26,89,662		26,89,662	
7	K Satya Sai Vani	-	-	42,00,000		42,00,000	
8	K Sai Komal	-	-	2,00,000		2,00,000	
9	K Sri Rama Murthy	-	-	4,86,000		4,86,000	
10	P Rama Chandra Babu	-	-	4,53,664		4,53,664	
11	P Sri Lakshmi	-	-	30,000		30,000	
12	G. Swarna Kumari	-	-	34,00,000		34,00,000	
13	Y Venkata Ramaiah	-	-	54,000		54,000	
14	Jasti Rajeswari	-	-	9,00,000		9,00,000	
15	Koratata Eswarchand	-	-	30,00,000		30,00,000	
16	K Sai Manoj	-	-	5,00,023		5,00,023	
17	M/s Jaya Lakshmi Sea Foods Pvt Ltd	-	-	1,58,00,000		1,58,00,000	
18	K Lakshmi Karthik	-	-	70,00,000		70,00,000	
19	M Sasidhar	-	-	5,00,000		5,00,000	
20	M Srividya	-	-	35,00,000		35,00,000	
21	Y Balagangadhara Rao	-	-	11,07,000		11,07,000	
					5,94,61,333		5,94,61,333
	Total...				5,94,61,333		5,94,61,333

For AMRITA SAI EDUCATIONAL IMPROVEMENT TRUST

(Kudaravalli Ramesh Babu)  
Chairman

(Kudaravalli Rama Mohana Rao)  
Secretary

## 4.1. Fixed Assets - ASIST

Sl. No.	Name of the Asset	Opening Balance as on 01-Apr-2021 Rs.	Additions		Deletions Rs.	Total Rs.	Rate of Depreciation	Depreciation Rs.	Closing Balance as on 31-Mar-2022 Rs.
			Upto 30-Sep-2021 Rs.	After 30-Sep-2021 Rs.					
1	<b>Buildings - Block B - 10%</b>								
	Buildings	3,67,87,355	-	-	-	3,67,87,355	10%	36,78,736	3,31,08,620
	Work in Progress	-	-	-	-	-	-	-	-
	<b>Total... (1)</b>	<b>3,67,87,355</b>	<b>-</b>	<b>-</b>	<b>-</b>	<b>3,67,87,355</b>		<b>36,78,736</b>	<b>3,31,08,620</b>
2	<b>Furniture, Fixtures &amp; Fittings - Block C - 10%</b>								
	Air Conditioner	5,69,078	-	-	-	5,69,078	10%	56,908	5,12,170
	Class Room Boards	1,40,836	-	42,240	-	1,83,076	10%	16,196	1,66,880
	Sports Items	2,74,062	-	-	-	2,74,062	10%	27,406	2,46,655
	Benches	4,49,625	-	-	-	4,49,625	10%	44,963	4,04,663
	Access Card Reader	11,066	-	-	-	11,066	10%	1,107	9,960
	Furniture	19,91,461	-	7,07,520	-	26,98,981	10%	2,34,522	24,64,459
	Tata Sky Dish	543	-	-	-	543	10%	54	488
	Executive Chairs	53,705	-	-	-	53,705	10%	5,371	48,335
	Wall Fans	22,616	-	-	-	22,616	10%	2,262	20,354
	<b>Total... (2)</b>	<b>35,12,991</b>	<b>-</b>	<b>7,49,760</b>	<b>-</b>	<b>42,62,751</b>		<b>3,68,787</b>	<b>38,73,964</b>
3	<b>Vehicles - Block D - 15%</b>								
	<b>A) Cars:</b>								
	Innova - AP16 BV 0009	3,48,004	-	-	-	3,48,004	15%	52,201	2,95,804
	Innova Car - AP 16 CR 0019	6,54,128	-	-	-	6,54,128	15%	98,119	5,56,009
	Innova Car - AP 16 CR 5778	6,54,128	-	-	-	6,54,128	15%	98,119	5,56,009
	Innova Car - AP 16 DK 0019	7,93,403	-	-	-	7,93,403	15%	1,19,010	6,74,393
	Ford Ecosport - AP 16 DK 0909	3,99,334	-	-	-	3,99,334	15%	59,900	3,39,434
	Crysta Car - AP 16 DK 2368	10,91,510	-	-	-	10,91,510	15%	1,63,726	9,27,783
	Fortuner - AP 39 AD 0019	20,86,564	-	-	-	20,86,564	15%	3,12,985	17,73,579
	<b>Total... (A)</b>	<b>60,27,071</b>	<b>-</b>	<b>-</b>	<b>-</b>	<b>60,27,071</b>		<b>9,04,061</b>	<b>51,23,010</b>
	<b>B) Others</b>								
	Water Tanker	9,497	-	-	-	9,497	15%	1,425	8,072
	<b>Total... (B)</b>	<b>9,497</b>	<b>-</b>	<b>-</b>	<b>-</b>	<b>9,497</b>		<b>1,425</b>	<b>8,072</b>
	<b>Total... (3 = A+B)</b>	<b>60,36,568</b>	<b>-</b>	<b>-</b>	<b>-</b>	<b>60,36,568</b>		<b>9,05,486</b>	<b>51,31,083</b>

For Amrita Sai Educational Improvement Trust For Amrita Sai Educational Improvement Trust

Chairman,

Secretary &amp; Correspondent

## Amrita Sai Educational Improvement Trust, Paritala

FY : 2021-22

## 4.1. Fixed Assets - ASIST

Sl. No.	Name of the Asset	Opening Balance as on 01-Apr-2021 Rs.	Additions		Deletions Rs.	Total Rs.	Rate of Depreciation	Depreciation Rs.	Closing Balance as on 31-Mar-2022 Rs.
			Upto 30-Sep-2021 Rs.	After 30-Sep-2021 Rs.					
4	<b>Plant &amp; Machinery - Block E - 15%</b>								
	<b>A) Lab Equipment</b>								
	ECE Lab Equipment	5,76,385	-	-	-	5,76,385	15%	86,458	4,89,927
	EEE - Lab Equipment	4,72,947	-	-	-	4,72,947	15%	70,942	4,02,005
	Chemistry lab equipments	96,003	-	-	-	96,003	15%	14,400	81,603
	Physics lab equipments	21,548	-	-	-	21,548	15%	3,232	18,316
	Mechanical -Lab Equipment	12,90,997	-	-	-	12,90,997	15%	1,93,650	10,97,347
	Electronic & Lab Equipments	4,90,811	-	-	-	4,90,811	15%	73,622	4,17,189
	Lab Equipments	21,56,261	-	20,874	-	21,77,135	15%	3,25,005	18,52,130
	Gym Equipment	1,11,057	-	-	-	1,11,057	15%	16,659	94,398
	Fire safety equipment	6,81,739	-	-	-	6,81,739	15%	1,02,261	5,79,478
	<b>Total ... (A)</b>	<b>58,97,747</b>	<b>-</b>	<b>20,874</b>	<b>-</b>	<b>59,18,621</b>		<b>8,86,228</b>	<b>50,32,393</b>
	<b>B) Others</b>								
	Biometric Machines	1,68,605	-	-	-	1,68,605	15%	25,291	1,43,314
	HT Capacitors	8,469	-	-	-	8,469	15%	1,270	7,199
	HP Motor	21,517	-	-	-	21,517	15%	3,228	18,290
	Cardless Phone	914	-	-	-	914	15%	137	776
	Cash Counting Machine	9,912	-	28,320.00	-	38,232	15%	3,611	34,621
	Finance Calculators	1,225	-	-	-	1,225	15%	184	1,041
	Hard Disc	30,839	-	-	-	30,839	15%	4,626	26,213
	Mobile Phones	29,409	-	-	-	29,409	15%	4,411	24,998
	Generator	64,396	-	-	-	64,396	15%	9,659	54,737
	Transformer HT	1,01,007	-	-	-	1,01,007	15%	15,151	85,856
	Xerox Machines	1,50,383	-	-	-	1,50,383	15%	22,558	1,27,826
	Electrical Equipment - 10%	4,32,530	-	-	-	4,32,530	10%	43,253	3,89,277
	Water Coolers	91,812	-	-	-	91,812	15%	13,772	78,040
	1000 LPH RO Plant	1,48,444	-	-	-	1,48,444	15%	22,267	1,26,177
	<b>Total ... (B)</b>	<b>12,59,462</b>	<b>-</b>	<b>28,320</b>	<b>-</b>	<b>12,87,782</b>		<b>1,69,417</b>	<b>11,18,365</b>
	<b>Total ... (A+B)</b>	<b>71,57,209</b>	<b>-</b>	<b>49,194</b>	<b>-</b>	<b>72,06,403</b>		<b>10,55,644</b>	<b>61,50,759</b>

For Amrita Sai Educational Improvement Trust, Paritala

Chairman

Secretary &amp; Correspondent


Amrita Sai Educational Improvement Trust, Paritala

FY : 2021-22

4.1. Fixed Assets - ASIST

Sl. No.	Name of the Asset	Opening Balance as on 01-Apr-2021 Rs.	Additions		Deletions Rs.	Total Rs.	Rate of Depreciation	Depreciation Rs.	Closing Balance as on 31-Mar-2022 Rs.
			Upto 30-Sep-2021 Rs.	After 30-Sep-2021 Rs.					
<b>5</b>	<b>Computers &amp; Devices - Block F - 40%</b>								
	Computers	15,82,703	69,500	34,09,000	-	50,61,203	40%	13,42,681	37,18,522
	Printer	1,32,761	-	-	-	1,32,761	40%	53,104	79,657
	Batteries	1,22,709	-	1,36,801	-	2,59,510	40%	76,444	1,83,066
	Laptops	1,88,385	-	-	-	1,88,385	40%	75,354	1,13,031
	Projector	1,44,898	-	-	-	1,44,898	40%	57,959	86,939
	Ups	98,339	16,900	6,60,000	-	7,75,239	40%	1,78,095	5,97,143
	Scanner	19	-	-	-	19	40%	7	11
	Server Software	3,57,524	-	-	-	3,57,524	40%	1,43,010	2,14,515
	College Inverter	14	-	-	-	14	40%	6	9
	Internet Equipment	272	-	-	-	272	40%	109	163
	Intercom	376	-	-	-	376	40%	150	225
	A V Projector	265	-	-	-	265	40%	106	159
	Nikon B-700 Digital Camera	1,946	-	-	-	1,946	40%	778	1,168
	Camera	206	-	-	-	206	40%	82	123
	CC Cameras	2,87,721	-	-	-	2,87,721	40%	1,15,088	1,72,633
	Tally Software	24,948	-	-	-	24,948	40%	9,979	14,969
	UPS-860VA (Microtech)	6,660	-	-	-	6,660	40%	2,664	3,996
	UPS-10KVA online sys with bateries	95,493	-	-	-	95,493	40%	38,197	57,296
	LED TV	17,768	-	-	-	17,768	40%	7,107	10,661
	Computer accessories	5,41,692	-	-	-	5,41,692	40%	2,16,677	3,25,015
	<b>Total... (5)</b>	<b>36,04,700</b>	<b>86,400</b>	<b>42,05,801</b>	<b>-</b>	<b>78,96,901</b>		<b>23,17,600</b>	<b>55,79,301</b>
<b>6</b>	<b>Library - Block - G - 40%</b>								
	Library Books	63,844	-	-	-	63,844	40%	25,538	38,306
	<b>Total... (6)</b>	<b>63,844</b>	<b>-</b>	<b>-</b>	<b>-</b>	<b>63,844</b>		<b>25,538</b>	<b>38,306</b>
	<b>Total... (1+2+3+4+5+6)</b>	<b>6,71,62,668</b>	<b>86,400</b>	<b>50,04,755</b>	<b>-</b>	<b>6,22,53,823</b>		<b>63,21,700</b>	<b>5,38,82,033</b>

For Amrita Sai Educational Improvement Trust



Chairman.

For AMRITA SAI EDUCATIONAL IMPROVEMENT TRUST

(Sri Yenamadala Venkata Ramaiah)

President

(Kudiaravalli Rama Mohana Rao)

Secretary

## 4.1. Fixed Assets - ASIST

Sl. No.	Name of the Asset	Opening Balance as on 01-Apr-2021 Rs.	Additions		Deletions Rs.	Total Rs.	Rate of Depreciation	Depreciation Rs.	Closing Balance as on 31-Mar-2022 Rs.
			Upto 30-Sep-2021 Rs.	After 30-Sep-2021 Rs.					
5	<b>Computers &amp; Devices - Block F - 40%</b>								
	Computers	15,82,703	69,500	34,09,000	-	50,61,203	40%	13,42,681	37,18,522
	Printer	1,32,761	-	-	-	1,32,761	40%	53,104	79,657
	Batteries	1,22,709	-	1,36,801	-	2,59,510	40%	76,444	1,83,066
	Laptops	1,88,385	-	-	-	1,88,385	40%	75,354	1,13,031
	Projector	1,44,898	-	-	-	1,44,898	40%	57,959	86,939
	Ups	98,339	16,900	6,60,000	-	7,75,239	40%	1,78,095	5,97,143
	Scanner	19	-	-	-	19	40%	7	11
	Server Software	3,57,524	-	-	-	3,57,524	40%	1,43,010	2,14,515
	College Inverter	14	-	-	-	14	40%	6	9
	Internet Equipment	272	-	-	-	272	40%	109	163
	Intercom	376	-	-	-	376	40%	150	225
	A V Projector	265	-	-	-	265	40%	106	159
	Nikon B-700 Digital Camera	1,946	-	-	-	1,946	40%	778	1,168
	Camera	206	-	-	-	206	40%	82	123
	CC Cameras	2,87,721	-	-	-	2,87,721	40%	1,15,088	1,72,633
	Tally Software	24,948	-	-	-	24,948	40%	9,979	14,969
	UPS-860VA (Microtech)	6,660	-	-	-	6,660	40%	2,664	3,996
	UPS-10KVA online sys with bateries	95,493	-	-	-	95,493	40%	38,197	57,296
	LED TV	17,768	-	-	-	17,768	40%	7,107	10,661
	Computer accessories	5,41,692	-	-	-	5,41,692	40%	2,16,677	3,25,015
	<b>Total... (5)</b>	<b>36,04,700</b>	<b>86,400</b>	<b>42,05,801</b>	<b>-</b>	<b>78,96,901</b>	<b>-</b>	<b>13,17,600</b>	<b>55,79,301</b>
6	<b>Library - Block - G - 40%</b>								
	Library Books	63,844	-	-	-	63,844	40%	25,538	38,306
	<b>Total... (6)</b>	<b>63,844</b>	<b>-</b>	<b>-</b>	<b>-</b>	<b>63,844</b>	<b>-</b>	<b>25,538</b>	<b>38,306</b>
	<b>Total... (1+2+3+4+5+6)</b>	<b>5,71,62,668</b>	<b>86,400</b>	<b>50,04,755</b>	<b>-</b>	<b>6,22,53,823</b>	<b>-</b>	<b>83,71,790</b>	<b>5,38,82,033</b>

For AMRITA SAI EDUCATIONAL IMPROVEMENT TRUST

(Kudaravalli Ramesh Babu)  
Chairman(Kudaravalli Rama Mohana Rao)  
Secretary



4.2. Fixed Assets - ASEI Trust

Sl. No.	Name of the Asset	Opening Balance as on 01-Apr-2021 Rs.	Additions		Deletions Rs.	Total Rs.	Rate of Depreciation	Closing Balance as on 31-Mar-2022 Rs.
			Upto 30-Sep-2021 Rs.	After 30-Sep-2021 Rs.				
1	Site - Block A - 0% Land	13,61,076	-	-	-	13,61,076	0%	13,61,076
	Total ... (1)	13,61,076	-	-	-	13,61,076	-	13,61,076
2	Vehicles - Block D - 15%							
	A) Buses:							
	Bus - AP 07 X 6414 (Already Sold)	(35,600)	-	-	-	(35,600)	15%	(30,260)
	Bus - AP 24 U 3669 (Already Sold)	(33,328)	-	-	-	(33,328)	15%	(28,328)
	Bus - AP 24 W 4940 (Already Sold)	(79,761)	-	-	-	(79,761)	15%	(67,737)
	Bus - AP 16 TE 0235	5,98,134	-	-	-	5,98,134	15%	5,08,414
	Bus - AP 16 TE 0238	5,98,134	-	-	-	5,98,134	15%	5,08,414
	Bus - AP 16 TE 0237	5,98,134	-	-	-	5,98,134	15%	5,08,414
	Bus - AP 16 TE 0236	5,98,134	-	-	-	5,98,134	15%	5,08,414
	Bus - AP 16 TE 0245	5,98,134	-	-	-	5,98,134	15%	5,08,414
	Bus - AP 16 TE 0246	5,98,134	-	-	-	5,98,134	15%	5,08,414
	Bus - AP 16 TE 0247	5,98,134	-	-	-	5,98,134	15%	5,08,414
	Bus - AP 16 TE 0248	5,98,134	-	-	-	5,98,134	15%	5,08,414
	Bus - AP 16 TE 1365	5,16,568	-	-	-	5,16,568	15%	4,38,683
	Bus - AP 16 TE 1367	5,16,568	-	-	-	5,16,568	15%	4,38,683
	Bus - AP 16 TE 1369	5,16,568	-	-	-	5,16,568	15%	4,38,683
	Bus - AP 16 TE 1910	5,16,568	-	-	-	5,16,568	15%	4,38,683
	Bus - AP 16 TE 2350	7,00,806	-	-	-	7,00,806	15%	5,98,684
	Bus - AP 16 TE 2351	7,00,806	-	-	-	7,00,806	15%	5,98,684
	Bus - AP 16 TE 2352	7,00,806	-	-	-	7,00,806	15%	5,98,684
	Bus - AP 16 TE 2353	7,00,806	-	-	-	7,00,806	15%	5,98,684
	Bus - AP 16 TE 2390	7,00,806	-	-	-	7,00,806	15%	5,98,684
	Bus - AP 16 TE 2393	7,00,806	-	-	-	7,00,806	15%	5,98,684
	Bus - AP 16 TE 4084	8,16,174	-	-	-	8,16,174	15%	6,93,746
	Bus - AP 16 TE 4085	8,16,174	-	-	-	8,16,174	15%	6,93,746
	Bus - AP 16 TE 4086	8,16,174	-	-	-	8,16,174	15%	6,93,746
	Bus - AP 16 TE 4087	8,16,174	-	-	-	8,16,174	15%	6,93,746
	Bus - AP 16 TE 5705	10,31,362	-	-	-	10,31,362	15%	8,76,658
	Bus - AP 16 TE 5706	10,31,362	-	-	-	10,31,362	15%	8,76,658
	Bus - AP 16 TE 5707	10,31,362	-	-	-	10,31,362	15%	8,76,658
	Bus - AP 16 TE 5708	10,31,362	-	-	-	10,31,362	15%	8,76,658
	Bus - AP 16 TE 5709	10,31,362	-	-	-	10,31,362	15%	8,76,658
	Bus - AP 16 TE 8161	10,71,250	-	-	-	10,71,250	15%	9,10,068
	Bus - AP 16 TE 8162	10,55,936	-	-	-	10,55,936	15%	8,97,540
	Bus - AP 16 TE 8163	10,55,936	-	-	-	10,55,936	15%	8,97,540
	Bus - AP 16 TE 8164	10,55,936	-	-	-	10,55,936	15%	8,97,540
	Total ... (A)	2,36,88,045	-	-	-	2,36,88,045	15.35.207	2,00,32,939
	B) Cars:							
	Vehicle-9590 (Already Sold)	(1,31,363)	-	-	-	(1,31,363)	15%	(1,11,658)
	Vehicle- No 1588 (Already Sold)	(2,27,213)	-	-	-	(2,27,213)	15%	(1,93,131)
	Vehicle-No 2748 (Already Sold)	(9,670)	-	-	-	(9,670)	15%	(8,229)
	Vehicle - Custer (Already Sold)	(58,510)	-	-	-	(58,510)	15%	(49,741)
	Vehicle - AP 16BV 5445 (Already Sold)	(1,31,318)	-	-	-	(1,31,318)	15%	(1,11,620)
	Vehicle - AP 16 BV7227 (Already Sold)	(2,18,243)	-	-	-	(2,18,243)	15%	(1,85,907)
	Vehicle - Maruti Ertiga	2,64,405	-	-	-	2,64,405	15%	2,24,744
	Total ... (B)	(5,11,927)	-	-	-	(5,11,927)	(76,789)	(4,35,138)
	C) Others							
	Van - AP 16 TY 3099	1,41,431	-	-	-	1,41,431	15%	1,20,216
	Total ... (C)	1,41,431	-	-	-	1,41,431	21,215	1,20,216
	Total ... (2 = A+B+C)	2,31,97,549	-	-	-	2,31,97,549	34,78,632	1,97,17,816
	Total ... (1+2)	2,45,58,625	-	-	-	2,45,58,625	34,78,632	2,10,78,992

For AMRITA SAI EDUCATIONAL IMPROVEMENT TRUST

(Kudaravalli Ramesh Babu)  
 Chairman

(Kudaravalli Rama Mohana Rao)  
 Secretary

## 5. Deposits

Sl. No.	Particulars	ASIST		ASEI Trust		Total As on 31-Mar-2022	
		Rs.	Rs.	Rs.	Rs.	Rs.	Rs.
A)	Security Deposits:						
	Electricity Deposit	3,36,121	-	-	-	3,36,121	-
	NSIC Deposit	1,35,000	-	-	-	1,35,000	-
	Telephone Deposit	38,891	-	-	-	38,891	-
			5,10,012		-		5,10,012
	Total...		5,10,012		-		5,10,012

## 6. Other Current Assets

Sl. No.	Particulars	ASIST		ASEI Trust		Total As on 31-Mar-2022	
		Rs.	Rs.	Rs.	Rs.	Rs.	Rs.
1	Fee receivable from Government						
	F.Y.2012-13	6,82,500	-	-	-	6,82,500	-
	F.Y.2013-14	7,72,088	-	-	-	7,72,088	-
	F.Y.2014-15	4,43,050	-	-	-	4,43,050	-
	F.Y.2015-16	20,10,975	-	-	-	20,10,975	-
	F.Y.2016-17	14,58,825	-	-	-	14,58,825	-
			53,67,438		-		53,67,438
2	Fee Receivable from Students & Govt		10,03,72,197		-		10,03,72,197
3	Transport Fee Receivable		-		48,40,980		48,40,980
4	Advances given to Departmental HOD's		55,334		-		55,334
5	HOD Imprest		(31,950)		-		(31,950)
	- P Ankama Rao		1,47,287		-		1,47,287
	- KV Malikharjuna rao		83,632		-		83,632
	- P D Srinivas Rao		(500)		-		(500)
	- P V Sivarama Krishna		(13,548)		-		(13,548)
	- L Ajay Kumar		2,49,500		-		2,49,500
	- P Chiranjeevi		2,89,543		-		2,89,543
6	PMKVY Fund (AICTE) Receivable		49,512		-		49,512
7	Rental Advance		1,77,000		-		1,77,000
8	Balance at M N Rao & Associates Online Account		-		1,670		1,670
9	Income Tax Refund Receivable for the FY.2012-13		-		1,33,636		1,33,636
10	Income Tax Refund Receivable for the FY.2014-15		-		1,22,130		1,22,130
11	TCS on Purchase of Diesel		-		3,302		3,302
12	TDS on Purchase of Diesel		-		1,45,503		1,45,503
13	Tax Deducted by Others - F.Y.2019-20		1,627		-		1,627
14	TDS Receivable from Sundaram Finance		-		(32,855)		(32,855)
15	Salary Advances		1,99,500		-		1,99,500
16	Advance for Others		1,23,000		-		1,23,000
17	Ankamarao Transport Incharge		-		45,691		45,691
18	Advance for Vehicle Maintenance		1,92,240		-		1,92,240
19	Ch Siva Kumar Transport		83,991		-		83,991
20	Innovative Financial		14,16,000		-		14,16,000
21	Innogecks Technologies		5,44,910		-		5,44,910
22	Advance given for materials		26,000		-		26,000
23	TDS Receivable on Insurance Commission		-		6,461		6,461
24	TDS Receivable on Electricity Deposit		2,570		-		2,570
25	Accrued Interest on Bank FD		-		8,811		8,811
	Total...		10,93,35,383		52,75,329		11,46,10,712

For AMRITA SAI EDUCATIONAL IMPROVEMENT TRUST

(Kudaravalli Ramesh Babu)  
Chairman(Kudaravalli Rama Mohana Rao)  
Secretary

Amrita Sai Educational Improvement Trust, Paritala  
 FY : 2021-22


7. Cash & Cash Equivalents

Sl. No.	Particulars	ASIST		ASEI Trust		Total As on 31-Mar-2022	
		Rs.	Rs.	Rs.	Rs.	Rs.	Rs.
A)	Balance with Banks:						
1	Union Bank SB - 08341002990011	9,133	-	-	-	9,133	-
2	Union Bank SB - 137510011000376	19,082	-	-	-	19,082	-
3	Union Bank SB - 137510100004766	94,896	-	-	-	94,896	-
4	Central Bank of India CA - 3150270927	19,291	-	-	-	19,291	-
5	Central Bank of India CA - 3071790301	-	-	5,295	-	5,295	-
6	Central Bank of India SB - 3072590889	77,166	-	-	-	77,166	-
7	Central Bank of India SB - 3072632015	416	-	-	-	416	-
8	Central Bank of India SB - 3092005205	-	-	35,363	-	35,363	-
9	Central Bank of India SB - 3072633552	17,873	-	-	-	17,873	-
10	SBI - Paritala - 62275977854	11,428	-	-	-	11,428	-
11	SBI - KCL - 32895509086	22,211	-	-	-	22,211	-
12	SBI - KCL - CA A/c No.11382486865	-	-	73,977	-	73,977	-
13	HDFC CA - 50200024991567	-	-	-	-	-	-
14	CBI - CA - 3717332018	-	-	19,975	-	19,975	-
16	CBI - CA - 3724432984	-	-	14,665	-	14,665	-
			2,71,496		1,49,275		4,20,771
B)	Cash in Hand		31,37,293		3,49,481		34,86,754
	Total		34,08,789		4,98,736		39,07,525



(Kudaravalli Ramesh Babu)  
 Chairman

For AMRITA SAI EDUCATIONAL IMPROVEMENT TRUST



(Kudaravalli Rama Mohana Rao)  
 Secretary

Amrita Sai Educational Improvement Trust, Paritala

FY : 2021-22

8. Fee Collections

Sl.No	Particulars	ASIST Rs.	ASEI Trust Rs.	FY 2021-22 Total Rs.
1	Tuition Fee from Students	10,39,04,756	-	10,39,04,756
	<b>Total...</b>	<b>10,39,04,756</b>	<b>-</b>	<b>10,39,04,756</b>

9. Other Income


Sl.No	Particulars	ASIST Rs.	ASEI Trust Rs.	FY 2021-22 Total Rs.
1	Special Fee Collection	28,98,950	-	28,98,950
2	Alumni Fee	1,16,809	-	1,16,809
3	<b>Transportation Fee:</b>			
	Students	-	2,40,93,300	2,40,93,300
4	Registration Fee collection	3,05,900	-	3,05,900
5	Xerox Book Collection	3,71,255	-	3,71,255
6	Other Deduction	2,39,226	-	2,39,226
7	Consultancy Charges	5,08,425	-	5,08,425
8	Insurance Commission	-	3,23,000	3,23,000
9	<b>Exam Cell Account</b>			
	a) Exam Cell- Other Income	5,07,650	-	5,07,650
	b) Exam Fee Collection	11,19,174	-	11,19,174
10	<b>Interest received From Bank Accounts :</b>			
	a) Interest From AB 137510011000376	2,024	-	2,024
	b) Interest From AB 137510100004766	557	-	557
	b) Interest From AB 09341002990011	267	-	267
	c) Interest From CBI 3072580869	2,326	-	2,326
	d) Interest From CBI 3072632015	14,135	-	14,135
	e) Interest From CBI 3072633552	511	-	511
	f) Interest From CBI 3092005205	-	1,008	1,008
	g) Interest From SBI 6086	590	-	590
	h) Interest From SBH 7854	9,113	-	9,113
11	Interest on Electricity Deposit & Others	13,264	8,818	22,082
12	Refund on Income Tax for AY: 2020-21	1,760	-	1,760
13	Cholamandalam Ms General Insurance	-	1,29,534	1,29,534
	<b>Total...</b>	<b>61,11,936</b>	<b>2,45,55,660</b>	<b>3,06,67,596</b>

For AMRITA SAI EDUCATIONAL IMPROVEMENT TRUST



(Kudaravalli Ramesh Babu)

Chairman



(Kudaravalli Rama Mohana Rao)

Secretary

## 10. Affiliation Fee

S/N o.	Particulars	ASIST Rs.	ASEI Trust Rs.	FY 2021-22 Total Rs.
1	ASIST Polysel Fee	62,338	-	62,338
2	UNTUK Expenses	4,37,641	-	4,37,641
3	UNTUK Affiliation Fees	28,11,275	-	28,11,275
	<b>Total...</b>	<b>33,11,762</b>	<b>-</b>	<b>33,11,762</b>

## 11. Employee Benefit Expenses

S/N o.	Particulars	ASIST Rs.	ASEI Trust Rs.	FY 2021-22 Total Rs.
1	Salaries:			
	Teaching Staff Salaries	7,65,79,909	-	7,65,79,909
	Non-Teaching Staff Salaries	2,66,38,537	-	2,66,38,537
	<b>Total...</b>	<b>10,32,18,446</b>	<b>-</b>	<b>10,32,18,446</b>

## 12. Administrative Expenses and Other Expenses

S/N o.	Particulars	ASIST Rs.	ASEI Trust Rs.	FY 2021-22 Total Rs.
1	Repair & Maintenance			
	a) Computer Maintenance	1,60,048	-	1,60,048
	b) Electrical Maintenance	10,03,128	-	10,03,128
	c) Garden Maintenance	30,150	-	30,150
	d) Generator Maintenance	4,54,358	-	4,54,358
	e) Lab Maintenance	3,02,158	-	3,02,158
	f) Repairs & Maintenance - Buildings	11,64,286	-	11,64,286
	g) Repairs & Maintenance-Furniture	1,69,895	-	1,69,895
	h) Cleaning Maintenance	74,678	-	74,678
	i) Computer Spares and Accessories	3,96,056	-	3,96,056
	<b>Total of Repairs &amp; Maintenance ... (1)</b>	<b>37,54,757</b>	<b>-</b>	<b>37,54,757</b>

For Amrita Sai Educational Improvement Trust

For Amrita Sai Educational Improvement Trust

Chairman.

Secretary &amp; Correspondent

Amrita Sai Educational Improvement Trust, Paritala

FY: 2021-22

S.No	Particulars	ASIST Rs.	ASEI Trust Rs.	4,54,358
<b>2</b>	<b>Vehicle Maintenance</b>			
a)	Vehicles Diesel Oil	20,89,723	-	20,89,723
b)	Vehicles Insurance	95,676	-	95,676
c)	Vehicles Repairs & Maintenance	6,44,587	-	6,44,587
f)	Vehicles Parking Charges	4,000	2,700	6,700
g)	Buses Diesel Oil	-	66,19,420	66,19,420
h)	Buses Insurance	6,58,501	13,99,432	20,57,933
i)	Buses Repairs & Maintenance	-	14,34,255	14,34,255
j)	Buses Road Tax	1,67,950	84,600	2,52,550
k)	Buses Toll Charges	2,72,803	3,38,015	6,10,818
l)	Buses Break Expenses	-	1,82,880	1,82,880
J)	Vehicle Maintenance	-	1,027	1,027
k)	Buses Renewal Permit	-	7,350	7,350
	<b>Total of Vehicle Maintenance ... (2)</b>	<b>39,33,241</b>	<b>1,00,69,678</b>	<b>1,40,02,919</b>
<b>3</b>	<b>Exam Cell Account</b>			
	Exam Cell Expenses	12,35,994	-	12,35,994
	Exam Cell Spot Valuation Account	2,61,627	-	2,61,627
	Exam Conducting Fees	18,99,090	-	18,99,090
	External Lab Remuneration	1,31,906	-	1,31,906
	JNTUK Exam Fee	4,84,442	-	4,84,442
	Staff remuneration-Exam cell	3,81,176	-	3,81,176
	Autonomous Spot Valuation Expenses	32,011	-	32,011
	<b>Total of Exam Cell Expenses ... (3)</b>	<b>44,26,246</b>	<b>-</b>	<b>44,26,246</b>

For Amrita Sai Educational Improvement Trust

For Amrita Sai Educational Improvement Trust



Chairman.



Secretary & Correspondent

## Amrita Sai Educational Improvement Trust, Paritala

FY : 2021-22

Sl. No	Particulars	ASIST Rs.	ASEI Trust Rs.	2,61,627
4	<b>Other Administrative Expenses</b>			
	Admin Charges - EPF	7,891	-	7,891
	Advertisement Charges	14,75,949	-	14,75,949
	AICTE FEES	2,08,234	-	2,08,234
	APSCHE BOARD	2,16,222	-	2,16,222
	Audit Fees	3,54,000	-	3,54,000
	Autonomous Expenses	2,50,553	-	2,50,553
	Bank Charges	4,630	22,163	26,793
	Building Insurance	40,000	-	40,000
	Campaigning Expenses	2,41,157	-	2,41,157
	Department Operational Expenses	5,25,600	-	5,25,600
	Donations	2,13,000	-	2,13,000
	Electricity Charges	12,50,816	-	12,50,816
	E.P.F Expenses	2,10,396	-	2,10,396
	Faculty Development Expenses	5,42,158	-	5,42,158
	Functions & Celebration Expenses	12,22,747	-	12,22,747
	General Expenses	56,778	7,200	63,998
	Guest Lecture Expenses	4,94,775	-	4,94,775
	Inspection Fee	70,000	-	70,000
	Interest on TDS Payments	3,399	-	3,399
	Internet Expenses	2,35,899	-	2,35,899
	Journals & Subscriptions	5,04,798	-	5,04,798
	Library Expenses	67,622	-	67,622
	Mineral Water Expenses	34,850	-	34,850
	Pooja Expenses	78,464	516	78,980
	Postage & Courier Charges	6,525	-	6,525
	Printing & Stationery Expenses	13,04,135	-	13,04,135

For Amrita Sai Educational Improvement Trust

For Amrita Sai Educational Improvement Trust



Chairman.




Secretary &amp; Correspondent


Amrita Sai Educational Improvement Trust, Paritala

FY : 2021-22

Sl.No	Particulars	ASIST Rs.	ASEI Trust Rs.	70,000
	Promotion Expenses	3,06,962	-	3,06,962
	R & D Expenses	2,71,868	-	2,71,868
	Refund of Fees	63,450	-	63,450
	Security Charges	9,14,195	-	9,14,195
	Seminars & Workshop Expenses	2,79,742	-	2,79,742
	Skill Development Training Expenses	2,19,920	-	2,19,920
	Sports Expenses	2,800	-	2,800
	Staff Welfare / Medical Aid	1,62,490	-	1,62,490
	Student Welfare	8,89,551	-	8,89,551
	Telephone Charges	1,38,772	-	1,38,772
	Training & Placement Expenses	6,37,908	-	6,37,908
	Travelling Expenses	2,98,221	6,390	3,04,611
	Round off	-20	-27	-47
	City Office Exp	5,35,637	-	5,35,637
	Covid Expenses	1,41,864	-	1,41,864
	WFRS Rent	3,533	-	3,533
	Penalty For Late Payment	89,890	13,068	93,956
	Property Tax	3,38,882	-	3,38,882
	Staff Insurance	2,01,863	-	2,01,863
	Meeting Expenses	3,16,809	-	3,16,809
	Buses Pollution	-	3,520	3,520
	Other Expenses	45,339	-	45,339
	General Insurance	88,267	-	88,267
	Professional Charges	49,300	-	49,300
	APPGE CET Spot Admission	21,047	-	21,047
	<b>Total of Other Administrative Expenses ... (4)</b>	<b>1,56,29,906</b>	<b>52,828</b>	<b>1,56,82,734</b>
	<b>Total (1) + (2) + (3) + (4) ...</b>	<b>2,77,44,150</b>	<b>1,01,22,506</b>	<b>3,78,66,656</b>

For Amrita Sai Educational Improvement Trust

For Amrita Sai Educational Improvement Trust



Chairman



Secretary & Correspondent




**13. Finance Cost**

Sl o	Particulars	ASIST	ASEI Trust	FY 2021-22 Total
		Rs.	Rs.	Rs.
1	Interest on CBI OD 3073359600	-	17,22,967	17,22,967
2	Interest on CBI Term Loan - 1814	-	3,85,425	3,85,425
3	Loan Processing Charges	-	5,900	5,900
4	Interest on Unsecured Loan-K.Mrudhula	-	2,91,299	2,91,299
5	Interest on Unsecured Loan-M/s Jaya Sai Aqua	-	13,21,897	13,21,897
6	Penal Interest for late payment	-	53,645	53,645
7	Interest on Sundaram Finance Loan -164	-	1,27,589	1,27,589
	Total..	-	39,08,722	39,08,722

For AMRITA SAI EDUCATIONAL IMPROVEMENT TRUST



(Kudaravalli Ramesh Babu)  
Chairman



(Kudaravalli Rama Mohana Rao)  
Secretary

## 14. Closing Current Liabilities (Unpaid) as on 31-Mar-2022

## 14.1. Sundry Creditors

Sl No.	Particulars	ASIST		ASEI Trust		Total As on 31-Mar-2022	
		Rs.	Rs.	Rs.	Rs.	Rs.	Rs.
1	Ajay Shaik	-	-	6,390	-	6,390	-
2	Sai Tyre Traders	-	-	13,000	-	13,000	-
3	JBS Communication & Technologies	(4,08,939)	-	-	-	(4,08,939)	-
4	M Srinivasarao Phynoel & Sopa Oil	3,300	-	-	-	3,300	-
5	Jasper Industries Pvt Ltd	-	-	1,80,181	-	1,80,181	-
6	N Satya Naryana	-	-	2,700	-	2,700	-
7	Sattammatali Trucks & Wheel Care	-	-	26,585	-	26,585	-
8	Venkateswara Service Station	-	-	7,66,091	-	7,66,091	-
9	Masters Security & Service Providers	68,275	-	-	-	68,275	-
10	Ramesh Electrical & Mechinal Works	27,785	-	-	-	27,785	-
11	Royal Pipe Agencies	3,300	-	-	-	3,300	-
12	Rasool Wedding work	4,650	-	-	-	4,650	-
13	Meghana Media Communications	1,62,571	-	-	-	1,62,571	-
14	Nabeen Computers	4,800	-	-	-	4,800	-
15	Ortkar Graphics Tenali	2,31,152	-	-	-	2,31,152	-
16	Raja Radio Computer Shocking	2,900	-	-	-	2,900	-
17	PVP Associates	1,000	-	-	-	1,000	-
18	Sri Lakshmi Engineering Works	-	-	5,950	-	5,950	-
19	Sri Rama Auto mobiles	-	-	9,835	-	9,835	-
20	Sathwik Ads	74,163	-	-	-	74,163	-
21	Roy Tyres A/c	1,23,400	-	-	-	1,23,400	-
22	Enoch Advance	23,367	-	-	-	23,367	-
23	G Ravindra Babu	3,200	-	-	-	3,200	-
24	Baluguri Sambasiva Rao	28,290	-	-	-	28,290	-
25	Beena Parthasarathy Pultcha	54,500	-	-	-	54,500	-
26	Dileep Agencies	12,000	-	-	-	12,000	-
27	Deluxa Scientific & Chemical Company	41,748	-	-	-	41,748	-
28	Integrated Electronics	40,47,186	-	-	-	40,47,186	-
29	Karthik Car Travels	3,516	-	-	-	3,516	-
30	Lakshmi Deepthi Agencies	29,021	-	-	-	29,021	-
31	Quality Hotel DV Manor	2,382	-	-	-	2,382	-
32	Sri Vijayalakshmi Stone Crusher	6,000	-	-	-	6,000	-
33	Vijayasri Jute Company	5,670	-	-	-	5,670	-
34	Sri Laxmi Battery Works	1,38,600	-	-	-	1,38,600	-
			46,93,836		10,10,712		57,04,548
	<b>Total</b>		<b>46,93,836</b>		<b>10,10,712</b>		<b>57,04,548</b>

For Amrita Sai Educational Improvement Trust

For Amrita Sai Educational Improvement Trust


Chairman.


Secretary &amp; Correspondent.

14.2. Other Current Liabilities

Sl. No.	Particulars	ASIST		ASEI Trust		Total As on 31-Mar-2022	
		Rs.	Rs.	Rs.	Rs.	Rs.	Rs.
1	Audit Fee Payable	6,00,250		-		6,00,250	
2	EPF Payable	36,634		-		36,634	
3	JNTUK Fee payable	93,98,338		-		93,98,338	
4	Professional Tax Payable	8,32,900		-		8,32,900	
5	Salaries Payable	1,30,98,604		-		1,30,98,604	
6	Transport Fee Payable	48,40,980		-		48,40,980	
7	TDS Payable		2,88,07,706		-		2,88,07,706
	TDS on Salaries - 192B	58,098		-		58,098	
	TDS on Interest other than securities - 194A	-		1,57,712		1,57,712	
	TDS on Contracts -194C FY: 2021-22	12,654		-		12,654	
	TDS on Professional Charges - 194J	44,600		-		44,600	
			1,15,352		1,57,712		2,73,064
	Total		2,89,23,058		1,57,712		2,90,80,770
Total Current Liabilities (14.1 + 14.2)			3,36,10,895		11,68,424		3,47,79,319

For AMRITA SAI EDUCATIONAL IMPROVEMENT TRUST

  
(Kudaravalli Ramesh Babu)  
Chairman

  
(Kudaravalli Rama Mohana Rao)  
Secretary

## 4. Fixed Assets

Sl. No.	Name of the Asset	Opening Balance as on 01-Apr-2021 Rs.	Additions		Deletions Rs.	Total Rs.	Rate of Depreciation	Depreciation Rs.	Closing Balance as on 31-Mar-2022 Rs.
			Upto 30-Sep-2021 Rs.	After 30-Sep-2021 Rs.					
1	Site - Block A - 0% Land	13,61,076	-	-	-	13,61,076	-	-	13,61,076
	Total... (1)	13,61,076	-	-	-	13,61,076	-	-	13,61,076
2	Buildings - Block B - 10% Buildings Work in Progress	3,67,87,355	-	-	-	3,67,87,355	10%	36,78,736	3,31,08,620
	Total... (2)	3,67,87,355	-	-	-	3,67,87,355		36,78,736	3,31,08,620
3	Furniture, Fixtures & Fittings - Block C - 10%								
	Air Conditioner	5,69,078	-	-	-	5,69,078	10%	56,908	5,12,170
	Class Room Boards	1,40,836	-	42,240	-	1,83,076	10%	16,196	1,66,880
	Sports Items	2,74,062	-	-	-	2,74,062	10%	27,406	2,46,655
	Benches	4,49,625	-	-	-	4,49,625	10%	44,963	4,04,663
	Access Card Reader	11,066	-	-	-	11,066	10%	1,107	9,960
	Furniture	19,91,481	-	7,07,520	-	26,98,981	10%	2,34,522	24,64,459
	Tata Sky Dish	543	-	-	-	543	10%	54	488
	Executive Chairs	53,705	-	-	-	53,705	10%	5,371	48,335
	Wall Fans	22,616	-	-	-	22,616	10%	2,262	20,354
	Total... (3)	35,12,991	-	7,49,760	-	42,62,751		3,88,787	38,73,964

## 4. Fixed Assets

Sl. No.	Name of the Asset	Opening Balance as on 01-Apr-2021 Rs.	Additions		Deletions Rs.	Total Rs.	Rate of Depreciation	Depreciation Rs.	Closing Balance as on 31-Mar-2022 Rs.
			Upto 30-Sep-2021 Rs.	After 30-Sep-2021 Rs.					
4	<b>Vehicles - Block D - 15%</b>								
	<b>A) Buses:</b>								
	Bus- AP 07 X 0414 (Already Sold)	(35,600)	-	-	-	(35,600)	15%	(5,340)	(30,260)
	Bus- AP 24 U 3999 (Already Sold)	(33,328)	-	-	-	(33,328)	15%	(4,999)	(28,329)
	Bus- AP 24 W 4949 (Already Sold)	(79,761)	-	-	-	(79,761)	15%	(11,964)	(67,797)
	Bus - AP 16 TE 0235	5,98,134	-	-	-	5,98,134	15%	89,720	5,08,414
	Bus - AP 16 TE 0236	5,98,134	-	-	-	5,98,134	15%	89,720	5,08,414
	Bus - AP 16 TE 0237	5,98,134	-	-	-	5,98,134	15%	89,720	5,08,414
	Bus - AP 16 TE 0238	5,98,134	-	-	-	5,98,134	15%	89,720	5,08,414
	Bus - AP 16 TE 0245	5,98,134	-	-	-	5,98,134	15%	89,720	5,08,414
	Bus - AP 16 TE 0246	5,98,134	-	-	-	5,98,134	15%	89,720	5,08,414
	Bus - AP 16 TE 0247	5,98,134	-	-	-	5,98,134	15%	89,720	5,08,414
	Bus - AP 16 TE 0248	5,98,134	-	-	-	5,98,134	15%	89,720	5,08,414
	Bus - AP 16 TE 1386	5,16,568	-	-	-	5,16,568	15%	77,485	4,39,083
	Bus - AP 16 TE 1387	5,16,568	-	-	-	5,16,568	15%	77,485	4,39,083
	Bus - AP 16 TE 1389	5,16,568	-	-	-	5,16,568	15%	77,485	4,39,083
	Bus - AP 16 TE 1390	5,16,568	-	-	-	5,16,568	15%	77,485	4,39,083
	Bus - AP 16 TE 2386	7,00,805	-	-	-	7,00,805	15%	1,05,121	5,95,684
	Bus - AP 16 TE 2387	7,00,805	-	-	-	7,00,805	15%	1,05,121	5,95,684
	Bus - AP 16 TE 2390	7,00,805	-	-	-	7,00,805	15%	1,05,121	5,95,684
	Bus - AP 16 TE 2391	7,00,805	-	-	-	7,00,805	15%	1,05,121	5,95,684

## 4. Fixed Assets

Sl. No.	Name of the Asset	Opening Balance as on 01-Apr-2021 Rs.	Additions		Deletions Rs.	Total Rs.	Rate of Depreciation	Depreciation Rs.	Closing Balance as on 31-Mar-2022 Rs.
			Upto 30-Sep-2021 Rs.	After 30-Sep-2021 Rs.					
	Bus - AP 16 TE 2392	7,00,805	-	-	-	7,00,805	15%	1,05,121	5,95,684
	Bus - AP 16 TE 2393	7,00,805	-	-	-	7,00,805	15%	1,05,121	5,95,684
	Bus - AP 16 TE 4054	8,16,174	-	-	-	8,16,174	15%	1,22,426	6,93,748
	Bus - AP 16 TE 4058	8,16,174	-	-	-	8,16,174	15%	1,22,426	6,93,748
	Bus - AP 16 TE 4060	8,16,174	-	-	-	8,16,174	15%	1,22,426	6,93,748
	Bus - AP 16 TE 4097	8,16,174	-	-	-	8,16,174	15%	1,22,426	6,93,748
	Bus - AP 16 TE 5705	10,31,362	-	-	-	10,31,362	15%	1,54,704	8,76,658
	Bus - AP 16 TE 5706	10,31,362	-	-	-	10,31,362	15%	1,54,704	8,76,658
	Bus - AP 16 TE 5707	10,31,362	-	-	-	10,31,362	15%	1,54,704	8,76,658
	Bus - AP 16 TE 5708	10,31,362	-	-	-	10,31,362	15%	1,54,704	8,76,658
	Bus - AP 16 TE 5709	10,31,362	-	-	-	10,31,362	15%	1,54,704	8,76,658
	Bus - AP 16 TE 6161	10,71,250	-	-	-	10,71,250	15%	1,60,688	9,10,563
	Bus - AP 16 TE 6162	10,55,936	-	-	-	10,55,936	15%	1,58,390	8,97,545
	Bus - AP 16 TE 6163	10,55,936	-	-	-	10,55,936	15%	1,58,390	8,97,545
	Bus - AP 16 TE 6164	10,55,936	-	-	-	10,55,936	15%	1,58,390	8,97,545
	<b>Total.... (A)</b>	<b>2,35,68,045</b>				<b>2,35,68,045</b>		<b>35,35,207</b>	<b>2,00,32,839</b>
	<b>B) Cars:</b>								
	Vehicle-9660 (Already Sold)	(1,31,363)	-	-	-	(1,31,363)	15%	(19,704)	(1,11,658)
	Vehicle- No.1888 (Already Sold)	(2,27,213)	-	-	-	(2,27,213)	15%	(34,082)	(1,93,131)
	Vehicle-No-2748 (Already Sold)	(9,678)	-	-	-	(9,678)	15%	(1,451)	(8,225)
	Vehicle - Duster (Already Sold)	(58,519)	-	-	-	(58,519)	15%	(8,778)	(49,741)
	Verna - AP 16BU 5445 (Already Sold)	(1,31,318)	-	-	-	(1,31,318)	15%	(19,698)	(1,11,620)
	Vehicle - AP-16 BV7227 (Already Sold)	(2,18,243)	-	-	-	(2,18,243)	15%	(32,737)	(1,85,507)
	Vehicle - Maruti Ertiga	2,64,405	-	-	-	2,64,405	15%	39,661	2,24,744
	Innova - AP16 BV 0009	3,48,004	-	-	-	3,48,004	15%	52,201	2,95,804
	Innova Car - AP 16 CR 0019	6,54,128	-	-	-	6,54,128	15%	98,119	5,56,009
	Innova Car - AP 16 CR 5778	6,54,128	-	-	-	6,54,128	15%	98,119	5,56,009
	Innova Car - AP 16 DK 0019	7,93,403	-	-	-	7,93,403	15%	1,19,010	6,74,393
	Ford Ecosport - AP 16 DK 0909	3,99,334	-	-	-	3,99,334	15%	59,900	3,39,434
	Crysta Car - AP 16 DK 2368	10,91,510	-	-	-	10,91,510	15%	1,63,726	9,27,783
	Fortuner - AP 39 AD 0019	20,86,564	-	-	-	20,86,564	15%	3,12,985	17,73,579
	<b>Total.... (B)</b>	<b>55,15,144</b>				<b>55,15,144</b>		<b>8,27,272</b>	<b>46,87,872</b>

## 4. Fixed Assets

Sl. No.	Name of the Asset	Opening Balance as on 01-Apr-2021 Rs.	Additions		Deletions Rs.	Total Rs.	Rate of Depreciation	Depreciation Rs.	Closing Balance as on 31-Mar-2022 Rs.
			Upto 30-Sep-2021 Rs.	After 30-Sep-2021 Rs.					
	<b>C) Others</b>								
	Van - AP 16 TY 3099	1,41,431	-	-	-	1,41,431	15%	21,215	1,20,216
	Water Tanker	9,497	-	-	-	9,497	15%	1,425	8,072
	<b>Total... (C)</b>	<b>1,50,928</b>	<b>-</b>	<b>-</b>	<b>-</b>	<b>1,50,928</b>		<b>22,639</b>	<b>1,28,289</b>
	<b>Total... (4 = A+B+C)</b>	<b>2,92,34,117</b>	<b>-</b>	<b>-</b>	<b>-</b>	<b>2,92,34,117</b>		<b>43,85,118</b>	<b>2,48,48,999</b>
5	<b>Plant &amp; Machinery - Block E - 15%</b>								
	<b>A) Lab Equipment</b>								
	ECE Lab Equipment	5,76,385	-	-	-	5,76,385	15%	86,458	4,89,927
	EEE - Lab Equipment	4,72,947	-	-	-	4,72,947	15%	70,942	4,02,005
	Chemistry lab equipments	96,003	-	-	-	96,003	15%	14,400	81,603
	Physics lab equipments	21,548	-	-	-	21,548	15%	3,232	18,316
	Mechanical -Lab Equipment	12,90,997	-	-	-	12,90,997	15%	1,93,650	10,97,347
	Electronic & Lab Equipments	4,90,811	-	-	-	4,90,811	15%	73,622	4,17,189
	Lab Equipments	21,56,261	-	20,874	-	21,77,135	15%	3,25,005	18,52,130
	Gym Equipment	1,11,057	-	-	-	1,11,057	15%	16,659	94,398
	Fire safety equipment	6,81,739	-	-	-	6,81,739	15%	1,02,261	5,79,478
	<b>B) Others</b>								
	Biometric Machines	1,68,605	-	-	-	1,68,605	15%	25,291	1,43,314
	HT Capacitors	8,469	-	-	-	8,469	15%	1,270	7,199
	HP Motor	21,517	-	-	-	21,517	15%	3,228	18,290
	Cardless Phone	914	-	-	-	914	15%	137	776
	Cash Counting Machine	9,912	-	28,320	-	38,232	15%	3,611	34,621
	Finance Calculators	1,225	-	-	-	1,225	15%	184	1,041
	Hard Disc	30,839	-	-	-	30,839	15%	4,626	26,213
	Mobile Phones	29,409	-	-	-	29,409	15%	4,411	24,998
	Generator	64,396	-	-	-	64,396	15%	9,659	54,737
	Transformer HT	1,01,007	-	-	-	1,01,007	15%	15,151	85,856
	Xerox Machines	1,50,383	-	-	-	1,50,383	15%	22,558	1,27,826
	Electrical Equipment - 10%	4,32,530	-	-	-	4,32,530	10%	43,253	3,89,277
	Water Coolers	91,812	-	-	-	91,812	15%	13,772	78,040
	1000 LPH RO Plant	1,48,444	-	-	-	1,48,444	15%	22,267	1,26,177
	<b>Total... (5)</b>	<b>71,57,209</b>	<b>-</b>	<b>49,194</b>	<b>-</b>	<b>72,06,403</b>		<b>10,55,644</b>	<b>61,50,759</b>


## 4. Fixed Assets

Sl. No.	Name of the Asset	Opening Balance as on 01-Apr-2021 Rs.	Additions		Deletions Rs.	Total Rs.	Rate of Depreciation	Depreciation Rs.	Closing Balance as on 31-Mar-2022 Rs.
			Upto 30-Sep-2021 Rs.	After 30-Sep-2021 Rs.					
6	<b>Computers &amp; Devices - Block F - 40%</b>								
	Computers	15,82,703	69,500	34,09,000	-	50,61,203	40%	13,42,681	37,18,522
	Printer	1,32,761	-	-	-	1,32,761	40%	53,104	79,657
	Batteries	1,22,709	-	1,36,801	-	2,59,510	40%	76,444	1,83,066
	Laptops	1,88,385	-	-	-	1,88,385	40%	75,354	1,13,031
	Projector	1,44,898	-	-	-	1,44,898	40%	57,959	86,939
	UPS	98,339	16,900	6,60,000	-	7,75,239	40%	1,78,095	5,97,143
	Scanner	19	-	-	-	19	40%	7	11
	Server Software	3,57,524	-	-	-	3,57,524	40%	1,43,010	2,14,515
	College Inverter	14	-	-	-	14	40%	6	9
	Internet Equipment	272	-	-	-	272	40%	109	163
	Intercom	376	-	-	-	376	40%	150	225
	A V Projector	265	-	-	-	265	40%	106	159
	Nikon B-700 Digital Camera	1,946	-	-	-	1,946	40%	778	1,168
	Camera	206	-	-	-	206	40%	82	123
	CC Cameras	2,87,721	-	-	-	2,87,721	40%	1,15,088	1,72,633
	Tally Software	24,948	-	-	-	24,948	40%	9,979	14,969
	UPS-860VA (Microtech)	6,660	-	-	-	6,660	40%	2,664	3,996
	UPS-10KVA online sys with batteries	95,493	-	-	-	95,493	40%	38,197	57,296
	LED TV	17,768	-	-	-	17,768	40%	7,107	10,661
	Computer accessories	5,41,692	-	-	-	5,41,692	40%	2,16,677	3,25,015
	<b>Total... (6)</b>	<b>36,04,700</b>	<b>86,400</b>	<b>42,05,801</b>	<b>-</b>	<b>78,96,901</b>		<b>23,17,600</b>	<b>55,79,301</b>
7	<b>Library - Block - G - 40%</b>								
	Library Books	63,844	-	-	-	63,844	40%	25,538	38,306
	<b>Total... (7)</b>	<b>63,844</b>	<b>-</b>	<b>-</b>	<b>-</b>	<b>63,844</b>		<b>25,538</b>	<b>38,306</b>
	<b>Total... (1+2+3+4+5+6+7)</b>	<b>8,17,21,293</b>	<b>86,400</b>	<b>50,04,755</b>	<b>-</b>	<b>8,68,12,448</b>		<b>1,18,51,422</b>	<b>7,49,61,025</b>

For AMRITA SAI EDUCATIONAL IMPROVEMENT TRUST



(Kudaravalli Ramesh Babu)  
Chairman



(Kudaravalli Rama Mohana Rao)  
Secretary



**4.4.1 Percentage of Expenditure  
Incurred on Maintenance of Physical  
Facilities and academic Support  
Facilities Excluding Salary component  
Year 2020-2021**


4.1.2 Percentage of expenditure excluding salary for infrastructure development and augmentation year wise during the last five years


4.2.2 Percentage of expenditure for purchase of books/ e-books and subscription to journals/e-journals year wise during the last five years

4.4.1 Percentage expenditure incurred on maintenance of physical facilities and academic support facilities excluding salary component, during the last five years

2020-2021

Head/Sub head of Expenditure	Item of expenditure	Expenditure for infrastructure development and augmentation (in INR)	Expenditure on purchase of books/ebooks and subscription to journals/e-journals (in INR)	Expenditure on maintenace of physical facilities and academic support facilities (in INR)	expenditure on Salary component/ wages (in INR)	Other expenditures (in INR)
Affiliation fee	Affiliation fee	0	0	3414194	0	0
Employees Benefits	Employees Benefits	0	0	107979	64348250	0
Administrative Exp...		774214	0	11066760	0	0
Academic Expenses	Academic Expenses	0	537108	8958684	0	0
Finace Cost	Finace Cost	3217300	0	0	0	0
Depreciation	Depreciation	13086451	0	0	0	0
fixed assets	computers & devices	839050				

  
IQAC CO-ORDINATOR

  
PRINCIPAL  
PRINCIPAL  
Amrita Sai Institute of Science and Technology  
Amrita Sai Nagar, Paritala  
Krishna Dist 521 180

M/s. Amrita Sai Educational Improvement Trust  
Paritala - 521 180

PAN: AABTA 8734 G/ APR - C - 074 - 01  
EXEMPTION CIRCLE, VIJAYAWADA

Audit Report under **Section 12A(b)** of the Income Tax Act, 1961  
For the period ended 31<sup>st</sup> March, 2021

AUDITORS

M N RAO & ASSOCIATES

CHARTERED ACCOUNTANTS

Vaishnavi Plaza (2<sup>nd</sup> Floor),

D. No: 40-6/3-9,

Near V.P Siddhartha Public School,

Moghalrajpuram,

VIJAYAWADA - 520 010

Phone: 0866 - 248 02 01

0866 - 248 03 01

0866 - 248 04 01

Email: mnrao.ca@gmail.com



**INDEPENDENT AUDITORS' REPORT**

To  
The Trustees  
Amrita Sai Educational Improvement Trust

**Report on the Financial Statements:**

**Opinion:**

We have audited the financial statements of THE AMRITA SAI EDUCATIONAL IMPROVEMENT TRUST ("the Trust") (Reg. No. 265/2006), having Reg. Office at PARITALA - 521 108, which comprise the Balance Sheet as at 31<sup>st</sup> March 2021, the Income and Expenditure Account and the Statement of the Receipts and Payment for the year the ended 31<sup>st</sup> March 2021

In our opinion, the accompanying financial statements give a true and fair view of the financial position of the trust as at 31<sup>st</sup> March 2021; and of its financial performance for the year then ended in accordance with the Accounting Standards issued by the Institute of Chartered Accountants of India (ICAI).

**Basis for Opinion:**

We conducted our audit of the financial statements in accordance with the Standards on Auditing issued by ICAI. Our responsibilities under those Standards are further described in the Auditor's Responsibilities for the Audit of the Financial Statements section of our report. We are independent of the Trust in accordance with the Code of Ethics issued by the Institute of Chartered Accountants of India (ICAI) together with the ethical requirements that are relevant to our audit of the financial statements and we have fulfilled our other ethical responsibilities in accordance with these requirements and the ICAI's Code of Ethics.

We believe that the audit evidence obtained by us is sufficient and appropriate to provide a basis for our audit opinion on the financial statements.

**Management Responsibility for the Financial Statements:**

Management is responsible for the preparation and fair presentation of the financial statements in accordance with the aforesaid Accounting Standards, and for such internal controls as management determines necessary to enable the preparation of the financial statements that are free from material misstatement, whether due to fraud or error.

In preparing the financial statements, management is responsible for assessing the Trust's ability to continue as a going concern, disclosing, as applicable, matters related to going concern and using the going concern basis of accounting unless management either intends to liquidate the Trust or to cease operations, or has no realistic alternative but to do so.

The Board of Trustees is responsible for overseeing the Trust's financial reporting process.

Head Office : Vaishnavi Plaza (2<sup>nd</sup> Floor); # 40-5/3-9, Near V. P. Siddhartha Public School, Mogalajapuram,  
Vijayawada - 520 010, Andhra Pradesh, INDIA.

Branch Offices : • Tenali • Hyderabad • Narasaraopet



### **Auditor's Responsibility for the Audit of the Financial Statements:**

Our objectives are to obtain reasonable assurance about whether the financial statements as a whole are free from material misstatement, whether due to fraud or error, and to issue an auditor's report that includes our opinion.

Reasonable assurance is a high level of assurance, but is not a guarantee that an audit conducted in accordance with Standards on Auditing will always detect a material misstatement when it exists.

Misstatements can arise from fraud or error and are considered material if, individually or in the aggregate, they could reasonably be expected to influence the economic decisions of users taken on the basis of these financial statements.

As part of an audit in accordance with Standards on Auditing, we exercise professional judgment and maintain professional skepticism throughout the audit. We also:

- Identify and assess the risks of material misstatement of the financial statements, whether due to fraud or error, design and perform audit procedures responsive to those risks, and obtain audit evidence that is sufficient and appropriate to provide a basis for our opinion. The risk of not detecting a material misstatement resulting from fraud is higher than for one resulting from error, as fraud may involve collusion, forgery, intentional omissions, misrepresentations, or the override of internal control.
- Obtain an understanding of internal control relevant to the audit in order to design audit procedures that are appropriate in the circumstances, but not for the purpose of expression of opinion on the effectiveness of the Trust's internal controls.
- Evaluate the appropriateness of accounting policies used and the reasonableness of accounting estimates and related disclosures made by management.
- Conclude on the appropriateness of management's use of the going concern basis of accounting and, based on the audit evidence obtained, whether a material uncertainty exists related to events or conditions that may cast significant doubt on the Trust's ability to continue as a going concern. If we conclude that a material uncertainty exists, we are required to draw attention in our auditor's report to the related disclosures in the financial statements or, if such disclosures are inadequate, to modify our opinion. Our conclusions are based on the audit evidence obtained up to the date of our auditor's report. However, future events or conditions may cause the Trust to cease to continue as a going concern.
- Evaluate the overall presentation, structure and content of the financial statements, including the disclosures, and whether the financial statements represent the underlying transactions and events in a manner that achieves fair presentation.

We communicate with those charged with governance regarding, among other matters, the planned scope and timing of the audit and significant audit findings, including any significant deficiencies in internal control that we identify during our audit.



We also provide those charged with governance with a statement that we have complied with relevant ethical requirements regarding independence, and to communicate with them all relationships and other matters that may reasonably be thought to bear on our independence, and where applicable, related safeguards.

**Report on Other Legal and Regulatory Requirements:**

Further, we report that:

- We have obtained all the information and explanations which to the best of our knowledge and belief were necessary for the purpose of our audit;
- In our opinion proper books of account as required by law have been kept by the Trust so far as appears from our examination of those books;
- The Balance Sheet, Income and Expenditure Account, and the Statement of Receipts and Payments dealt with by this Report are in agreement with the books of account.

Place: Vijayawada  
Date: 15-Feb-2022



For M. N. RAO & ASSOCIATES  
Chartered Accountants  
Firm Reg. No: 005386S

*T S Rama Mohana Rao*

(T S Rama Mohana Rao)  
Partner

Membership No. 200613  
UDIN: 2220613AC0JRA6850

Amrita Sai Educational Improvement Trust, Paritala

FY : 2020-21

Balance Sheet as at 31-Mar-2021

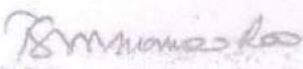
Particulars	Notes	ASIST Rs	ASEITrust Rs	Total Rs.
<b>I) Liabilities</b>				
<b>Members Fund:</b>				
Corpus Fund		-	1,33,27,434	1,33,27,434
Capital Fund	1	7,87,71,796	85,46,622	8,73,18,418
<b>Long Term Borrowings:</b>				
Secured Loans	2	-	2,67,19,737	2,67,19,737
Unsecured Loans	3	-	3,67,09,434	3,67,09,434
<b>Current Liabilities:</b>				
Sundry Creditors	4	16,34,202	70,427	17,04,629
Current Liabilities	5	6,41,13,917	1,70,931	6,42,84,848
ASEI Trust		5,52,54,093	-	-
<b>Total...</b>		<b>19,97,74,009</b>	<b>8,55,44,586</b>	<b>23,00,64,500</b>
<b>II) Assets</b>				
<b>Non Current Assets:</b>				
Fixed Assets	6	5,71,62,670	2,45,58,616	8,17,21,286
Deposits	7	4,98,078	-	4,98,078
<b>Current Assets:</b>				
Other Current Assets	8	13,94,10,438	36,06,936	14,30,17,374
Cash & Bank Balances	9	27,02,822	21,24,940	48,27,762
ASIST		-	5,52,54,093	-
<b>Total...</b>		<b>19,97,74,009</b>	<b>8,55,44,586</b>	<b>23,00,64,500</b>

As per our separate report of even date

For **M.N.RAO & ASSOCIATES**

Chartered Accountants

Firm Reg.No 005386S


  
(T S Rama Mohana Rao)  
Partner


Membership No.200613

UDIN : 2220613AC0JRA6850



For **AMRITA SAI EDUCATIONAL  
IMPROVEMENT TRUST**

  
(Kudaravalli Ramesh Babu)  
Chairman

  
(Kudaravalli Rama Mohana Rao)  
Secretary

Place : Vijayawada

Date : 15-Feb-2022


Amrita Sai Educational Improvement Trust, Paritala  
FY : 2020-21

Income and Expenditure Account for the year ended 31-Mar-2021

Particulars	Notes	ASIST Rs.	ASEI Trust Rs.	Total Rs.
<b>A. Incomes :</b>				
a) Fee Collections	10	9,47,55,000	-	9,47,55,000
b) Other Incomes	11	50,00,581	1,61,91,839	2,41,92,420
<b>Total... (A)</b>		<b>10,27,55,581</b>	<b>1,61,91,839</b>	<b>11,89,47,420</b>
<b>B. Expenditure :</b>				
a) Affiliation Fee	12	33,88,462	-	33,88,462
b) Employee Benefit Expenses	13	6,32,71,367	-	6,32,71,367
c) Administrative Expenses and Other Expenses	14	2,84,06,468	37,36,701	2,71,43,169
d) Finance Cost	15	-	31,60,841	31,60,841
e) Depreciation	6	89,92,766	40,93,685	1,30,86,451
<b>Total... (B)</b>		<b>9,90,59,063</b>	<b>1,09,91,227</b>	<b>11,00,50,290</b>
<b>Excess of Income over Expenditure (A-B)</b>	-	<b>36,96,518</b>	<b>52,00,612</b>	<b>88,97,130</b>

As per our separate report of even date

For **M.N.RAO & ASSOCIATES**  
Chartered Accountants  
Firm Reg.No 005386S


  
(T S Rama Mohana Rao)  
Partner

Membership No.200613  
UDIN : 2220613ACQJRA6850



For **AMRITA SAI EDUCATIONAL  
IMPROVEMENT TRUST**

  
(Kudaravalli Ramesh Babu)  
Chairman

  
(Kudaravalli Rama Mohana Rao)  
Secretary

Place : Vijayawada  
Date : 15-Feb-2022



1. Capital Fund

Sl. No.	Particulars	ASIST		ASEI Trust		Total	
		Rs.	Rs.	Rs.	Rs.	Rs.	Rs.
1	Opening Balance		7,50,75,278		33,46,010		7,84,21,288
	Add: Excess of Income over Expenditure during the year		36,96,518		52,00,612		88,97,130
	Closing Balance		7,87,71,796		85,46,622		8,73,18,418

2 Secured Loans

Sl. No.	Particulars	ASIST		ASEI Trust		Total	
		Rs.	Rs.	Rs.	Rs.	Rs.	Rs.
A) Bank OD:							
1	Central Bank of India - OD-3073359600	-	-	1,98,10,965		1,98,10,965	
					1,98,10,965		1,98,10,965
B) Vehicle Loans:							
1	Sundaram Finance-N 019302164	-	-	14,29,337		14,29,337	
					14,29,337		14,29,337
C) Term Loan							
1	Central Bank of India - 3832551814	-	-	54,79,435		54,79,435	
					54,79,435		54,79,435
	Total...		-		2,67,19,737		2,67,19,737

3. Unsecured Loans

Sl. No.	Particulars	ASIST		ASEI Trust		Total	
		Rs.	Rs.	Rs.	Rs.	Rs.	Rs.
1	A Subba rao	-	-	10,50,000		10,50,000	
2	J Mahinath	-	-	4,91,470		4,91,470	
3	K.Rama Mohana Rao	-	-	11,04,000		11,04,000	
4	M/s Jaya Sai Aqua	-	-	1,10,15,807		1,10,15,807	
5	K Ramesh Babu	-	-	7,90,000		7,90,000	
6	K Mrudhula	-	-	24,27,493		24,27,493	
7	K Satya Sai Vani	-	-	42,00,000		42,00,000	
8	K Sai Komal	-	-	2,00,000		2,00,000	
9	K Sri Rama Murthy	-	-	4,86,000		4,86,000	
10	P Rama Chandra Babu	-	-	4,53,664		4,53,664	
11	P Sri Lakshmi	-	-	30,000		30,000	
12	G. Swarna Kumari	-	-	34,00,000		34,00,000	
13	Y Venkata Ramaiah	-	-	54,000		54,000	
14	Jasti Rajeswari	-	-	9,00,000		9,00,000	
15	Koratala Eswarchand	-	-	30,00,000		30,00,000	
16	M/s Jaya Lakshmi Sea Foods Pvt Ltd	-	-	60,00,000		60,00,000	
17	Y Balagangadhara Rao	-	-	11,07,000		11,07,000	
					3,67,09,434		3,67,09,434
	Total...		-		3,67,09,434		3,67,09,434

For AMRITA SAI EDUCATIONAL IMPROVEMENT TRUST

(Kudaravalli Ramesh Babu)  
Chairman

(Kudaravalli Rama Mohana Rao)  
Secretary




4. Sundry Creditors

Sl. No.	Particulars	ASIST		ASEI Trust		Total	
		Rs.	Rs.	Rs.	Rs.	Rs.	Rs.
1	Angles Advertisers	1,14,904		-		1,14,904	
2	Annapurna Broadcasting Pvt Ltd	1,16,000		-		1,16,000	
3	APT Engineering Company	39,530		-		39,530	
4	Code Tantra Tech Solution Pvt Ltd A/C	1,09,760		-		1,09,760	
5	Creators Touch	29,200		-		29,200	
6	Durga Glass Hardware & Plywood House A/C	21,478		-		21,478	
7	Innogeecks Technologies	(36,485)		-		(36,485)	
8	JBS Communication & Technologies	(11,60,848)		-		(11,60,848)	
9	Jignasa Students Activity Club	54,000		-		54,000	
10	Kanigicharla Satyanarayana Iron & Hardware Merchant	17,740		-		17,740	
11	Masters Security & Service Providers	1,63,684		-		1,63,684	
12	Meghana Media Communications	94,498		-		94,498	
13	Omkar Graphics & Offset Printers	(82,313)		-		(82,313)	
14	Omkar Graphics Tenali	3,04,159		-		3,04,159	
15	Prajashakti Printers & Publishers Pvt Ltd	42,349		-		42,349	
16	PVP Associates	9,000		-		9,000	
17	Sai Ram Iron and Hardware Merchants	(19,845)		-		(19,845)	
18	Sathwik Ads	21,000		-		21,000	
19	Secretariat Journalist Association- AP	51,000		-		51,000	
20	Sri Sai Systems & Electronics	1,68,002		-		1,68,002	
21	Sri Vaishnavi Cable Network	14,040		-		14,040	
22	Sri Vinayaka Ceiling Plasters	6,079		-		6,079	
23	Surya Teja Glass Works	(60)		-		(60)	
24	Vundi Rohith Kumar	(9,000)		-		(9,000)	
25	APSEB Engineers Association	800		-		800	
26	Roy Tyres A/c	-		48,927		48,927	
27	Amazon Seller Services Pvt Ltd	5,509		-		5,509	
28	Associated Broadcasting Pvt Ltd	280		-		280	
29	B4 ADS	27,000		-		27,000	
30	Bgm Info Tech Dail Andhra	130		-		130	
31	Blue Chip Systems	1,28,975		-		1,28,975	
32	Charan Sports Gear	55,493		-		55,493	
33	Deluxe Scientific & Chemical Company	6,359		-		6,359	
34	Digital Tv Ads-D Channel	91,237		-		91,237	
35	GRK Advertiser	12,000		-		12,000	
36	GRK Technology	(1,500)		-		(1,500)	
37	Integrated Electronics	7,07,886		-		7,07,886	
38	J Vijaya Lakshmi Ad Agency	20,000		-		20,000	
39	Kommu Venkateswarlu	600		-		600	
40	Magazine Advertisement	25,000		-		25,000	
41	Master Channel Network P Ltd	81,119		-		81,119	
42	Quality Hotel DV Manor	15,466		-		15,466	
43	Roy Tyres	3,23,350		-		3,23,350	
44	Sayed Khasim	56,627		-		56,627	
45	Sri Dasanjaneya Advertisers	10,000		-		10,000	
46	Sri Laxmi Battery Works	-		21,500		21,500	
			16,34,202		70,427		17,04,629
	<b>Total...</b>		<b>16,34,202</b>		<b>70,427</b>		<b>17,04,629</b>

For AMRITA SAI EDUCATIONAL IMPROVEMENT TRUST



(Kudaravalli Ramesh Babu)  
Chairman



(Kudaravalli Rama Mohana Rao)  
Secretary



Amrita Sai Educational Improvement Trust, Paritala  
FY : 2020-21

5. Current Liabilities

Sl. No.	Particulars	ASIST		ASEI Trust		Total	
		Rs.	Rs.	Rs.	Rs.	Rs.	Rs.
1	Audit Fee Payable	2,76,250	-	-	-	2,76,250	-
2	EPF Payable	17,677	-	-	-	17,677	-
3	JNTUK Fee payable	1,38,43,129	-	-	-	1,38,43,129	-
4	Professional Tax Payable	3,10,300	-	-	-	3,10,300	-
5	Property Tax Payable	2,92,861	-	-	-	2,92,861	-
6	Salaries Payable	4,57,01,876	-	-	-	4,57,01,876	-
7	Excess Fee received	29,675	-	-	-	29,675	-
8	Transport Fee Payable	33,49,500	-	-	-	33,49,500	-
9	<b>TDS Payable</b>		6,38,21,268		-		6,38,21,268
	TDS on Salaries - 192B	2,58,629	-	-	-	2,58,629	-
	Other than Salaries :						
	TDS on interest other than securities - 194A	-	-	1,70,931	-	1,70,931	-
	TDS on Contracts -194C F.Y.2020-21	15,270	-	-	-	15,270	-
	TDS on Professional Charges - 194J	18,750	-	-	-	18,750	-
			2,92,649		1,70,931		4,63,580
	<b>Total...</b>		<b>6,41,13,917</b>		<b>1,70,931</b>		<b>6,42,84,848</b>

7. Deposits

Sl. No.	Particulars	ASIST		ASEI Trust		Total	
		Rs.	Rs.	Rs.	Rs.	Rs.	Rs.
A)	<b>Security Deposits:</b>						
	Electricity Deposit	3,24,187	-	-	-	3,24,187	-
	NSIC Deposit	1,35,000	-	-	-	1,35,000	-
	Telephone Deposit	38,891	-	-	-	38,891	-
			4,98,078		-		4,98,078
	<b>Total...</b>		<b>4,98,078</b>		<b>-</b>		<b>4,98,078</b>

8. Other Current Assets

Sl. No.	Particulars	ASIST		ASEI Trust		Total	
		Rs.	Rs.	Rs.	Rs.	Rs.	Rs.
1	Fee receivable from Government						
	F.Y.2012 -13	6,82,500	-	-	-	6,82,500	-
	F.Y.2013 -14	7,72,088	-	-	-	7,72,088	-
	F.Y.2014 -15	4,43,050	-	-	-	4,43,050	-
	F.Y.2015 -16	20,10,975	-	-	-	20,10,975	-
	F.Y.2016-17	14,58,825	-	-	-	14,58,825	-
			53,67,438		-		53,67,438
2	Fee Receivable from Students & Govt		13,26,88,874	-	-		13,26,88,874
3	Transport Fee Receivable		-	-	33,49,500		33,49,500
4	Tuition Fee (Cat-A) Receivable from students		63,280	-	-		63,280
5	Tuition Fee (Cat-B) Receivable from students		88,720	-	-		88,720
6	Registration Fee Receivable		2,92,788	-	-		2,92,788
7	Special Fee Receivable		59,250	-	-		59,250
8	Advances given to Departmental HOD's		55,334	-	-		55,334
9	HOD Imprest		5,000	-	-		5,000
10	<b>Staff Advances</b>						
	- P Ankama Rao		1,50,375	-	-		1,50,375
	- KV Mallikharjuna rao		5,100	-	-		5,100
	- P Siva Rama Krishna		(13,548)	-	-		(13,548)
	- L Ajay Kumar		2,49,500	-	-		2,49,500
	- P Chiranjeevi		1,43,354	-	-		1,43,354
11	PMKVY Fund (AICTE) Receivable		49,512	-	-		49,512
12	Rental Advance		1,77,000	-	-		1,77,000
13	Balance at M N Rao & Associates Online Account		-	-	1,670		1,670
14	Income Tax Refund Receivable for the FY.2012-13		-	-	1,33,636		1,33,636
15	Income Tax Refund Receivable for the FY.2014-15		-	-	1,22,130		1,22,130
16	Tax Deducted by Others - F.Y.2019-20		1,627	-	-		1,627
17	San Prints Pvt Ltd		25,494	-	-		25,494
18	TDS Receivable on Electricity Deposit		1,340	-	-		1,340
	<b>Total...</b>		<b>13,94,10,438</b>		<b>36,06,936</b>		<b>14,30,17,374</b>

For AMRITA SAI EDUCATIONAL IMPROVEMENT TRUST

(Kudaravalli Ramesh Babu)  
Chairman

(Kudaravalli Rama Mohana Rao)  
Secretary




Amrita Sai Educational Improvement Trust, Paritala  
FY : 2020-21

9. Cash & Cash Equivalents

Sl. No.	Particulars	ASIST		ASEI Trust		As at 31-Mar-2021 Total	
		Rs.	Rs.	Rs.	Rs.	Rs.	Rs.
A)	Balance with Banks:						
1	Union Bank SB - 89341002990011	6,888	-	-	-	6,888	
2	Union Bank SB - 137510011000378	10,689	-	-	-	10,689	
3	Union Bank SB - 137510100004768	18,525	-	-	-	18,525	
4	Central Bank of India CA - 3150270927	18,293	-	-	-	18,293	
5	Central Bank of India CA - 0071780301	-	-	6,004	-	6,004	
6	Central Bank of India SB - 3072580869	57,963	-	-	-	57,963	
7	Central Bank of India SB - 3072632015	2,21,530	-	-	-	2,21,530	
8	Central Bank of India SB - 3082005205	-	-	34,355	-	34,355	
9	Central Bank of India SB - 3072633352	17,433	-	-	-	17,433	
10	SBI - Paritala - 62275977854	19,438	-	-	-	19,438	
11	SBI - KCL - 32896506036	21,621	-	-	-	21,621	
12	SBI - KCL - CA A/c No.11382496855	-	-	8,05,770	-	8,05,770	
13	HDFC CA - 50200024981567	25	-	-	-	25	
14	CBI - CA - 3717232018	-	-	19,976	-	19,976	
15	CBI - CA - 3724462984	-	-	11,07,875	-	11,07,875	
			3,95,282		17,73,979		21,69,361
B)	Cash in Hand		23,07,440		3,50,961		26,58,401
	<b>Total</b>		<b>27,02,722</b>		<b>21,24,940</b>		<b>48,27,662</b>

As per our separate report of even date  
For M.N.RAO & ASSOCIATES


Chartered Accountants  
Firm Reg.No 006306S

  
(T S Rama Mohana Rao)  
Partner

Membership No.200613  
UDIN : 2220613ACQJRA6850



For AMRITA SAI EDUCATIONAL IMPROVEMENT TRUST

  
(Kudaravalli Ramana Babu)  
Chairman

  
(Kudaravalli Rama Mohana Rao)  
Secretary

Place : Vijayawada  
Date : 15-Feb-2022

## Amrita Sai Educational Improvement Trust, Paritala

FY : 2020-21

## 6. Fixed Assets

Sl. No.	Name of the Asset	Opening Balance as on 01-Apr-2020 Rs.	Additions		Deletions Rs.	Total Rs.	Rate of Depreciation	Depreciation Rs.	Closing Balance as on 31-Mar-2021 Rs.
			Upto 30-Sep-2020 Rs.	After 30-Sep-2020 Rs.					
1	Site - Block A - 0% Land	13,61,076	-	-	-	13,61,076	-	-	13,61,076
	<b>Total... (1)</b>	<b>13,61,076</b>	<b>-</b>	<b>-</b>	<b>-</b>	<b>13,61,076</b>		<b>-</b>	<b>13,61,076</b>
2	Buildings - Block B - 10% Buildings Work in Progress	4,08,74,839 -	- -	- -	- -	4,08,74,839 -	10% -	40,87,484 -	3,67,87,355 -
	<b>Total... (2)</b>	<b>4,08,74,839</b>	<b>-</b>	<b>-</b>	<b>-</b>	<b>4,08,74,839</b>		<b>40,87,484</b>	<b>3,67,87,355</b>
3	Furniture, Fixtures & Fittings - Block C - 10% Air Conditioner Class Room Boards Sports Items Benches Access Card Reader Furniture Tata Sky Dish Executive Chairs Wall Fans	6,32,309 1,56,484 3,04,513 4,99,584 12,296 22,12,734 603 59,673 25,129	- - - - - - - - - -	- - - - - - - - - -	- - - - - - - - - -	6,32,309 1,56,484 3,04,513 4,99,584 12,296 22,12,734 603 59,673 25,129	10% 10% 10% 10% 10% 10% 10% 10% 10% 10%	63,231 15,648 30,451 49,958 1,230 2,21,273 60 5,967 2,513	5,69,078 1,40,836 2,74,062 4,49,625 11,066 19,91,461 543 53,705 22,616
	<b>Total... (3)</b>	<b>39,03,324</b>	<b>-</b>	<b>-</b>	<b>-</b>	<b>39,03,324</b>		<b>3,90,332</b>	<b>35,12,991</b>
4	Vehicles - Block D - 15% A) Buses:								
	Bus- AP 07 X 0414 (Already Sold)	(41,882)	-	-	-	(41,882)	15%	(6,282)	(35,600)
	Bus- AP 24 U 3999 (Already Sold)	(39,210)	-	-	-	(39,210)	15%	(5,881)	(33,328)
	Bus- AP 24 W 4949 (Already Sold)	(93,837)	-	-	-	(93,837)	15%	(14,075)	(79,761)
	Bus - AP 16 TE 0235	7,03,687	-	-	-	7,03,687	15%	1,05,553	5,98,134
	Bus - AP 16 TE 0236	7,03,687	-	-	-	7,03,687	15%	1,05,553	5,98,134
	Bus - AP 16 TE 0237	7,03,687	-	-	-	7,03,687	15%	1,05,553	5,98,134
	Bus - AP 16 TE 0238	7,03,687	-	-	-	7,03,687	15%	1,05,553	5,98,134
	Bus - AP 16 TE 0245	7,03,687	-	-	-	7,03,687	15%	1,05,553	5,98,134
	Bus - AP 16 TE 0246	7,03,687	-	-	-	7,03,687	15%	1,05,553	5,98,134
	Bus - AP 16 TE 0247	7,03,687	-	-	-	7,03,687	15%	1,05,553	5,98,134

## Amrita Sai Educational Improvement Trust, Paritala

FY : 2020-21

## 6. Fixed Assets

Sl. No.	Name of the Asset	Opening Balance as on 01-Apr-2020 Rs.	Additions		Deletions Rs.	Total Rs.	Rate of Depreciation	Depreciation Rs.	Closing Balance as on 31-Mar-2021 Rs.
			Upto 30-Sep-2020 Rs.	After 30-Sep-2020 Rs.					
	Bus - AP 16 TE 0248	7,03,687	-	-	-	7,03,687	15%	1,05,553	5,98,134
	Bus - AP 16 TE 1386	6,07,727	-	-	-	6,07,727	15%	91,159	5,16,568
	Bus - AP 16 TE 1387	6,07,727	-	-	-	6,07,727	15%	91,159	5,16,568
	Bus - AP 16 TE 1389	6,07,727	-	-	-	6,07,727	15%	91,159	5,16,568
	Bus - AP 16 TE 1390	6,07,727	-	-	-	6,07,727	15%	91,159	5,16,568
	Bus - AP 16 TE 2386	8,24,477	-	-	-	8,24,477	15%	1,23,672	7,00,805
	Bus - AP 16 TE 2387	8,24,477	-	-	-	8,24,477	15%	1,23,672	7,00,805
	Bus - AP 16 TE 2390	8,24,477	-	-	-	8,24,477	15%	1,23,672	7,00,805
	Bus - AP 16 TE 2391	8,24,477	-	-	-	8,24,477	15%	1,23,672	7,00,805
	Bus - AP 16 TE 2392	8,24,477	-	-	-	8,24,477	15%	1,23,672	7,00,805
	Bus - AP 16 TE 2393	8,24,477	-	-	-	8,24,477	15%	1,23,672	7,00,805
	Bus - AP 16 TE 4054	9,60,205	-	-	-	9,60,205	15%	1,44,031	8,16,174
	Bus - AP 16 TE 4058	9,60,205	-	-	-	9,60,205	15%	1,44,031	8,16,174
	Bus - AP 16 TE 4060	9,60,205	-	-	-	9,60,205	15%	1,44,031	8,16,174
	Bus - AP 16 TE 4097	9,60,205	-	-	-	9,60,205	15%	1,44,031	8,16,174
	Bus - AP 16 TE 5705	12,13,367	-	-	-	12,13,367	15%	1,82,005	10,31,362
	Bus - AP 16 TE 5706	12,13,367	-	-	-	12,13,367	15%	1,82,005	10,31,362
	Bus - AP 16 TE 5707	12,13,367	-	-	-	12,13,367	15%	1,82,005	10,31,362
	Bus - AP 16 TE 5708	12,13,367	-	-	-	12,13,367	15%	1,82,005	10,31,362
	Bus - AP 16 TE 5709	12,13,367	-	-	-	12,13,367	15%	1,82,005	10,31,362
	Bus - AP 16 TE 6161	12,60,295	-	-	-	12,60,295	15%	1,89,044	10,71,250
	Bus - AP 16 TE 6162	12,42,277	-	-	-	12,42,277	15%	1,86,342	10,55,936
	Bus - AP 16 TE 6163	12,42,277	-	-	-	12,42,277	15%	1,86,342	10,55,936
	Bus - AP 16 TE 6164	12,42,277	-	-	-	12,42,277	15%	1,86,342	10,55,936
	<b>Total.... (A)</b>	<b>2,77,27,112</b>	<b>-</b>	<b>-</b>	<b>-</b>	<b>2,77,27,112</b>		<b>41,59,067</b>	<b>2,35,68,045</b>
	<b>B) Cars:</b>								
	Vehicle-9660 (Already Sold)	(1,54,544)	-	-	-	(1,54,544)	15%	(23,182)	(1,31,363)
	Vehicle- No.1888 (Already Sold)	(2,67,309)	-	-	-	(2,67,309)	15%	(40,096)	(2,27,213)
	Vehicle-No-2748 (Already Sold)	(11,384)	-	-	-	(11,384)	15%	(1,708)	(9,676)



## Amrita Sai Educational Improvement Trust, Paritala

FY : 2020-21

## 6. Fixed Assets

Sl. No.	Name of the Asset	Opening Balance as on 01-Apr-2020 Rs.	Additions		Deletions Rs.	Total Rs.	Rate of Depreciation	Depreciation Rs.	Closing Balance as on 31-Mar-2021 Rs.
			Upto 30-Sep-2020 Rs.	After 30-Sep-2020 Rs.					
	Vehicle - Duster (Already Sold)	(68,846)	-	-	-	(68,846)	15%	(10,327)	(58,519)
	Verna - AP 16BU 5445 (Already Sold)	(1,54,492)	-	-	-	(1,54,492)	15%	(23,174)	(1,31,318)
	Vehicle - AP-16 BV7227 (Already Sold)	(2,56,757)	-	-	-	(2,56,757)	15%	(38,514)	(2,18,243)
	Vehicle - Maruti Ertiga	3,11,064	-	-	-	3,11,064	15%	46,660	2,64,405
	Innova - AP16 BV 0009	4,09,417	-	-	-	4,09,417	15%	61,413	3,48,004
	Innova Car - AP 16 GR 0019	7,69,562	-	-	-	7,69,562	15%	1,15,434	6,54,128
	Innova Car - AP 16 CR 5778	7,69,562	-	-	-	7,69,562	15%	1,15,434	6,54,128
	Innova Car - AP 16 DK 0019	9,33,416	-	-	-	9,33,416	15%	1,40,012	7,93,403
	Ford Ecosport - AP 16 DK 0909	4,69,805	-	-	-	4,69,805	15%	70,471	3,99,334
	Crysta Car - AP 16 DK 2368	12,84,129	-	-	-	12,84,129	15%	1,92,619	10,91,510
	Fortuner - AP 39 AD 0019	24,54,781	-	-	-	24,54,781	15%	3,68,217	20,86,564
	<b>Total.... (B)</b>	<b>64,88,404</b>	<b>-</b>	<b>-</b>	<b>-</b>	<b>64,88,404</b>		<b>9,73,261</b>	<b>55,15,144</b>
	<b>C) Others</b>								
	Van - AP 16 TY 3099	1,66,389	-	-	-	1,66,389	15%	24,958	1,41,431
	Water Tanker	11,172	-	-	-	11,172	15%	1,676	9,497
	<b>Total.... (C)</b>	<b>1,77,562</b>	<b>-</b>	<b>-</b>	<b>-</b>	<b>1,77,562</b>		<b>26,634</b>	<b>1,50,927</b>
	<b>Total... (4 = A+B+C)</b>	<b>3,43,93,078</b>	<b>-</b>	<b>-</b>	<b>-</b>	<b>3,43,93,078</b>		<b>51,58,962</b>	<b>2,92,34,117</b>
5	<b>Plant &amp; Machinery - Block E - 15%</b>								
	<b>A) Lab Equipment</b>								
	ECE Lab Equipment	6,78,100	-	-	-	6,78,100	15%	1,01,715	5,76,385
	EEE - Lab Equipment	5,56,408	-	-	-	5,56,408	15%	83,461	4,72,947
	Chemistry lab equipments	1,12,945	-	-	-	1,12,945	15%	16,942	96,003
	Physics lab equipments	25,350	-	-	-	25,350	15%	3,803	21,548
	Mechanical -Lab Equipment	15,18,820	-	-	-	15,18,820	15%	2,27,823	12,90,997
	Electronic & Lab Equipments	5,77,424	-	-	-	5,77,424	15%	86,614	4,90,811
	Lab Equipments	25,36,777	-	-	-	25,36,777	15%	3,80,517	21,56,261
	Gym Equipment	1,30,655	-	-	-	1,30,655	15%	19,598	1,11,057
	Fire safety equipment	8,02,046	-	-	-	8,02,046	15%	1,20,307	6,81,739
	<b>B) Others</b>								
	Biometric Machines	1,98,359	-	-	-	1,98,359	15%	29,754	1,68,605
	HT Capacitors	9,964	-	-	-	9,964	15%	1,495	8,469
	HP Motor	25,315	-	-	-	25,315	15%	3,797	21,517

Amrita Sai Educational Improvement Trust, Paritala  
 FY : 2020-21

6. Fixed Assets

Sl. No.	Name of the Asset	Opening Balance as on 01-Apr-2020 Rs.	Additions		Deletions Rs.	Total Rs.	Rate of Depreciation	Depreciation Rs.	Closing Balance as on 31-Mar-2021 Rs.
			Upto 30-Sep-2020 Rs.	After 30-Sep-2020 Rs.					
	Cardless Phone	1,075	-	-	-	1,075	15%	161	914
	Cash Counting Machine	11,661	-	-	-	11,661	15%	1,749	9,912
	Finance Calculators	1,441	-	-	-	1,441	15%	216	1,225
	Hard Disc	36,281	-	-	-	36,281	15%	5,442	30,839
	Mobile Phones	34,599	-	-	-	34,599	15%	5,190	29,409
	Generator	75,760	-	-	-	75,760	15%	11,364	64,396
	Transformer HT	1,18,831	-	-	-	1,18,831	15%	17,825	1,01,007
	Xerox Machines	1,76,922	-	-	-	1,76,922	15%	26,538	1,50,383
	Electrical Equipment - 10%	4,80,589	-	-	-	4,80,589	10%	48,059	4,32,530
	Water Coolers	1,08,014	-	-	-	1,08,014	15%	16,202	91,812
	1000 LPH RO Plant	1,74,640	-	-	-	1,74,640	15%	26,196	1,48,444
	<b>Total... (5)</b>	<b>83,91,976</b>	<b>-</b>	<b>-</b>	<b>-</b>	<b>83,91,976</b>		<b>12,34,767</b>	<b>71,57,209</b>
6	<b>Computers &amp; Devices - Block F - 40%</b>								
	Computers	25,12,398	1,25,440	-	-	26,37,838	40%	10,55,135	15,82,703
	Printer	1,99,242	-	16,520	-	2,15,762	40%	83,001	1,32,761
	Batteries	2,04,514	-	-	-	2,04,514	40%	81,806	1,22,709
	Laptops	2,52,842	-	45,850	-	2,98,692	40%	1,10,307	1,88,385
	Projector	2,41,497	-	-	-	2,41,497	40%	96,599	1,44,898
	Ups	1,63,898	-	-	-	1,63,898	40%	65,559	98,339
	Scanner	31	-	-	-	31	40%	12	19
	Server Software	5,95,874	-	-	-	5,95,874	40%	2,38,350	3,57,524
	College Inverter	24	-	-	-	24	40%	10	14
	Internet Equipment	454	-	-	-	454	40%	182	272
	Intercom	626	-	-	-	626	40%	250	376
	A V Projector	442	-	-	-	442	40%	177	265
	Nikon B-700 Digital Camera	3,243	-	-	-	3,243	40%	1,297	1,946
	Camera	343	-	-	-	343	40%	137	206
	CC Cameras	4,79,535	-	-	-	4,79,535	40%	1,91,814	2,87,721
	Tally Software	20,340	21,240	-	-	41,580	40%	16,632	24,948





Amrita Sai Educational Improvement Trust, Paritala

FY : 2020-21

6. Fixed Assets

Sl. No.	Name of the Asset	Opening Balance as on 01-Apr-2020 Rs.	Additions		Deletions Rs.	Total Rs.	Rate of Depreciation	Depreciation Rs.	Closing Balance as on 31-Mar-2021 Rs.
			Upto 30-Sep-2020 Rs.	After 30-Sep-2020 Rs.					
	UPS-860VA (Microtech)	11,101	-	-	-	11,101	40%	4,440	6,660
	UPS-10KVA online sys with batteries	1,59,156	-	-	-	1,59,156	40%	63,662	95,493
	LED TV	29,614	-	-	-	29,614	40%	11,846	17,768
	Computer accessories	62,820	-	6,30,000	-	6,92,820	40%	1,51,128	5,41,692
	<b>Total... (6)</b>	<b>49,37,994</b>	<b>1,46,680</b>	<b>6,92,370</b>	<b>-</b>	<b>57,77,044</b>		<b>21,72,343</b>	<b>36,04,700</b>
7	Library - Block - G - 40%								
	Library Books	1,06,407	-	-	-	1,06,407	40%	42,563	63,844
	<b>Total... (7)</b>	<b>1,06,407</b>	<b>-</b>	<b>-</b>	<b>-</b>	<b>1,06,407</b>		<b>42,563</b>	<b>63,844</b>
	<b>Total... (1+2+3+4+5+6+7)</b>	<b>9,39,68,694</b>	<b>1,46,680</b>	<b>6,92,370</b>	<b>-</b>	<b>9,48,07,744</b>		<b>1,30,86,451</b>	<b>8,17,21,293</b>

For AMRITA SAI EDUCATIONAL IMPROVEMENT TRUST

(Kudaravalli Ramesh Babu)  
Chairman

(Kudaravalli Rama Mohana Rao)  
Secretary

## Amrita Sai Educational Improvement Trust, Paritala

FY : 2020-21

## 6. Fixed Assets - ASIST

Sl. No.	Name of the Asset	Opening Balance as on 01-Apr-2020 Rs.	Additions		Deletions Rs.	Total Rs.	Rate of Depreciation	Depreciation Rs.	Closing Balance as on 31-Mar-2021 Rs.
			Upto 30-Sep-2020 Rs.	After 30-Sep-2020 Rs.					
1	<b>Buildings - Block B - 10%</b> Buildings Work in Progress	4,08,74,839 -	- -	- -	- -	4,08,74,839 -	10%	40,87,484 -	3,67,87,355 -
	<b>Total... (1)</b>	<b>4,08,74,839</b>	<b>-</b>	<b>-</b>	<b>-</b>	<b>4,08,74,839</b>		<b>40,87,484</b>	<b>3,67,87,355</b>
2	<b>Furniture, Fixtures &amp; Fittings - Block C - 10%</b> Air Conditioner Class Room Boards Sports Items Benches Access Card Reader Furniture Tata Sky Dish Executive Chairs Wall Fans	6,32,309 1,56,484 3,04,513 4,99,584 12,296 22,12,734 603 59,673 25,129	- - - - - - - - -	- - - - - - - - -	- - - - - - - - -	6,32,309 1,56,484 3,04,513 4,99,584 12,296 22,12,734 603 59,673 25,129	10% 10% 10% 10% 10% 10% 10% 10% 10%	63,231 15,648 30,451 49,958 1,230 2,21,273 60 5,967 2,513	5,69,078 1,40,836 2,74,062 4,49,625 11,066 19,91,461 543 53,705 22,616
	<b>Total... (2)</b>	<b>39,03,324</b>	<b>-</b>	<b>-</b>	<b>-</b>	<b>39,03,324</b>		<b>3,90,332</b>	<b>35,12,991</b>
3	<b>Vehicles - Block D - 15%</b> A) Cars: Innova - AP16 BV 0009 Innova Car - AP 16 CR 0019 Innova Car - AP 16 CR 5778 Innova Car - AP 16 DK 0019 Ford Ecosport - AP 16 DK 0909 Crysta Car - AP 16 DK 2368 Fortuner - AP 39 AD 0019	4,09,417 7,69,562 7,69,562 9,33,416 4,69,805 12,84,129 24,54,781	- - - - - - -	- - - - - - -	- - - - - - -	4,09,417 7,69,562 7,69,562 9,33,416 4,69,805 12,84,129 24,54,781	15% 15% 15% 15% 15% 15% 15%	61,413 1,15,434 1,15,434 1,40,012 70,471 1,92,619 3,68,217	3,48,004 6,54,128 6,54,128 7,93,403 3,99,334 10,91,510 20,86,564
	<b>Total.... (A)</b>	<b>70,90,672</b>	<b>-</b>	<b>-</b>	<b>-</b>	<b>70,90,672</b>		<b>10,63,601</b>	<b>60,27,071</b>



Amrita Sai Educational Improvement Trust; Paritala  
 FY : 2020-21

6. Fixed Assets - ASIST

Sl. No.	Name of the Asset	Opening Balance as on 01-Apr-2020 Rs.	Additions		Deletions Rs.	Total Rs.	Rate of Depreciation	Depreciation Rs.	Closing Balance as on 31-Mar-2021 Rs.
			Upto 30-Sep-2020 Rs.	After 30-Sep-2020 Rs.					
	<b>B) Others</b>								
	Water Tanker	11,172				11,172	15%	1,676	9,497
	<b>Total.... (B)</b>	<b>11,172</b>	<b>-</b>	<b>-</b>	<b>-</b>	<b>11,172</b>		<b>1,676</b>	<b>9,497</b>
	<b>Total... (3 = A+B)</b>	<b>71,01,844</b>	<b>-</b>	<b>-</b>	<b>-</b>	<b>71,01,844</b>		<b>10,65,277</b>	<b>60,36,568</b>
<b>4</b>	<b>Plant &amp; Machinery - Block E - 15%</b>								
	<b>A) Lab Equipment</b>								
	ECE Lab Equipment	6,78,100	-	-	-	6,78,100	15%	1,01,715	5,76,385
	EEE - Lab Equipment	5,56,408	-	-	-	5,56,408	15%	83,461	4,72,947
	Chemistry lab equipments	1,12,945	-	-	-	1,12,945	15%	16,942	96,003
	Physics lab equipments	25,350	-	-	-	25,350	15%	3,803	21,548
	Mechanical -Lab Equipment	15,18,820	-	-	-	15,18,820	15%	2,27,823	12,90,997
	Electronic & Lab Equipments	5,77,424	-	-	-	5,77,424	15%	86,614	4,90,811
	Lab Equipments	25,36,777	-	-	-	25,36,777	15%	3,80,517	21,56,261
	Gym Equipment	1,30,655	-	-	-	1,30,655	15%	19,598	1,11,057
	Fire safety equipment	8,02,046	-	-	-	8,02,046	15%	1,20,307	6,81,739
	<b>Total.... (A)</b>	<b>69,38,526</b>	<b>-</b>	<b>-</b>	<b>-</b>	<b>69,38,526</b>		<b>10,40,779</b>	<b>58,97,747</b>
	<b>B) Others</b>								
	Biometric Machines	1,98,359	-	-	-	1,98,359	15%	29,754	1,68,605
	HT Capacitors	9,964	-	-	-	9,964	15%	1,495	8,469
	HP Motor	25,315	-	-	-	25,315	15%	3,797	21,517
	Cardless Phone	1,075	-	-	-	1,075	15%	161	914
	Cash Counting Machine	11,661	-	-	-	11,661	15%	1,749	9,912
	Finance Calculators	1,441	-	-	-	1,441	15%	216	1,225
	Hard Disc	36,281	-	-	-	36,281	15%	5,442	30,839
	Mobile Phones	34,599	-	-	-	34,599	15%	5,190	29,409
	Generator	75,760	-	-	-	75,760	15%	11,364	64,396
	Transformer HT	1,18,831	-	-	-	1,18,831	15%	17,825	1,01,007

9

## Amrita Sai Educational Improvement Trust, Paritala

FY : 2020-21

## 6. Fixed Assets - ASIST

Sl. No.	Name of the Asset	Opening Balance as on 01-Apr-2020 Rs.	Additions		Deletions Rs.	Total Rs.	Rate of Depreciation	Depreciation Rs.	Closing Balance as on 31-Mar-2021 Rs.
			Upto 30-Sep-2020 Rs.	After 30-Sep-2020 Rs.					
	Xerox Machines	1,76,922	-	-	-	1,76,922	15%	26,538	1,50,383
	Electrical Equipment - 10%	4,80,589	-	-	-	4,80,589	10%	48,059	4,32,530
	Water Coolers	1,08,014	-	-	-	1,08,014	15%	16,202	91,812
	1000 LPH RO Plant	1,74,640	-	-	-	1,74,640	15%	26,196	1,48,444
	<b>Total.... (B)</b>	<b>14,53,450</b>	<b>-</b>	<b>-</b>	<b>-</b>	<b>14,53,450</b>		<b>1,93,988</b>	<b>12,59,462</b>
	<b>Total... (4 = A+B)</b>	<b>83,91,976</b>	<b>-</b>	<b>-</b>	<b>-</b>	<b>83,91,976</b>		<b>12,34,767</b>	<b>71,57,209</b>
5	<b>Computers &amp; Devices - Block F - 40%</b>								
	Computers	25,12,398	1,25,440	-	-	26,37,838	40%	10,55,135	15,82,703
	Printer	1,99,242	-	16,520	-	2,15,762	40%	83,001	1,32,761
	Batteries	2,04,514	-	-	-	2,04,514	40%	81,806	1,22,709
	Laptops	2,52,842	-	45,850	-	2,98,692	40%	1,10,307	1,88,385
	Projector	2,41,497	-	-	-	2,41,497	40%	96,599	1,44,898
	Ups	1,63,898	-	-	-	1,63,898	40%	65,559	98,339
	Scanner	31	-	-	-	31	40%	12	19
	Server Software	5,95,874	-	-	-	5,95,874	40%	2,38,350	3,57,524
	College Inverter	24	-	-	-	24	40%	10	14
	Internet Equipment	454	-	-	-	454	40%	182	272
	Intercom	626	-	-	-	626	40%	250	376
	A V Projector	442	-	-	-	442	40%	177	265
	Nikon B-700 Digital Camera	3,243	-	-	-	3,243	40%	1,297	1,946
	Camera	343	-	-	-	343	40%	137	206
	CC Cameras	4,79,535	-	-	-	4,79,535	40%	1,91,814	2,87,721
	Tally Software	20,340	21,240	-	-	41,580	40%	16,632	24,948
	UPS-860VA (Microtech)	11,101	-	-	-	11,101	40%	4,440	6,660
	UPS-10KVA online sys with bateries	1,59,156	-	-	-	1,59,156	40%	63,662	95,493
	LED TV	29,614	-	-	-	29,614	40%	11,846	17,768
	Computer accessories	62,820	-	6,30,000	-	6,92,820	40%	1,51,128	5,41,692
	<b>Total... (5)</b>	<b>49,37,994</b>	<b>1,46,680</b>	<b>6,92,370</b>	<b>-</b>	<b>57,77,044</b>		<b>21,72,343</b>	<b>36,04,700</b>

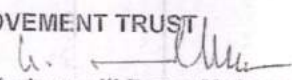
Amrita Sai Educational Improvement Trust, Paritala

FY : 2020-21

6. Fixed Assets - ASIST

Sl. No.	Name of the Asset	Opening Balance as on 01-Apr-2020 Rs.	Additions		Deletions Rs.	Total Rs.	Rate of Depreciation	Depreciation Rs.	Closing Balance as on 31-Mar-2021 Rs.
			Upto 30-Sep-2020 Rs.	After 30-Sep-2020 Rs.					
6	Library - Block - G - 40% Library Books	1,06,407	-	-	-	1,06,407	40%	42,563	63,844
	<b>Total... (6)</b>	<b>1,06,407</b>	<b>-</b>	<b>-</b>	<b>-</b>	<b>1,06,407</b>		<b>42,563</b>	<b>63,844</b>
	<b>Total... (1+2+3+4+5+6)</b>	<b>6,53,16,384</b>	<b>1,46,680</b>	<b>6,92,370</b>	<b>-</b>	<b>6,61,55,434</b>	<b>-</b>	<b>89,92,766</b>	<b>5,71,62,668</b>

  
 For AMRITA SAI EDUCATIONAL IMPROVEMENT TRUST  
 (Kudaravalli Ramesh Babu)  
 Chairman

  
 For AMRITA SAI EDUCATIONAL IMPROVEMENT TRUST  
 (Kudaravalli Rama Mohana Rao)  
 Secretary



Amrita Sai Educational Improvement Trust, Paritala  
 FY : 2020-21

6. Fixed Assets - ASEI

Sl. No.	Name of the Asset	Opening Balance as on 01-Apr-2020 Rs.	Additions		Deletions Rs.	Total Rs.	Rate of Depreciation	Depreciation Rs.	Closing Balance as on 31-Mar-2021 Rs.
			Upto 30-Sep-2020 Rs.	After 30-Sep-2020 Rs.					
1	Site - Block A - 0% Land	13,61,076	-	-	-	13,61,076	0%	-	13,61,076
	Total... (1)	13,61,076	-	-	-	13,61,076		-	13,61,076
2	Vehicles - Block D - 15%								
	A) Buses:								
	Bus- AP 07 X 0414 (Already Sold)	(41,882)	-	-	-	(41,882)	15%	(6,282)	(35,600)
	Bus- AP 24 U 3999 (Already Sold)	(39,210)	-	-	-	(39,210)	15%	(5,881)	(33,328)
	Bus- AP 24 W 4949 (Already Sold)	(93,837)	-	-	-	(93,837)	15%	(14,075)	(79,761)
	Bus - AP 16 TE 0235	7,03,687	-	-	-	7,03,687	15%	1,05,553	5,98,134
	Bus - AP 16 TE 0236	7,03,687	-	-	-	7,03,687	15%	1,05,553	5,98,134
	Bus - AP 16 TE 0237	7,03,687	-	-	-	7,03,687	15%	1,05,553	5,98,134
	Bus - AP 16 TE 0238	7,03,687	-	-	-	7,03,687	15%	1,05,553	5,98,134
	Bus - AP 16 TE 0245	7,03,687	-	-	-	7,03,687	15%	1,05,553	5,98,134
	Bus - AP 16 TE 0246	7,03,687	-	-	-	7,03,687	15%	1,05,553	5,98,134
	Bus - AP 16 TE 0247	7,03,687	-	-	-	7,03,687	15%	1,05,553	5,98,134
	Bus - AP 16 TE 0248	7,03,687	-	-	-	7,03,687	15%	1,05,553	5,98,134
	Bus - AP 16 TE 1386	6,07,727	-	-	-	6,07,727	15%	91,159	5,16,568
	Bus - AP 16 TE 1387	6,07,727	-	-	-	6,07,727	15%	91,159	5,16,568
	Bus - AP 16 TE 1389	6,07,727	-	-	-	6,07,727	15%	91,159	5,16,568
	Bus - AP 16 TE 1390	6,07,727	-	-	-	6,07,727	15%	91,159	5,16,568
	Bus - AP 16 TE 2386	8,24,477	-	-	-	8,24,477	15%	1,23,672	7,00,805
	Bus - AP 16 TE 2387	8,24,477	-	-	-	8,24,477	15%	1,23,672	7,00,805
	Bus - AP 16 TE 2390	8,24,477	-	-	-	8,24,477	15%	1,23,672	7,00,805



## Amrita Sai Educational Improvement Trust, Paritala

FY : 2020-21

## 6. Fixed Assets - ASEI

Sl. No.	Name of the Asset	Opening Balance as on 01-Apr-2020 Rs.	Additions		Deletions Rs.	Total Rs.	Rate of Depreciation	Depreciation Rs.	Closing Balance as on 31-Mar-2021 Rs.
			Upto 30-Sep-2020 Rs.	After 30-Sep-2020 Rs.					
	Bus - AP 16 TE 2391	8,24,477	-	-	-	8,24,477	15%	1,23,672	7,00,805
	Bus - AP 16 TE 2392	8,24,477	-	-	-	8,24,477	15%	1,23,672	7,00,805
	Bus - AP 16 TE 2393	8,24,477	-	-	-	8,24,477	15%	1,23,672	7,00,805
	Bus - AP 16 TE 4054	9,60,205	-	-	-	9,60,205	15%	1,44,031	8,16,174
	Bus - AP 16 TE 4058	9,60,205	-	-	-	9,60,205	15%	1,44,031	8,16,174
	Bus - AP 16 TE 4060	9,60,205	-	-	-	9,60,205	15%	1,44,031	8,16,174
	Bus - AP 16 TE 4097	9,60,205	-	-	-	9,60,205	15%	1,44,031	8,16,174
	Bus - AP 16 TE 5705	12,13,367	-	-	-	12,13,367	15%	1,82,005	10,31,362
	Bus - AP 16 TE 5706	12,13,367	-	-	-	12,13,367	15%	1,82,005	10,31,362
	Bus - AP 16 TE 5707	12,13,367	-	-	-	12,13,367	15%	1,82,005	10,31,362
	Bus - AP 16 TE 5708	12,13,367	-	-	-	12,13,367	15%	1,82,005	10,31,362
	Bus - AP 16 TE 5709	12,13,367	-	-	-	12,13,367	15%	1,82,005	10,31,362
	Bus - AP 16 TE 6161	12,60,295	-	-	-	12,60,295	15%	1,89,044	10,71,250
	Bus - AP 16 TE 6162	12,42,277	-	-	-	12,42,277	15%	1,86,342	10,55,936
	Bus - AP 16 TE 6163	12,42,277	-	-	-	12,42,277	15%	1,86,342	10,55,936
	Bus - AP 16 TE 6164	12,42,277	-	-	-	12,42,277	15%	1,86,342	10,55,936
	<b>Total.... (A)</b>	<b>2,77,27,112</b>	<b>-</b>	<b>-</b>	<b>-</b>	<b>2,77,27,112</b>		<b>41,59,067</b>	<b>2,35,68,045</b>
	<b>B) Cars:</b>								
	Vehicle-9660 (Already Sold)	(1,54,544)	-	-	-	(1,54,544)	15%	(23,182)	(1,31,363)
	Vehicle- No.1888 (Already Sold)	(2,67,309)	-	-	-	(2,67,309)	15%	(40,096)	(2,27,213)
	Vehicle-No-2748 (Already Sold)	(11,384)	-	-	-	(11,384)	15%	(1,708)	(9,676)
	Vehicle - Duster (Already Sold)	(68,846)	-	-	-	(68,846)	15%	(10,327)	(58,519)
	Verna - AP 16BV 5445 (Already Sold)	(1,54,492)	-	-	-	(1,54,492)	15%	(23,174)	(1,31,318)
	Vehicle - AP-16 BV7227 (Already Sold)	(2,56,757)	-	-	-	(2,56,757)	15%	(38,514)	(2,18,243)
	Vehicle - Maruti Ertiga	3,11,064	-	-	-	3,11,064	15%	46,660	2,64,405
	<b>Total.... (B)</b>	<b>(6,02,268)</b>	<b>-</b>	<b>-</b>	<b>-</b>	<b>(6,02,268)</b>		<b>(90,340)</b>	<b>(5,11,927)</b>


Amrita Sai Educational Improvement Trust, Paritala  
 FY : 2020-21

6. Fixed Assets - ASEI

Sl. No.	Name of the Asset	Opening Balance as on 01-Apr-2020 Rs.	Additions		Deletions Rs.	Total Rs.	Rate of Depreciation	Depreciation Rs.	Closing Balance as on 31-Mar-2021 Rs.
			Upto 30-Sep-2020 Rs.	After 30-Sep-2020 Rs.					
	C) Others Van - AP 16 TY 3099	1,66,389	-	-	-	1,66,389	15%	24,958	1,41,431
	<b>Total.... (C)</b>	<b>1,66,389</b>	<b>-</b>	<b>-</b>	<b>-</b>	<b>1,66,389</b>		<b>24,958</b>	<b>1,41,431</b>
	<b>Total... (2 = A+B+C)</b>	<b>2,72,91,234</b>	<b>-</b>	<b>-</b>	<b>-</b>	<b>2,72,91,234</b>		<b>40,93,685</b>	<b>2,31,97,549</b>
	<b>Total... (1+2)</b>	<b>2,86,52,310</b>	<b>-</b>	<b>-</b>	<b>-</b>	<b>2,86,52,310</b>		<b>40,93,685</b>	<b>2,45,58,625</b>

For AMRITA SAI EDUCATIONAL IMPROVEMENT TRUST

  
 (Kudaravalli Ramesh Babu)  
 Chairman

  
 (Kudaravalli Rama Mohana Rao)  
 Secretary





**10. Fee Collections**

Sl.No	Particulars	ASIST Rs.	ASEI Trust Rs.	Total Rs.
1	Tution Fee - From Govt	6,86,42,400	-	6,86,42,400
2	Tution Fee from Students	2,61,12,600	-	2,61,12,600
	<b>Total...</b>	<b>9,47,55,000</b>	<b>-</b>	<b>9,47,55,000</b>

**11. Other Income**


Sl.No	Particulars	ASIST Rs.	ASEI Trust Rs.	Total Rs.
1	Special Fee Collection	33,74,400	-	33,74,400
	Less : Concessions	-	-	-
		33,74,400	-	33,74,400
2	Alumini Fee	75,800	-	75,800
3	Transportation Fee: Students	-	1,61,89,140	1,61,89,140
4	Registration Fee collection	7,16,700	-	7,16,700
5	Xerox Book Collection	44,569	-	44,569
6	Other Deduction	4,35,515	-	4,35,515
7	Consultancy Charges	1,19,603	-	1,19,603
8	Exam Cell Account			
	a) Exam Cell- Other Income	3,47,781	-	3,47,781
	b) Exam Fee Collection	27,90,960	-	27,90,960
9	Interest received From Bank Accounts :			
	a) Interest From AB 137510011000376	12,955	-	12,955
	b) Interest From AB 137510100004766	462	-	462
	b) Interest From AB 09341002990011	222	-	222
	c) Interest From CBI 3072580869	1,638	-	1,638
	d) Interest From CBI 3072632015	60,972	-	60,972



(Kudaravalli Ramesh Babu)

Chairman

For AMRITA SAI EDUCATIONAL IMPROVEMENT TRUST



(Kudaravalli Rama Mohana Rao)

Secretary



Amrita Sai Educational Improvement Trust, Páritala  
FY : 2020-21

Sl.No	Particulars	ASIST Rs.	ASEI Trust Rs.	Total Rs.
	e) Interest From CBI 3072633552	527	-	527
	f) Interest From CBI 3092005205	-	1,327	1,327
	g) Interest From SBI 6086	1,000	-	1,000
	h) Interest From SBH 7854	4,039	-	4,039
10	Interest on Electricity Deposit	13,438	-	13,438
11	Interest on Income refund	-	1,372	1,372
	<b>Total...</b>	<b>80,00,581</b>	<b>1,61,91,839</b>	<b>2,41,92,420</b>

12. Affiliation Fee

Sl.No	Particulars	ASIST Rs.	ASEI Trust Rs.	Total Rs.
1	JNTUK Common Service Fees	-	-	-
2	SBTET / Polysat Fee	1,02,520	-	1,02,520
3	JNTUK Expenses	1,11,408	-	1,11,408
4	JNTUK Affiliation Fees	31,74,534	-	31,74,534
	<b>Total...</b>	<b>33,88,462</b>	<b>-</b>	<b>33,88,462</b>

13. Employee Benefit Expenses

Sl.No	Particulars	ASIST Rs.	ASEI Trust Rs.	Total Rs.
1	<b>Salaries:</b>			
	Teaching Staff Salaries	4,81,41,659	-	4,81,41,659
	Non -Teaching Staff Salaries	1,51,29,708	-	1,51,29,708
	<b>Total...</b>	<b>6,32,71,367</b>	<b>-</b>	<b>6,32,71,367</b>

14. Administrative Expenses and Other Expenses

Sl.No	Particulars	ASIST Rs.	ASEI Trust Rs.	Total Rs.
1	<b>Repair &amp; Maintenance</b>			
	a) Computer Maintenance	25,684	-	25,684
	b) Electrical Maintenance	1,24,940	-	1,24,940
	c) Garden Maintenance	12,685	-	12,685

For AMRITA SAI EDUCATIONAL IMPROVEMENT TRUST

( Kudaravalli Ramesh Babu )  
Chairman

(Kudaravalli Rama Mohana Rao)  
Secretary



## Amrita Sai Educational Improvement Trust, Paritala


FY : 2020-21

Sl.No	Particulars	ASIST Rs.	ASEI Trust Rs.	Total Rs.
	d) Generator Maintenance	4,24,542	-	4,24,542
	e) Lab Maintenance	10,39,855	-	10,39,855
	f) Repairs & Maintenance - Buildings	5,19,835	-	5,19,835
	g) Repairs & Maintenance-Furniture	2,54,379	-	2,54,379
	h) Cleaning Maintenance	2,66,930	-	2,66,930
	i) Computer Spares and Accessories	3,42,558	-	3,42,558
	<b>Total of Repairs &amp; Maintenance ....(1)</b>	<b>30,11,408</b>	<b>-</b>	<b>30,11,408</b>
<b>2</b>	<b>Vehicle Maintenance</b>			
	a) Vehicles Diesel Oil	11,25,223	-	11,25,223
	b) Vehicles Insurance	2,27,612	-	2,27,612
	c) Vehicles Repairs & Maintenance	4,71,085	32,000	5,03,085
	d) Vehicles Toll Charges	2,915	-	2,915
	e) Buses Diesel Oil	-	6,81,195	6,81,195
	f) Buses Insurance	4,38,831	16,70,873	21,09,704
	g) Buses Repairs & Maintenance	-	2,76,491	2,76,491
	h) Buses Road Tax	-	3,75,790	3,75,790
	i) Buses Toll Charges	-	2,82,601	2,82,601
	j) Vehicle Maintenance	5,952	-	5,952
	<b>Total of Vehicle Maintenance ....(2)</b>	<b>22,71,618</b>	<b>33,18,950</b>	<b>55,90,567</b>
<b>3</b>	<b>Exam Cell Account</b>			
	Exam Cell Expenses	16,23,047	-	16,23,047
	Exam Cell Spot Valuation Account	1,14,867	-	1,14,867
	Exams Remuneration	60,402	-	60,402
	External Lab Remuneration	84,439	-	84,439
	JNTUK Exam Fee	9,26,060	-	9,26,060
	Staff remuneration-Exam cell	3,29,925	-	3,29,925
	<b>Total of Exam Cell Expenses ....(3)</b>	<b>31,38,740</b>	<b>-</b>	<b>31,38,740</b>

For AMRITA SAI EDUCATIONAL IMPROVEMENT TRUST

(Kudaravalli Ramesh Babu)  
Chairman


(Kudaravalli Rama Mohana Rao)  
Secretary




Amrita Sai Educational Improvement Trust, Paritala  
FY : 2020-21

SI.No	Particulars	ASIST Rs.	ASEI Trust Rs.	Total Rs.
4	<b>Other Administrative Expenses</b>			
	Admin Charges - EPF	8,920	-	8,920
	Advertisement Charges	5,56,767	-	5,56,767
	AICTE FEES	2,992	-	2,992
	AP POLYSET	2,000	-	2,000
	APSCHE BOARD	2,41,042	-	2,41,042
	Audit Fees	2,95,000	-	2,95,000
	Autonomous Expenses	4,87,027	-	4,87,027
	Bank Charges	27,239	29,220	56,459
	Department Operational Expenses	9,62,675	-	9,62,675
	Donations	3,23,400	-	3,23,400
	Electricity Charges	8,68,287	-	8,68,287
	E.P.F Expenses	1,17,667	-	1,17,667
	Faculty Development Expenses	7,43,002	-	7,43,002
	Functions & Celebration Expenses	82,520	-	82,520
	General Expenses	1,31,649	-	1,31,649
	Guest Lecture Expenses	2,21,616	-	2,21,616
	Inspection Fee	8,850	-	8,850
	Interest on TDS Payments	56,472	-	56,472
	Internet Expenses	2,66,683	-	2,66,683
	IQAC Expenses	25,732	-	25,732
	Journals & Subscriptions	2,86,440	-	2,86,440
	Library Expenses	13,570	-	13,570
	Plumbing Expenses	7,012	-	7,012
	Pooja Expenses	45,944	-	45,944
	Postage & Courier Charges	3,483	-	3,483
	Printing & Stationery Expenses	2,33,615	-	2,33,615
	Promotion Expenses	1,90,000	-	1,90,000
	Publicity Expenses	9,027	-	9,027
	R & D Expenses	9,62,122	-	9,62,122

For AMRITA SAI EDUCATIONAL IMPROVEMENT TRUST


  
( Kudaravalli Ramesh Babu )  
Chairman

  
(Kudaravalli Rama Mohana Rao)  
Secretary




Amrita Sai Educational Improvement Trust, Paritala  
FY : 2020-21

Sl.No	Particulars	ASIST Rs.	ASEI Trust Rs.	Total Rs.
	Security Charges	10,76,883	-	10,76,883
	Seminars & Workshop Expenses	12,44,213	-	12,44,213
	Sports Expenses	65,093	-	65,093
	Staff Welfare / Medical Aid	1,07,979	-	1,07,979
	Student Welfare	30,30,900	-	30,30,900
	Telephone Charges	2,13,659	-	2,13,659
	Training & Placement Expenses	25,000	-	25,000
	Travelling Expenses	1,35,532	-	1,35,532
	Interest on Vehicle Loans	-	3,32,295	3,32,295
	Round off	9,361	6	9,367
	Bus Parking Charges	2,100	-	2,100
	City Office Exp	3,83,330	-	3,83,330
	Covid Expenses	1,00,786	-	1,00,786
	GPRS Rent	2,355	-	2,355
	Membership Fee	1,05,700	-	1,05,700
	Penalty For Late Payment	55,075	52,411	1,07,486
	Property Tax	5,31,392	-	5,31,392
	Skill Development Training Exp	1,08,642	-	1,08,642
	Student Mentoring & Monitoring Exp	2,25,000	-	2,25,000
	Management and Staff Insurance	1,74,300	-	1,74,300
	Meeting Expenses	18,022	-	18,022
	Buses Pollution	-	3,820	3,820
	General Insurance	43,807	-	43,807
	AFRC Processing Fee	70,020	-	70,020
	Professional Charges	74,800	-	74,800
	<b>Total of Other Administrative Expenses ... (4)</b>	<b>1,49,84,702</b>	<b>4,17,752</b>	<b>1,54,02,453</b>
	<b>Total (1) + (2) + (3) + (4) ...</b>	<b>2,34,06,468</b>	<b>37,36,701</b>	<b>2,71,43,169</b>

  
(Kudaravalli Ramesh Babu)  
Chairman

For AMRITA SAI EDUCATIONAL IMPROVEMENT TRUST

  
(Kudaravalli Rama Mohana Rao)  
Secretary



15. Finance Cost


Sl.No	Particulars	ASIST Rs	ASEI Trust Rs.	Total Rs.
1	Interest on CBI OD 3073359600	-	14,23,233	14,23,233
2	Interest on CBI Loan - 458	-	2,78,793	2,78,793
3	Interest on Unsecured Loan-K Mrudula	-	2,62,905	2,62,905
4	Interest on Unsecured Loan-M/s. Jaya Sai Aqua	-	11,93,048	11,93,048
5	Penal interest for late payment	-	2,872	2,872
	<b>Total</b>	-	<b>31,60,841</b>	<b>31,60,841</b>

As per our separate report of even date

For M.N.RAO & ASSOCIATES

Chartered Accountants

Firm Reg.No 005386S

  
 (T S Rama Mohana Rao)

Partner

Membership No.200613

UDIN : 2220613AC0JRA6850



For AMRITA SAI EDUCATIONAL  
 IMPROVEMENT TRUST



(Kudaravalli Ramesh Babu)  
 Chairman



(Kudaravalli Rama Mohana Rao)  
 Secretary

Place : Vijayawada

Date : 15-Feb-2022

16. Opening Cash & Bank Balances as on 01-Apr-2020

Sl. No.	Particulars	ASIST Rs.	ASEI Trust Rs.	Total Rs.
<b>A)</b>	<b>Bank Balances:</b>			
1	Union Bank SB - 137510011000376	3,23,87,049	-	3,23,87,049
2	Union Bank SB - 137510100004766	18,063	-	18,063
3	Union Bank SB - 09341002990011	9,243	-	9,243
4	Central Bank of India CA - 3150270927	19,647	-	19,647
5	Central Bank of India CA - 3071790301	-	28,708	28,708
6	Central Bank of India CA - 3717232018	-	19,976	19,976
7	Central Bank of India CA - 3724462984	-	19,16,430	19,16,430
8	Central Bank of India SB - 3072580869	48,781	-	48,781
9	Central Bank of India SB - 3072632015	1,19,363	-	1,19,363
10	Central Bank of India SB - 3092005205	-	33,028	33,028
11	Central Bank of India SB - 3072633552	16,906	-	16,906
12	SBI - Paritala - 62275977854	90,811	-	90,811
13	SBI - KCL - 32896506086	1,39,967	-	1,39,967
14	SBI - KCL - CA No.11382486865	-	1,08,046	1,08,046
15	HDFC-CA-50200024991567	10,659	-	10,659
	<b>Total..(A)</b>	<b>3,28,60,489</b>	<b>21,06,187</b>	<b>3,49,66,676</b>
<b>B)</b>	<b>Cash Balance</b>	<b>11,68,497</b>	<b>4,82,711</b>	<b>16,51,208</b>
	<b>Total..(B)</b>	<b>11,68,497</b>	<b>4,82,711</b>	<b>16,51,208</b>
	<b>Total...(A+B)</b>	<b>3,40,28,986</b>	<b>25,88,898</b>	<b>3,66,17,884</b>

17. Unsecured Loans received


Sl. No.	Particulars	ASIST Rs.	ASEI Trust Rs.	Total Rs.
1	Amrita Sai Educational Improvement Trust	1,00,000	-	1,00,000
2	M/s. Jaya Lakshmi Sea Foods Pvt Ltd	-	60,00,000	60,00,000
	<b>Total...</b>	<b>1,00,000</b>	<b>60,00,000</b>	<b>61,00,000</b>

18. Secured Loans received

Sl. No.	Particulars	ASIST Rs.	ASEI Trust Rs.	Total Rs.
1	CBI - 3832551814	-	55,76,000	55,76,000
	<b>Total...</b>	<b>-</b>	<b>55,76,000</b>	<b>55,76,000</b>

For AMRITA SAI EDUCATIONAL IMPROVEMENT TRUST

  
( Kudaravalli Ramesh Babu )  
Chairman

  
(Kudaravalli Rama Mohana Rao)  
Secretary



**Amrita Sai Educational Improvement Trust, Paritala**  
**FY : 2020-21**

**19. Excess Fee received**

Sl. No.	Particulars	ASIST Rs.	ASEI Trust Rs.	Total Rs.
1	Excess Fee received	29,675	-	29,675
	<b>Total...</b>	<b>29,675</b>	<b>-</b>	<b>29,675</b>


**20. Interest received**


Sl. No.	Particulars	ASIST Rs.	ASEI Trust Rs.	Total Rs.
	<b>Interest from</b>			
1	Andhra Bank - 137510011000376	12,955	-	12,955
2	Andhra Bank - 137510100004766	462	-	462
3	Andhra Bank SB - 09341002990011	222	-	222
4	Central Bank of India - 3072580869	1,638	-	1,638
5	Central Bank of India - 3072632015	60,972	-	60,972
6	Central Bank of India - 3072633552	527	-	527
7	Central Bank of India - 3092005205	-	1,327	1,327
8	Central Bank of India - 32896506086	1,000	-	1,000
9	Central Bank of India - 62275977854	4,039	-	4,039
10	Income tax refund received for FY: 2018-19	-	35,650	35,650
	<b>Total...</b>	<b>81,815</b>	<b>36,977</b>	<b>1,18,792</b>

**21. Fee Collection**

Sl. No.	Particulars	ASIST Rs.	ASEI Trust Rs.	Total Rs.
1	Xerox Book Collection	44,569	-	44,569
2	Alumini Fee	75,800	-	75,800
	<b>Total...</b>	<b>1,20,369</b>	<b>-</b>	<b>1,20,369</b>

For AMRITA SAI EDUCATIONAL IMPROVEMENT TRUST

  
 (Kudaravalli Ramesh Babu)  
 Chairman

  
 (Kudaravalli Rama Mohana Rao)  
 Secretary





Amrita Sai Educational Improvement Trust, Paritala  
FY : 2020-21

22. Exam Cell Account

Sl. No.	Particulars	ASIST Rs.	ASEI Trust Rs.	Total Rs.
1	Exam Cell Expenses	3,400.00	-	3,400
2	Exam Cell- Other Income	3,47,781	-	3,47,781
3	Exam Cell Spot Valuation	7,17,775	-	7,17,775
4	Exam Fee Collection	27,90,960	-	27,90,960
5	External Lab Remuneration	1,479.05	-	1,479
	<b>Total...</b>	<b>38,61,395</b>	<b>-</b>	<b>38,61,395</b>


23. Amount received from Loans & Advances

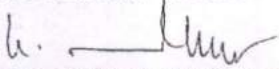
Sl. No.	Particulars	ASIST Rs.	ASEI Trust Rs.	Total Rs.
1	Amrita Sai Institute of Science & Technology	-	8,92,22,169	8,92,22,169
	<b>Total...</b>	<b>-</b>	<b>8,92,22,169</b>	<b>8,92,22,169</b>

24. Repayment of Secured Loans (Including Interest)

Sl. No.	Particulars	ASIST Rs.	ASEI Trust Rs.	Total Rs.
1	Term Loan CBI - 3832551814	-	3,39,809	3,39,809
2	Sundaram Finance Sundaram Finance Loan- L 019300542	-	4,02,000	4,02,000
	Sundaram Finance Loan-M 019300021	-	10,89,000	10,89,000
	Sundaram Finance Loan-M 019300022	-	5,44,500	5,44,500
	Sundaram Finance Loan-M 019300023	-	5,44,500	5,44,500
	Sundaram Finance Loan- M 019300830	-	13,13,600	13,13,600
	Sundaram Finance Loan- N 019302164	-	9,44,400	9,44,400
	<b>Total...</b>	<b>-</b>	<b>51,77,809</b>	<b>51,77,809</b>

For AMRITA SAI EDUCATIONAL IMPROVEMENT TRUST

  
(Kudaravalli Ramesh Babu)  
Chairman

  
(Kudaravalli Rama Mohana Rao)  
Secretary



Amrita Sai Educational Improvement Trust, Paritala  
FY : 2020-21

25. Repayment of Unsecured Loans (Including Interest)

Sl. No.	Particulars	ASIST Rs.	ASEI Trust Rs.	Total Rs.
1	M/s.Jaya Lakshmi Sea Foods Pvt Ltd	-	1,56,00,000	1,56,00,000
2	Yalavarthi Balagangadhar Rao	-	8,93,000	8,93,000
3	Amrita Sai Educational Improvement Trust	8,70,30,010	-	8,70,30,010
	<b>Total...</b>	<b>8,70,30,010</b>	<b>1,64,93,000</b>	<b>10,35,23,010</b>

26. Payment of Outstanding Provisions

Sl.No.	Particulars	ASIST Rs.	ASEI Trust Rs.	Total Rs.
1	Salaries Payable	4,31,428	-	4,31,428
2	Transport Fees payable - Trust	1,82,08,250	-	1,82,08,250
	<b>Total...</b>	<b>1,86,39,678</b>	<b>-</b>	<b>1,86,39,678</b>


27. Payment of Statutory Payments


Sl.No.	Particulars	ASIST Rs.	ASEI Trust Rs.	Total Rs.
1	TDS on other than salaries TDS u/s 194A	-	1,26,808	1,26,808
	<b>Total...</b>	<b>-</b>	<b>1,26,808</b>	<b>1,26,808</b>

28. Payment of Bank Interest & Charges

Sl.No.	Particulars	ASIST Rs.	ASEI Trust Rs.	Total Rs.
1	Bank Charges	17,525	29,290	46,815
2	Interest - CBI OD (9600)	-	14,23,233	14,23,233
3	Interest on CBI Term Loan - 3832551814	-	35,567	35,567
4	Penal Interest on Late Payment	-	2,844	2,844
	<b>Total...</b>	<b>17,525</b>	<b>14,90,934</b>	<b>15,08,459</b>

For AMRITA SAI EDUCATIONAL IMPROVEMENT TRUST

  
(Kudaravalli Ramesh Babu)  
Chairman

  
(Kudaravalli Rama Mohana Rao)  
Secretary



Amrita Sai Educational Improvement Trust, Paritala  
FY : 2020-21

29. Administrative Expenses

Sl.No.	Particulars	ASIST Rs	ASEI Trust Rs.	Total
1	<b>Repairs &amp; Maintenance</b>			
	Repairs & Maintenance -Buildings	15,000	-	15,000
	Repairs & Maintenance - Car & Others	-	32,000	32,000
2	<b>Vehicle Maintenance</b>			
	Buses Insurance	-	17,15,873	17,15,873
	Buses Pollution	-	3,820	3,820
	Buses Repairs & Maintenance	-	3,520	3,520
	Buses Road Tax	-	5,05,790	5,05,790
	Buses Toll Charges	-	2,82,601	2,82,601
3	<b>Office Expenses</b>			
	General Expenses	8,000	-	8,000
	Postage & Courier Charges	1,851	-	1,851
	Printing & Stationery	60	-	60
	Management and Staff Insurance	50,000	-	50,000
4	<b>Other Expenses</b>			
	Penalty for Late Payment	-	52,411	52,411
	Donations	8,400	-	8,400
	Professional Charges	-	3,000	3,000
5	<b>Exam Cell Account</b>			
	Exam Cell Spot Valuation Fees Paid	8,32,642	-	8,32,642
	Exam Cell Expenses - Diploma	8,96,348	-	8,96,348
	Staff Remuneration - Exam Cell	3,29,925	-	3,29,925
	Exam - Valuation Remuneration	60,402	-	60,402
	External Lab Remuneration	85,918	-	85,918
	JNTUK Exam Fee	9,26,061	-	9,26,061
6	<b>Academic Expenses</b>			
	Autonomous Expenses	1,50,000	-	1,50,000
	Department Expenses	60	-	60
7	<b>Employee Benefits</b>			
	Round off	2	-	2
	IQAC Expenses	180	-	180
	<b>Total....</b>	<b>33,64,849</b>	<b>25,99,015</b>	<b>59,63,863</b>

For AMRITA SAI EDUCATIONAL IMPROVEMENT TRUST

(Kudaravalli Ramesh Babu)

Chairman

(Kudaravalli Rama Mohana Rao)

Secretary



Amrita Sai Educational Improvement Trust, Paritala  
FY : 2020-21

30.Fee From Students

Sl.No.	Particulars	ASIST Rs.	ASEI Trust Rs.	Total Rs.
1	B.Tech	13,400	-	13,400
	Total....	13,400	-	13,400

31. Amount paid to Sundry Creditors during the F.Y:2020-21

Sl.No.	Particulars	ASIST Rs.	ASEI Trust Rs.	Total Rs.
1	Bees Software Solutions Pvt Ltd	54,500	-	54,500
2	JBS Communication & Technologies	48,262	-	48,262
3	Omkar Graphics & Offset Printers	6,27,935	-	6,27,935
4	Automotive Manufactures Pvt Ltd	-	1,30,900	1,30,900
5	Kishore Tyre Works	-	45,900	45,900
6	Sri Laxmi Battery Works	-	10,750	10,750
7	Venkateswara Service Station	-	30,15,019	30,15,019
	Total...	7,30,697	32,02,569	39,33,266

32. Amount paid for Loans & Advances during the F.Y:2020-21

Sl.No.	Particulars	ASIST Rs.	ASEI Trust Rs.	Total Rs.
1	Jasper Industries Private Ltd	-	64,821	64,821
2	Amrita Sai Institute of Science and Technology	-	8,11,85,963	8,11,85,963
	Total...	-	8,12,50,784	8,12,50,784

33.Cash & Bank Balances as on 31-Mar-2021

Sl.No.	Particulars	ASIST Rs.	ASEI Trust Rs.	Total Rs.
A)	<b>Bank Balances:</b>			
1	Andhra Bank SB - 137510011000376	10,689	-	10,689
2	Andhra Bank SB - 137510100004766	18,525	-	18,525
3	Andhra Bank SB - 09341002990011	8,866	-	8,866
4	Central Bank of India CA - 3150270927	19,293	-	19,293
5	Central Bank of India CA - 3071790301	-	6,004	6,004
6	Central Bank of India CA - 3717232018	-	19,976	19,976
7	Central Bank of India CA - 3724462984	-	11,07,875	11,07,875
8	Central Bank of India SB - 3072580869	57,963	-	57,963

For AMRITA SAI EDUCATIONAL IMPROVEMENT TRUST

(Kudaravalli Ramesh Babu)  
Chairman

(Kudaravalli Rama Mohana Rao)  
Secretary



Amrita Sai Educational Improvement Trust, Paritala  
FY : 2020-21

Sl.No.	Particulars	ASIST Rs.	ASEI Trust Rs.	Total Rs.
9	Central Bank of India SB - 3072632015	2,21,530	-	2 21,530
10	Central Bank of India SB - 3092005206	-	34,355	34,355
11	Central Bank of India SB - 3072633552	17,433	-	17,433
12	SBH - Paritala - 62275977854	19,438	-	19,438
13	SBI - KCL - 32896506086	21,621	-	21,621
14	SBI - KCL - CA No.11382488865	-	6,05,770	6 05,770
15	HDFC-CA-50200024991567	25	-	25
	Total..(A)	3,95,382	17,73,979	21 69,361
B)	Cash Balance	23,07,440	3,50,961	26 58,401
	Total..(B)	23,07,440	3,50,961	26 58,401
	Total..(A+B)	27,02,822	21,24,940	48 27,762


As per our separate report of even date  
For M.N.RAO & ASSOCIATES


Chartered Accountants  
Firm Reg.No 005386S

  
(T S Rama Mohana Rao)  
Partner  
Membership No.200613  
UDIN : 2220613AC0JRA6850



For AMRITA SAI EDUCATIONAL  
IMPROVEMENT TRUST

  
(Kudaravalli Ramesh Babu)  
Chairman

  
(Kudaravalli Rama Mohana Rao)  
Secretary

Place : Vijayawada

Date : 15-Feb-2022



Name of Assessee	AMRITA SAI EDUCATIONAL IMPROVEMENT TRUST		
Address	..AMRITA SAI INSTITUTE OF SCIENCE AND TECHNOLOGY, AMRITA SAINAGAR, PARITALA, KANCHIKACHARLA, KRISHNA, ANDHRA PRADESH, 521108		
E-Mail	asist_kudaravalli@yahoo.com		
Status	AOP Trust	Assessment Year	2021-2022
Ward	EXEMPTION CIR, VIJAYAWADA 1 (1)	Year Ended	31.3.2021
PAN	AABTA8734G	Formation Date	23/10/2006
Residential Status	Resident		
Method of Accounting	Mercantile		
A.O. Code	DLC-CA-250-1		
Filing Status	Original		
Last Year Return Filed On	06/02/2021	Serial No.:	243102521060221
Bank Name	Central Bank of India, Kanchikacharla, A/C NO:3071790301 ,Type: Current ,IFSC: CBIN0280833		
Tele:	Mob:9885481555		
Registration no :	I(118)/CIT/VJA/07-08		
Registration Date :	16/09/2008		
Sub Status :	Association of persons (Trust) , Claiming Exemption Under Section 11		

**Computation of Total Income**

Income from Other Sources (Chapter IV F)		0
_____		
Aggregate of income u/s 11,12 and 10(23C)(iv),(v),(vi) and (via) excluding Voluntary contribution		118947420
Less: Application of Income		
Amount applied to charitable purposes in india during the previous year - Revenue Account	110050290	
	_____	110050290
Income Exempt u/s 11(1)(a)		
Income Accumulated or Set Apart Upto 15% (of Voluntary Contributions other than corpus and Aggregate of income referred to in sections 11 and 12 )	8897130	
	_____	-118947420
<b>Gross Total Income</b>		<b>0</b>
<b>Total Income</b>		<b>0</b>
Round off u/s 288A		0
Adjusted total income (ATI) is not more than Rs. 20 lakh hence AMT not applicable.		
Tax Due	0	
T.D.S./T.C.S	1340	
	_____	-1340
Refundable (Round off u/s 288B)	1340	

**T.D.S./ T.C.S. From**

Non-Salary(as per Annexure)

1340

Due Date for filing of Return October 31, 2021

Due date extended to 15/03/2022 Circular No. 01/2022 in F.No:225/49/2021/ITA-II Dt 11-Jan-2022

Aggregate of income u/s 11,12 and 10(23C) derived during the previous year

Receipts from main objects	98129400
Receipts from incidental objects	20720068
Interest income	97952
<b>Total</b>	<b>118947420</b>

**Bank Account Detail**

S. No.	Bank	Address	Account No	MICR NO	IFSC Code	Type
1	UNION BANK OF INDIA	D.NO. 11-76/1F, CHAVITIKALLU ROAD CENTRE, KANCHIKACHERLA	137510011000376	521011534	UBIN0813753	Saving
2	State Bank of India	Kanchikacherla	11382486865	520002522	SBIN0004826	Current
3	Central Bank of India	DOOR NO. 111, VIJAYWADA ROAD, KANCHIKACHERIA, DIST-KRISHNA, A.P-521180, D IST-KRISHNA, ANDHRA PRADESH-521180	3073359600		CBIN0280833	Over Draft
4	State Bank of India	BESIDE GOVT.HIGH SCHOOL, MAIN ROAD, PARITALA-521180, KRI SHNA DIST.	62275977854		SBIN0021649	Saving
5	UNION BANK OF INDIA	Ramalingeswara Peta, Tenali	09341002990011		UBIN0809349	Saving
6	UNION BANK OF INDIA	KANCHIKACHARLA	137510100004766		UBIN0813753	Saving
7	Central Bank of India	KANCHIKACHERLA, KRISHN A DIST	3072632015		CBIN0280833	Current
8	Central Bank of India	Kanchikacherla	3150270927		CBIN0280833	Current
9	Central Bank of India	Kanchikacharla	3071790301		CBIN0280833	Current(Primary)
10	Central Bank of India	Kanchikacherla	3072580869		CBIN0280833	Saving
11	Central Bank of India	Kanchikacherla	3092005205		CBIN0280833	Saving
12	Central Bank of India	Kanchikacherla	3072633552		CBIN0280833	Saving
13	State Bank of India	Kanchikacherla	32896506086		SBIN0004826	Saving
14	HDFC Bank Ltd	NANDIGAMA	50200024991567		HDFC0009181	Current
15	CENTRAL BANK OF INDIA	DOOR NO. 111, VIJAYWADA ROAD, KANCHIKACHERIA	3724462984		CBIN0280833	Current
16	CENTRAL BANK OF INDIA	DOOR NO. 111, VIJAYWADA ROAD, KANCHIKACHERIA	3717232018		CBIN0280833	Current

**Details of SFT Transaction (Imported From Form 26AS)**

S.NO.	Type of Transaction	Name of SFT Filer	Transaction Date	Amount(Rs.)
1	SFT-003_03A Cash deposit in current account	CENTRAL BANK OF INDIA, CHANDERMUKHI 4TH FLOOR BALANCE SHEET DEPT NARIMAN POINT, MUMBAI, MAHARASHTRA, INDIA, 400021	-	5497930
2	SFT-003_03A Cash deposit in current account	CENTRAL BANK OF INDIA, CHANDERMUKHI 4TH FLOOR BALANCE SHEET DEPT NARIMAN POINT, MUMBAI, MAHARASHTRA, INDIA, 400021	-	19744150
3	SFT-003_03B Cash withdrawals in current account	CENTRAL BANK OF INDIA, CHANDERMUKHI 4TH FLOOR BALANCE SHEET DEPT NARIMAN POINT, MUMBAI, MAHARASHTRA, INDIA, 400021	-	0



NAME OF ASSESSEE : AMRITA SAI EDUCATIONAL IMPROVEMENT TRUST  
AABTA8734G Code :T-4

A.Y. 2021-2022 PAN :

4	SFT-003_03B Cash withdrawals in current account	CENTRAL BANK OF INDIA , CHANDERMUKHI 4TH FLOOR BALANCE SHEET DEPT NARIMAN POINT, MUMBAI, MAHARASHTRA, INDIA, 400021	-	1000000
5	SFT-004 Cash deposit (Other than Current Account)	STATE BANK OF INDIA , STATE BANK BHAVAN 3RD FLOOR FRT DEPARTMENT MADAME CAMAE ROAD NARIMAN POINT, MUMBAI, MAHARASHTRA, INDIA, 400021	-	2636000
Total				28878080.00

**Details of T.D.S. on Non-Salary(26 AS Import Date:10 Mar 2022)**

S.No	Head	Name of the Deductor	Tax deduction A/C No. of the deductor	Total Tax deducted	Amount out of (5) claimed for this year	Section
1	AI	ANDHRA PRADESH CENTRAL POWER DISTRIBUTION CORPORAT	HYDA26017F	1340	1340	194A
Sub Total				1340	1340	
Total				1340	1340	


**Details of Members of AOP**

**S. No. Name of Member**

1	SRI KUDARAVALLI RAMESH BABU
2	SRI KUDARAVALLI RAMA MOHANA RAO
3	SRI YENAMADALA VENKATA RAMAIAH
4	SRI KUDARAVALLI SRINIVASA RAO
5	SRI KORATALA ESWARA CHAND

**PAN**

AGZPK6018P  
ACPPK4916L  
AANPY2580N  
AGZPK6017C  
AJSPK3466H

  
Signature

(K.RAMA MOHANA RAO)

For AMRITA SAI EDUCATIONAL  
IMPROVEMENT TRUST

Date-22.03.2022

CompuTax : T-4 [AMRITA SAI EDUCATIONAL IMPROVEMENT TRUST]

Amrita Sai Educational Improvement Trust (Reg.No.265/2006)  
Paritala - 521 180; Krishna District

Details of Members of Governing Body - FY : 2020-21

Sl. No.	Name in BLOCK Letters	Designation	Address
1	Sri Kudaravalli Ramesh Babu	Chairman & Treasurer	S/o. Sri Purnaiah Flat No: E-4, Madhuri Mannor East Point Colony Visakhapatnam - 530 017 PAN : AGZPK 6018 P
2	Sri Kudaravalli Rama Mohana Rao	Secretary & Correspondent	S/o. Sri Purnaiah Flat No: 204, Lakshmi Enclave Bose Road Tenali - 522 201 PAN : ACPK 4916 L
3	Sri Yenamadala Venkata Ramaiah	President	S/o. Sri Kotaiah 3rd Line, N.G.O's Colony Narasarao Peta - 522 601 PAN : AANPY 2580 N
4	Sri Kudaravalli Srinivasa Rao	Vice President	S/o. Sri Purnaiah Flat No.602, Redcreek Apartments Panduranga Puram Visakhapatnam - 530 003 PAN : AGZPK 6017 C
5	Sri Koratala Eswar Chand	Joint Secretary	S/o. Sri Srirama Murthy Flat No.103, Sree Lakshmi Towers Tenali - 522 201 PAN : AJSPK 3466 H

# Acknowledgement Receipt of Income Tax Forms (Other Than Income Tax Return)



e-Filing *Anywhere Anytime*  
Income Tax Department, Government of India

e-Filing Acknowledgement Number / Quarterly Statement Receipt Number  
210665910150222

Date of e-Filing  
15-Feb-2022

Name	:	AMRITASAI EDUCATIONAL IMPROVEMENT TRUST
PAN/TAN	:	AABTA8734G
Address	:	AMRITA SAI NAGAR, PARITALA, KRISHNA, KANCHIKACHERLA, Andhra Pradesh, INDIA, 521180
Form No.	:	Form 10B
Form Description	:	Audit report under section 12A(1)(b) of the Income-tax Act, 1961, in the case of charitable or religious trusts or institutions
Assessment Year	:	2021-22
Financial Year	:	-
Month	:	-
Quarter	:	-
Filing Type	:	Original
Capacity	:	Chartered Accountant
Verified By	:	200613

(This is a computer generated Acknowledgement Receipt and needs no signature)



**FORM NO. 10B**

[See Rule 17B]

**Audit Report under section 12A (b) of the Income-tax Act, 1961 in the case of  
charitable or religious trusts or institutions**

We have examined the balance sheet of AMRITA SAI EDUCATIONAL IMPROVEMENT TRUST AABTA6734G [name and PAN of the trust or institution] as at 31/03/2021 and the Profit and loss account for the year ended on that date which are in agreement with the books of account maintained by the said trust or institution

We have obtained all the information and explanations which to the best of our knowledge and belief were necessary for the purposes of the audit. In our opinion, proper books of account have been kept by the head office and the branches of the above-named trust visited by us so far as appears from our examination of the books, and proper Returns adequate for the purposes of audit have been received from branches not visited by us subject to the comments given below:

In our opinion and to the best of our information, and according to information given to us the said accounts give a true and fair view: -


- i. in the case of the balance sheet of the state of affairs of the above-named trust as at 31/03/2021
- ii. in the case of the profit and loss account, of the profit or loss of its accounting year ending on 31/03/2021

The prescribed particulars are annexed hereto.



Place : Vijayawada  
Date : 15/02/2022  
UDIN : 22200613ACOOTZ4597

For M N RAO & ASSOCIATES  
Chartered Accountants

  
(SIVA RAMA MOHANA RAO TUMMALA)  
PARTNER

Membership No: 200613  
Registration No: 005386s

**ANNEXURE  
STATEMENT OF PARTICULARS**

*I Application of income for charitable or religious purposes.*

1.	Amount of income of the previous year applied to charitable or religious purposes in India during that year.	110050290
2.	Whether the trust has exercised the option under clause (2) of the Explanation to section 11 (1)? If so, the details of the amount of income deemed to have been applied to charitable or religious purposes in India during the previous year.	No
3.	Amount of income Accumulated or set apart for application to charitable or religious purposes, to the extent it does not exceed 15 per cent of the income derived from property held under trust Wholly for such purposes.	8897130
4.	Amount of income eligible for exemption under section 11(1)(c) [Give details]	No
5.	Amount of income, in addition to the amount referred to in item 3 above, accumulated or set apart for specified purposes under section 11(2)	0
6.	Whether the amount of income of mentioned in item 5 above has been invested or deposited in the manner laid down in section 11(2)(b)? If so, the details thereof.	NA
7.	Whether any part of the income in respect of which an option was exercised under clause (2) of the Explanation to section 11(1) in any earlier year is deemed to be income of the previous year under section 11(B)? If so, the details thereof.	No
8.	Whether, during the previous year, any part of income accumulated or set apart for specified purposes under section 11(2) in any earlier year :-	
a.	has been applied for purposes other than charitable or religious purposes or has ceased to be accumulated or set apart for application thereto, or	No
b.	has ceased to remain invested in any security referred to in section 11(2)(b)(i) or deposited in any account referred to in section 11(2)(b)(ii) or section 11(2) (b) (iii), or	No
c.	has not been utilised for purpose for which it was accumulated or set apart during the period for which it was to be accumulated or set apart, or in the year immediately following the expiry thereof? If so, the details thereof	No

**II. Application or use of income or property for the benefit of persons referred to in section 13 [3].**

1.	Whether any part of the income or property of the trust was lent, or continues to be lent, in the previous year to any person referred to in section 13(3) (hereinafter referred to in this Annexure as such person) ? If so, give details of the amount, rate of interest charged and the nature of security, if any.	NO
2.	Whether any land, building or other property of the trust was made, or continued to be made, available for the use of any such person during the previous year? If so, give details of the property and the amount of rent or compensation charged, if any.	NO
3.	Whether any payment was made to any such person during the previous year by way of salary allowance or otherwise? If so, give details.	NO

4.	Whether the services of the trust were made available to any such person during the previous year? If so, give details thereof together with remuneration or compensation received, if any.	NO
5.	Whether any share, security, or other property was purchased by or on behalf of the trust during the previous year from any such person? If so, give details thereof together with the consideration paid.	NO
6.	Whether any share, security, or other property was sold by or on behalf of the trust during the previous year to any such person? If so, the details thereof together with the consideration received.	NO
7.	Whether any income or property of the trust was diverted during the previous year in favour of any such person? If so, give details thereof together with the amount of income or value of property so diverted.	NO
8.	Whether the income or property of the trust was used or applied during the previous year for the benefit of any such person in any other manner? If so, give details.	NO

iii. Investment held at any time during the previous year(s) in concerns in which persons referred to in section 13(3) have a substantial interest.

Sl.No	Name and address of the concern	Where the concern is a company No. and class of shares held	Nominal value of the investment	Income from the investment	Whether the amount in Col. 4 exceeded 5% of the capital of the company during the previous year-say. Yes/No

For M N RAO & ASSOCIATES  
Chartered Accountants



*Siva Rama Mohana Rao*  
(SIVA RAMA MOHANA RAO TUMMALA)  
PARTNER

Membership No: 200013  
Registration No: 0053066

Place :Vijayawada  
Date : 15/02/2022  
UDIN : 22200613ACOOTZ4597

**4.4.1 Percentage of Expenditure  
Incurred on Maintenance of Physical  
Facilities and academic Support  
Facilities Excluding Salary component  
Year 2019-2020**

4.1.2 Percentage of expenditure excluding salary for infrastructure development and augmentation year wise during the last five years

4.2.2 Percentage of expenditure for purchase of books/ e-books and subscription to journals/e-journals year wise during the last five years

4.4.1 Percentage expenditure incurred on maintenance of physical facilities and academic support facilities excluding salary component, during the last five years

2019-2020

Head/Sub head of Expenditure	Item of expenditure	Expenditure for infrastructure development and augmentation (in INR)	Expenditure on purchase of books/ebooks and subscription to journals/e-journals (in INR)	Expenditure on maintenace of physical facilities and academic support facilities (in INR)	expenditure on Salary component/ wages (in INR)	Other expenditures (in INR)
Affiliation fee	Affiliation fee	0	0	3453835	0	0
Employees Benefits	Teaching /NonTeaching Salaries	0	0	3572215	64816938	0
Administrative Exp...		6094742	1184290	23982194	0	0
Academic Expenses	Academic Expenses	1246803	1121710	17932036	0	0
Finace Cost	Finace Cost	4449422	0	0	0	0
Depreciation	Depreciation	15636433	0	0	0	0
fixed assets						
	furniture	100226				
	machinery	614062				

IQAC CO-ORDINATOR

PRINCIPAL

PRINCIPAL  
Amrita Sat Institute of Science and Technology  
Amrita Sat Nagar, Paritala  
Krishna Dist 521 180



M/s. Amrita Sai Educational Improvement Trust  
Paritala - 521 180

PAN: AABTA 8734 G / APR - 0C - 074 - 01

Exemption Circle / Vijayawada

Audit Report under **Section 12A(b)** of the Income Tax Act, 1961

For the period ended 31<sup>st</sup> March, 2020

AUDITORS

M N RAO & ASSOCIATES

CHARTERED ACCOUNTANTS

Vaishnavi Plaza (2<sup>nd</sup> Floor),

D. No: 40-6/3-9,

New V.P. Sridhartha Public School,

Moghalrajapuram,

VIJAYAWADA - 520 010

Phone: 0866 - 248 02 01

0866 - 248 03 01

0866 - 248 04 01

Email: mnrao.ca@gmail.com

## INDIAN INCOME TAX RETURN ACKNOWLEDGEMENT

[Where the data of the Return of Income in Form ITR-1 (SAHAJ), ITR-2, ITR-3,  
ITR-4(SUGAM), ITR-5, ITR-6, ITR-7 filed and verified]  
(Please see Rule 12 of the Income-tax Rules, 1962)

Assessment Year  
**2020-21**

PAN	AABTA8734G		
Name	AMRITA SAI EDUCATIONAL IMPROVEMENT TRUST		
Address	, AMRITA SAI INSTITUTE OF SCIENCE AND TECHNOLOGY, AMRITASAINAGAR, PARITALA, KANCHIKACHARLA, KRISHNA, ANDHRA PRADESH, 521108		
Status	AOP/BOI	Form Number	ITR-7
Filed u/s	139(1)-On or before due date	e-Filing Acknowledgement Number	243102521060221
Taxable Income and Tax details	Current Year business loss, if any	1	0
	Total Income		0
	Book Profit under MAT, where applicable	2	0
	Adjusted Total Income under AMT, where applicable	3	0
	Net tax payable	4	0
	Interest and Fee Payable	5	0
	Total tax, interest and Fee payable	6	0
	Taxes Paid	7	1627
	(+)Tax Payable (-)Refundable (6-7)	8	-1627
	Distribution Tax details	Dividend Tax Payable	9
Interest Payable		10	0
Total Dividend tax and interest payable		11	0
Taxes Paid		12	0
(+)Tax Payable /(-)Refundable (11-12)		13	0
Accretion income & tax Detail	Accreted Income as per section 115TD	14	0
	Additional Tax payable u/s 115TD	15	0
	Interest payable u/s 115TE	16	0
	Additional Tax and interest payable	17	0
	Tax and interest paid	18	0
	(+)Tax Payable /(-)Refundable (17-18)	19	0

Income Tax Return submitted electronically on 06-02-2021 13:02:52 from IP address 175.101.109.69 and verified by K.RAMA MOHANA RAO

having PAN ACPPK4916L on 06-02-2021 13:02:52 from IP address 175.101.109.69 using

Digital Signature Certificate (DSC).

DSC details: 17411337CN=e-Mudhra Sub CA for Class 2 Individual 2014,OU=Certifying Authority,O=eMudhra Consumer Services Limited,C=IN

**DO NOT SEND THIS ACKNOWLEDGEMENT TO CPC, BENGALURU**

Name of Assessee	AMRITA SAI EDUCATIONAL IMPROVEMENT TRUST		
Address	AMRITA SAI INSTITUTE OF SCIENCE AND TECHNOLOGY, AMRITA SAINAGAR, PARITALA, KANCHIKACHARLA, KRISHNA, ANDHRA PRADESH, 521108		
E-Mail	asist_kudaravalli@yahoo.com		
Status	AOP Trust	Assessment Year	2020-2021
Ward	EXEMPTION CIR, VIJAYAWADA 1 (1)	Year Ended	31.3.2020
PAN	AABTA8734G	Formation Date	23/10/2008
Residential Status	Resident		
Method of Accounting	Mercantile		
A.O. Code	DLC-CA-250-01		
Filing Status	Original		
Return Filed On	06/02/2021	Acknowledgement No.:	243102521060221
Last Year Return Filed On	11/03/2020	Serial No.:	320410931110320
Bank Name	Andhra Bank, D.NO. 11-76/1F, CHAVITIKALLU ROAD CENTRE, KANCHIKACHERLA, MICR:521011534, A/C NO:137510011000376, Type: Saving, IFSC: ANDB0001375		
Tele:	Mob:9885481555		
Registration no :	I(118)/CIT/VJA/07-08		
Registration Date :	16/09/2008		
Sub Status :	Association of persons (Trust) ,Claiming Exemption Under Section 11		

**Computation of Total Income**

Income from Other Sources (Chapter IV F)		0
Aggregate of income u/s 11,12 and 10(23C)(iv),(v),(vi) and (via) excluding Voluntary contribution		135693657
Less: Application of Income		
Amount applied to charitable purposes in india during the previous year - Revenue Account	132168521	
		132168521
Income Exempt u/s 11(1)(a)		
Income Accumulated or Set Apart Upto 15% (of Voluntary Contributions other than corpus and Aggregate of income referred to in sections 11 and 12 )		3525136
		<u>-135693657</u>
<b>Gross Total Income</b>		<b>0</b>
<b>Total Income</b>		<b>0</b>
Round off u/s 288 A		0
Adjusted total income (ATI) is not more than Rs. 20 lakh hence AMT not applicable.		
Tax Due		0
T.D.S./T.C.S		1627

Refundable (Round off u/s 288B) -1627  
1630

**T.D.S./T.C.S. From**

Non-Salary(as per Annexure) 1627  
 Due Date for filing of Return October 31, 2020  
 Due date extended to 15/02/2021

**Aggregate of income u/s 11,12 and 10(23C) derived during the previous year**

Receipts from main objects	1093792 00
Receipts from incidental objects	2622408 0
Interest income	90377
<b>Total</b>	<b>1356936</b> <b>57</b>

**Details of T.D.S. on Non-Salary(26 AS Import Date:30 Jan 2021)**

S.No	Name of the Deductor	Tax deduction A/C No. of the deductor	Amount Paid/credited	Total Tax deducted	Amount out of (5) claimed for this year
1	SOUTHERN POWER DISTRIBUTION COMPANY OF AP LIMITED	HYDS07822D	16269	1627	1627
	<b>TOTAL</b>		<b>16269</b>	<b>1627</b>	<b>1627</b>

**Details of SFT Transaction (Imported From Form 26AS)**

S.NO.	Type of Transaction	Name of SFT Filer	Transaction Date	Amount(Rs.)
1	SFT-003_03A Cash deposit in current account	CENTRAL BANK OF INDIA , CHANDERMUKHI 4TH FLOOR BALANCE SHEET DEPT NARIMAN POINT, MUMBAI, MAHARASHTRA, INDIA, 400021	-	23405440
2	SFT-003_03A Cash deposit in current account	CENTRAL BANK OF INDIA , CHANDERMUKHI 4TH FLOOR BALANCE SHEET DEPT NARIMAN POINT, MUMBAI, MAHARASHTRA, INDIA, 400021	-	-23405440
3	SFT-003_03A Cash deposit in current account	CENTRAL BANK OF INDIA , CHANDERMUKHI 4TH FLOOR BALANCE SHEET DEPT NARIMAN POINT, MUMBAI, MAHARASHTRA, INDIA, 400021	-	1891579
4	SFT-003_03A Cash deposit in current account	CENTRAL BANK OF INDIA , CHANDERMUKHI 4TH FLOOR BALANCE SHEET DEPT NARIMAN POINT, MUMBAI, MAHARASHTRA, INDIA, 400021	-	-1891579
5	SFT-003_03A Cash deposit in current account	CENTRAL BANK OF INDIA , CHANDERMUKHI 4TH FLOOR BALANCE SHEET DEPT NARIMAN POINT, MUMBAI, MAHARASHTRA, INDIA, 400021	-	17628840
6	SFT-003_03A Cash deposit in current account	CENTRAL BANK OF INDIA , CHANDERMUKHI 4TH FLOOR BALANCE SHEET DEPT NARIMAN POINT, MUMBAI, MAHARASHTRA, INDIA, 400021	-	17628840
7	SFT-003_03B Cash withdrawals in current account	CENTRAL BANK OF INDIA , CHANDERMUKHI 4TH FLOOR BALANCE SHEET DEPT NARIMAN POINT, MUMBAI, MAHARASHTRA, INDIA, 400021	-	0

8	SFT-003_03B Cash withdrawals in current account	CENTRAL BANK OF INDIA , CHANDERMUKHI 4TH FLOOR BALANCE SHEET DEPT NARIMAN POINT, MUMBAI, MAHARASHTRA, INDIA, 400021	-	0
9	SFT-003_03B Cash withdrawals in current account	CENTRAL BANK OF INDIA , CHANDERMUKHI 4TH FLOOR BALANCE SHEET DEPT NARIMAN POINT, MUMBAI, MAHARASHTRA, INDIA, 400021	-	1265107
10	SFT-003_03B Cash withdrawals in current account	CENTRAL BANK OF INDIA , CHANDERMUKHI 4TH FLOOR BALANCE SHEET DEPT NARIMAN POINT, MUMBAI, MAHARASHTRA, INDIA, 400021	-	-1265107
11	SFT-003_03B Cash withdrawals in current account	CENTRAL BANK OF INDIA , CHANDERMUKHI 4TH FLOOR BALANCE SHEET DEPT NARIMAN POINT, MUMBAI, MAHARASHTRA, INDIA, 400021	-	0
12	SFT-003_03B Cash withdrawals in current account	CENTRAL BANK OF INDIA , CHANDERMUKHI 4TH FLOOR BALANCE SHEET DEPT NARIMAN POINT, MUMBAI, MAHARASHTRA, INDIA, 400021	-	0
13	SFT-004 Cash deposit (Other than Current Account)	STATE BANK OF INDIA , STATE BANK BHAVAN 3RD FLOOR FRT DEPARTMENT MADAME CAMAE ROAD NARIMAN POINT, MUMBAI, MAHARASHTRA, INDIA, 400021	-	4035440
<b>Total</b>				<b>4085440.00</b>

#### Bank Account Detail

S. No.	Bank	Address	Account No	MICR NO	IFSC Code	Type
1	Andhra Bank	D.NO. 11-76/1F, CHAVITIKALLU ROAD CENTRE, KANCHIKACHERLA	137510011000376	521011534	ANDB0001375	Saving(Primary)
2	State Bank of India	Kanchikacherla	11382486865	520002522	SBIN0004826	Current
3	Central Bank of India	DOOR NO. 111, VIJAYWADA ROAD, KANCHIKACHERIA, DIST-KRISHNA, A.P-521180, D IST-KRISHNA, ANDHRA PRADESH-521180	3073359600		CBIN0280833	Over Draft
4	State Bank of India	BESIDE GOVT HIGH SCHOOL, MAIN ROAD, PARITALA-521180, KRI SHNA DIST.	62275977854		SBIN0021649	Saving
5	Andhra Bank	Ramalingeswara Peta, Tenali	09341002990011		ANDB0000934	Saving
6	Andhra Bank	KANCHIKACHERLA	137510100004786		ANDB0001375	Saving
7	Central Bank of India	KANCHIKACHERLA, KRISHN A DIST	3072632015		CBIN0280833	Current
8	Central Bank of India	Kanchikacherla	3150270927		CBIN0280833	Current
9	Central Bank of India	Kanchikacherla	3071790301		CBIN0280833	Current
10	Central Bank of India	Kanchikacherla	3072580869		CBIN0280833	Saving
11	Central Bank of India	Kanchikacherla	3082005205		CBIN0280833	Saving
12	Central Bank of India	Kanchikacherla	3072633552		CBIN0280833	Saving
13	State Bank of India	Kanchikacherla	32896500096		SBIN0004826	Saving
14	HDFC Bank Ltd	NANDIGAMA	50200024991567		HDFC0009181	Current
15	CENTRAL BANK OF INDIA	DOOR NO. 111, VIJAYWADA ROAD, KANCHIKACHERIA	3724462984		CBIN0280833	Current
16	CENTRAL BANK OF INDIA	DOOR NO. 111, VIJAYWADA ROAD, KANCHIKACHERIA	3717232018		CBIN0280833	Current

#### Details of Members of AOP

NAME OF ASSESSEE : AMRITA SAI EDUCATIONAL IMPROVEMENT TRUST  
AABTA8734G Code :T-4

A.Y. 2021-2022 PAN :

7	Central Bank of India	KANCHIKACHERLA, KRISHN A DIST	3072632015	CBIN0280833	Current
8	Central Bank of India	Kanchikacherla	3150270927	CBIN0280833	Current
9	Central Bank of India	Kanchikacherla	3071790301	CBIN0280833	Current(Primary)
10	Central Bank of India	Kanchikacherla	3072580869	CBIN0280833	Saving
11	Central Bank of India	Kanchikacherla	3092005205	CBIN0280833	Saving
12	Central Bank of India	Kanchikacherla	3072631552	CBIN0280833	Saving
13	State Bank of India	Kanchikacherla	32896506085	SBIN0004826	Saving
14	HDFC Bank Ltd	NANDIGAMA	50200024991567	HDFC0009181	Current
15	CENTRAL BANK OF INDIA	DOOR NO. 111, VIJAYWADA ROAD, KANCHIKACHERIA	3724462984	CBIN0280833	Current
16	CENTRAL BANK OF INDIA	DOOR NO. 111, VIJAYWADA ROAD, KANCHIKACHERIA	3717232018	CBIN0280833	Current

**Details of Members of AOP**

S. No.	Name of Member	PAN
1	SRI KUDARAVALLI RAMESH BABU	AGZPK6018P
2	SRI KUDARAVALLI RAMA MOHANA RAO	ACPPK4916L
3	SRI YENAMADALA VENKATA RAMAIAH	AANPY2580N
4	SRI KUDARAVALLI SRINIVASA RAO	AGZPK6017C
5	SRI KORATALA ESWARA CHAND	AJSPK3466H

Signature  
(K.RAMA MOHANA RAO)  
For AMRITA SAI EDUCATIONAL  
IMPROVEMENT TRUST


CompuTax : T-4 [AMRITA SAI EDUCATIONAL IMPROVEMENT TRUST]

Amrita Sai Educational Improvement Trust (Reg.No.265/2006)  
Paritala - 521 180; Krishna District


Details of Members of Governing Body - F.Y:2019-20

Sl. No.	Name	Designation	Address
1	Sri Kudaravalli Ramesh Babu	Chairman & Treasurer	S/o. Sri Purnaiah Flat No: E-4, Madhuri Mannar., East Point Colony, Visakhapatnam - 520 017 PAN : AGZPK 6018 P
2	Sri Kudaravalli Rama Mohana Rao	Secretary & Correspondent	S/o. Sri Purnaiah Flat No: 204 Lakshmi Enclave, Bose Road, Tenali - 522 201 PAN : ACPK 4916 L
3	Sri Yenamadala Venkata Ramaiah	President	S/o. Sri Kotaiah 3rd Line, N.G.O's Colony Narasarao Peta PAN : AANPY 2580 N
4	Sri Kudaravalli Srinivasa Rao	Vice President	S/o. Sri Purnaiah Plot No.602, Redcreek Apartments Visakhapatnam - 520 003 PAN : AGZPK 6017 C
5	Sri Koratala Eswar Chandra	Joint Secretary	S/o. Sri Srirama Murthy Flat No.103, Sree Lakshmi Towers Tenali PAN : AJSPK 3466 H

For AMRITA SAI EDUCATIONAL IMPROVEMENT TRUST --

  
Secretary & Correspondent

For Amrita Sai Educational Improvement Trust

  
Chairman.





**e-Filing** *Anywhere Anytime*  
Income Tax Department, Government of India

**ACKNOWLEDGEMENT OF RECEIPT OF FORM (Other Than ITR)**

<b>Name</b>	AMRITASAI EDUCATIONAL IMPROVEMENT TRUST	<b>PAN</b>	AABTA8734G
<b>Form No</b>	10B	<b>Assessment Year</b>	2020-21
<b>e-Filing Acknowledgement Number</b>	212886131150121	<b>Date of e-Filing</b>	15/01/2021

*For and on behalf of,  
e-Filing Administrator*

(This is a computer generated Acknowledgment Receipt and needs no signature)

[Click to Print the Receipt](#)

[Click here to Close the window](#)





**FORM NO. 10B**

[See Rule 17B]

**Audit Report under section 12A (b) of the Income-tax Act, 1961 in the case of  
charitable or religious trusts or institutions**

We have examined the balance sheet of AMRITA SAI EDUCATIONAL IMPROVEMENT TRUST AABTA8734G [name and PAN of the trust or institution] as at 31/03/2020 and the Profit and loss account for the year ended on that date which are in agreement with the books of account maintained by the said trust or institution.

We have obtained all the information and explanations which to the best of our knowledge and belief were necessary for the purposes of the audit. In our opinion, proper books of account have been kept by the head office and the branches of the above-named trust visited by us so far as appears from our examination of the books, and proper Returns adequate for the purposes of audit have been received from branches not visited by us subject to the comments given below:

In our opinion and to the best of our information, and according to information given to us the said accounts give a true and fair view: -

- i. in the case of the balance sheet of the state of affairs of the above-named trust as at 31/03/2020
- ii. in the case of the profit and loss account, of the profit or loss of its accounting year ending on 31/03/2020

The prescribed particulars are annexed hereto.



For M N RAO & ASSOCIATES  
Chartered Accountants

  
(SIVA RAMA MOHANA RAO TUMMALA)  
PARTNER

Membership No: 200613  
Registration No: 005386s

Place : Vijayawada  
Date : 15/01/2021  
UDIN : 21200613AAAAAX3719

Head Office : Vaishnavi Plaza (2<sup>nd</sup> Floor), # 40-6/3-9, Near V. P. Siddhartha Public School, Mogafrajapuram,  
Vijayawada - 520 010, Andhra Pradesh, INDIA.

Branch Offices : • Tenali • Hyderabad • Narasaraopet

**ANNEXURE**  
**STATEMENT OF PARTICULARS**

*I Application of income for charitable or religious purposes.*

1.	Amount of income of the previous year applied to charitable or religious purposes in India during that year	132168520
2.	Whether the trust has exercised the option under clause (2) of the Explanation to section 11 (1)? If so, the details of the amount of income deemed to have been applied to charitable or religious purposes in India during the previous year.	No
3.	Amount of income Accumulated or set apart for application to charitable or religious purposes, to the extent it does not exceed 15 per cent of the income derived from property held under trust Wholly for such purposes.	3525137
4.	Amount of income eligible for exemption under section 11(1)(c) [Give details]	No
5.	Amount of income, in addition to the amount referred to in item 3 above, accumulated or set apart for specified purposes under section 11(2)	0
6.	Whether the amount of income of mentioned in item 5 above has been invested or deposited in the manner laid down in section 11(2)(b)? If so, the details thereof.	NA
7.	Whether any part of the income in respect of which an option was exercised under clause (2) of the Explanation to section 11(1) in any earlier year is deemed to be income of the previous year under section 11(B)? If so, the details thereof.	No
8.	Whether, during the previous year, any part of income accumulated or set apart for specified purposes under section 11(2) in any earlier year :-	
a.	has been applied for purposes other than charitable or religious purposes or has ceased to be accumulated or set apart for application thereto, or	No
b.	has ceased to remain invested in any security referred to in section 11(2)(b)(i) or deposited in any account referred to in section 11(2)(b)(ii) or section 11(2) (b) (iii), or	No
c.	has not been utilised for purpose for which it was accumulated or set apart during the period for which it was to be accumulated or set apart, or in the year immediately following the expiry thereof? If so, the details thereof	No

**II. Application or use of income or property for the benefit of persons referred to in section 13 [3].**

1.	Whether any part of the income or property of the trust was lent, or continues to be lent, in the previous year to any person referred to in section 13(3) (hereinafter referred to in this Annexure as such person) ? If so, give details of the amount, rate of interest charged and the nature of security, if any.	NO
2.	Whether any land, building or other property of the trust was made, or continued to be made, available for the use of any such person during the previous year? If so, give details of the property and the amount of rent or compensation charged, if any.	NO



3.	Whether any payment was made to any such person during the previous year by way of salary allowance or otherwise? If so, give details.	NO
4.	Whether the services of the trust were made available to any such person during the previous year? If so, give details thereof together with remuneration or compensation received, if any.	NO
5.	Whether any share, security, or other property was purchased by or on behalf of the trust during the previous year from any such person? If so, give details thereof together with the consideration paid.	NO
6.	Whether any share, security, or other property was sold by or on behalf of the trust during the previous year to any such person? If so, the details thereof together with the consideration received.	NO
7.	Whether any income or property of the trust was diverted during the previous year in favour of any such person? If so, give details thereof together with the amount of income or value of property so diverted.	NO
8.	Whether the income or property of the trust was used or applied during the previous year for the benefit of any such person in any other manner? If so, give details.	NO

**III. Investment held at any time during the previous year(s) in concerns in which persons referred to in section 13(3) have a substantial interest.**

Sl.No	Name and address of the concern	Where the concern is a company No. and class of shares held	Nominal value of the investment	Income from the investment	Whether the amount in Col. 4 exceeded 5% of the capital of the concern during the previous year-say. Yes/No

For M N RAO & ASSOCIATES  
Chartered Accountants



*(Signature)*  
(SIVA RAMA MOHANA RAO TUMMALA)  
PARTNER

Membership No: 200613  
Registration No: 8053888

Place :Vijayawada  
Date : 15/01/2021  
UDIN : 21200513AAAAAX3719



**INDEPENDENT AUDITORS' REPORT**

To  
The Trustees  
Amrita Sai Educational Improvement Trust

**Report on the Financial Statements:**

**Opinion:**

We have audited the financial statements of **THE AMRITA SAI EDUCATIONAL IMPROVEMENT TRUST** ("the Trust") (Reg. No. 265/2006), having Reg. Office at PARITALA - 521 108, which comprise the Balance Sheet as at 31<sup>st</sup> March 2020, the Income and Expenditure Account and the Statement of the Receipts and Payment for the year the ended 31<sup>st</sup> March 2020

In our opinion, the accompanying financial statements give a true and fair view of the financial position of the trust as at 31<sup>st</sup> March 2020; and of its financial performance for the year then ended in accordance with the Accounting Standards issued by the Institute of Chartered Accountants of India (ICAI).

**Basis for Opinion:**

We conducted our audit of the financial statements in accordance with the Standards on Auditing issued by ICAI. Our responsibilities under those Standards are further described in the Auditor's Responsibilities for the Audit of the Financial Statements section of our report. We are independent of the Trust in accordance with the Code of Ethics issued by the Institute of Chartered Accountants of India (ICAI) together with the ethical requirements that are relevant to our audit of the financial statements and we have fulfilled our other ethical responsibilities in accordance with these requirements and the ICAI's Code of Ethics.

We believe that the audit evidence obtained by us is sufficient and appropriate to provide a basis for our audit opinion on the financial statements.

**Management Responsibility for the Financial Statements:**

Management is responsible for the preparation and fair presentation of the financial statements in accordance with the aforesaid Accounting Standards, and for such internal controls as management determines necessary to enable the preparation of the financial statements that are free from material misstatement, whether due to fraud or error.

In preparing the financial statements, management is responsible for assessing the Trust's ability to continue as a going concern, disclosing, as applicable, matters related to going concern and using the going concern basis of accounting unless management either intends to liquidate the Trust or to cease operations, or has no realistic alternative but to do so.

The Board of Trustees is responsible for overseeing the Trust's financial reporting process.

Head Office : Vaishnavi Plaza (2<sup>nd</sup> Floor), # 40-6/3-9, Near V. P. Siddhartha Public School, Mogalrajapuram,  
Vijayawada - 520 010, Andhra Pradesh, INDIA.

Branch Offices : • Tenali • Hyderabad • Narasaraopet



### Auditor's Responsibility for the Audit of the Financial Statements:

Our objectives are to obtain reasonable assurance about whether the financial statements as a whole are free from material misstatement, whether due to fraud or error, and to issue an auditor's report that includes our opinion.

Reasonable assurance is a high level of assurance, but is not a guarantee that an audit conducted in accordance with Standards on Auditing will always detect a material misstatement when it exists.

Misstatements can arise from fraud or error and are considered material if, individually or in the aggregate, they could reasonably be expected to influence the economic decisions of users taken on the basis of these financial statements.

As part of an audit in accordance with Standards on Auditing, we exercise professional judgment and maintain professional skepticism throughout the audit. We also:

- Identify and assess the risks of material misstatement of the financial statements, whether due to fraud or error, design and perform audit procedures responsive to those risks, and obtain audit evidence that is sufficient and appropriate to provide a basis for our opinion. The risk of not detecting a material misstatement resulting from fraud is higher than for one resulting from error, as fraud may involve collusion, forgery, intentional omissions, misrepresentations, or the override of internal control.
- Obtain an understanding of internal control relevant to the audit in order to design audit procedures that are appropriate in the circumstances, but not for the purpose of expression of opinion on the effectiveness of the Trust's internal controls.
- Evaluate the appropriateness of accounting policies used and the reasonableness of accounting estimates and related disclosures made by management.
- Conclude on the appropriateness of management's use of the going concern basis of accounting and, based on the audit evidence obtained, whether a material uncertainty exists related to events or conditions that may cast significant doubt on the Trust's ability to continue as a going concern. If we conclude that a material uncertainty exists, we are required to draw attention in our auditor's report to the related disclosures in the financial statements or, if such disclosures are inadequate, to modify our opinion. Our conclusions are based on the audit evidence obtained up to the date of our auditor's report. However, future events or conditions may cause the Trust to cease to continue as a going concern.
- Evaluate the overall presentation, structure and content of the financial statements, including the disclosures, and whether the financial statements represent the underlying transactions and events in a manner that achieves fair presentation.

We communicate with those charged with governance regarding, among other matters, the planned scope and timing of the audit and significant audit findings, including any significant deficiencies in internal control that we identify during our audit.



We also provide those charged with governance with a statement that we have complied with relevant ethical requirements regarding independence, and to communicate with them all relationships and other matters that may reasonably be thought to bear on our independence, and where applicable, related safeguards.

**Report on Other Legal and Regulatory Requirements:**


Further, we report that:

- We have obtained all the information and explanations which to the best of our knowledge and belief were necessary for the purpose of our audit;
- In our opinion proper books of account as required by law have been kept by the Trust so far as appears from our examination of those books;
- The Balance Sheet, Income and Expenditure Account, and the Statement of Receipts and Payments dealt with by this Report are in agreement with the books of account.

Place: Vijayawada  
Date: 15-Jan-2021



For M. N. RAO & ASSOCIATES  
Chartered Accountants  
Firm Reg. No: 005386S

  
(T S Rama Mohana Rao)  
Partner

Membership No. 200613  
UDIN:21200613AAAACW4969

Amrita Sai Educational Improvement Trust, Paritala  
FY : 2019-20

Balance Sheet as at 31-Mar-2020

Particulars	Notes	ASIST Rs	ASEITrust Rs	Total Rs.
<b>I) Liabilities</b>				
<b>Members Fund:</b>				
Corpus Fund		-	1,33,27,434	1,33,27,434
Capital Fund	1	7,50,75,278	33,46,006	7,84,21,284
<b>Long Term Borrowings:</b>				
Secured Loans	2	-	3,51,05,176	3,51,05,176
Unsecured Loans	3	-	4,58,92,077	4,58,92,077
<b>Current Liabilities:</b>				
Sundry Creditors	4	23,84,185	94,827	24,79,012
Current Liabilities	5	5,46,04,190	1,25,303	5,47,29,493
ASEI Trust		6,09,56,475	-	6,09,56,475
<b>Total...</b>		<b>19,30,20,127</b>	<b>9,78,30,823</b>	<b>29,09,10,950</b>
<b>II) Assets</b>				
<b>Non Current Assets:</b>				
Fixed Assets	6	6,53,16,383	2,86,52,310	9,39,68,693
Deposits	7	4,85,980	-	4,85,980
<b>Current Assets:</b>				
Other Current Assets	8	9,31,88,776	56,93,148	9,88,81,924
Cash & Bank Balances	9	3,40,28,989	25,88,890	3,66,17,879
ASIST		-	6,09,56,475	6,09,56,475
<b>Total...</b>		<b>19,30,20,127</b>	<b>9,78,90,823</b>	<b>29,09,10,950</b>

As per our separate report of even date

For M.N.RAO & ASSOCIATES

Chartered Accountants

Firm Reg.No 005386S

*T S Rama Mohana Rao*

(T S Rama Mohana Rao)

Partner

Membership No.200613

UDIN: 21200613AAAACW4969

Place: Vijayawada

Date: 15-Jan-2021



For AMRITA SAI EDUCATIONAL IMPROVEMENT TRUST

*[Signature]*

Secretary & Correspondent

For Amrita Sai Educational Improvement Trust

Chairman.

Amrita Sai Educational Improvement Trust, Paritala  
FY : 2019-20

Income and Expenditure Account for the year ended 31-Mar-2020

Particulars	Notes	ASIST Rs	ASEITrust Rs	Total Rs.
<b>A. Incomes :</b>				
a) Fee Collections	10	10,43,05,500	-	10,43,05,500
b) Other Incomes	11	70,85,653	2,43,02,504	3,13,88,157
<b>Total... (A)</b>		<b>11,13,91,153</b>	<b>2,43,02,504</b>	<b>13,56,93,657</b>
<b>B. Expenditure :</b>				
a) Affiliation Fee	12	34,34,365	-	34,34,365
b) Employee Benefit Expenses	13	6,38,07,882	-	6,38,07,882
c) Administrative Expenses and Other Expenses	14	3,33,12,741	1,16,90,958	4,50,03,697
d) Finance Cost	15	-	44,49,442	44,49,442
e) Depreciation	6	1,08,20,333	48,16,100	1,56,36,433
<b>Total... (B)</b>		<b>11,13,75,321</b>	<b>2,09,56,493</b>	<b>13,23,31,819</b>
<b>Excess of Income over Expenditure (A-B)</b>		<b>15,832</b>	<b>33,46,006</b>	<b>33,61,838</b>

As per our separate report of even date  
For M.N.RAO & ASSOCIATES  
Chartered Accountants  
Firm Reg.No 005386S

Place: Vijayawada  
Date: 15-Jan-2021



*T S Rama Mohana Rao*  
(T S Rama Mohana Rao)  
Partner

Membership No.200613  
UDIN: 21200613AAAACW4969

For AMRITA SAI EDUCATIONAL IMPROVEMENT TRUST  
*[Signature]*  
Secretary & Correspondent

For Amrita Sai Educational Improvement Trust

*[Signature]*  
Chairman.



Amrita Sai Educational Improvement Trust, Paritala  
FY : 2019-20

1. Capital Fund

Sl. No.	Particulars	ASIST		ASEI Trust		Total	
		Rs.	Rs.	Rs.	Rs.	Rs.	Rs.
1	Opening Balance		7,50,59,446				7,50,59,446
	Add:						
	Excess of Income over Expenditure during the year		15,832		33,46,006		33,61,838
	Closing Balance		7,50,75,278		33,46,006		7,84,21,284


2. Secured Loans

Sl. No.	Particulars	ASIST		ASEI Trust		Total	
		Rs.	Rs.	Rs.	Rs.	Rs.	Rs.
A)	Bank OD:						
1	Central Bank of India - OD-3073359600			2,91,10,470		2,91,10,470	
B)	Vehicle Loans:				2,91,10,470		2,91,10,470
1	Sundaram Finance-L 019300542	-		3,66,896		3,66,896	
2	Sundaram Finance-M 019300021	-		10,39,565		10,39,565	
3	Sundaram Finance-M 019300022	-		5,19,765		5,19,765	
4	Sundaram Finance-M 019300023	-		5,19,765		5,19,765	
5	Sundaram Finance-M 019300830	-		12,48,718		12,48,718	
6	Sundaram Finance-N 019302164	-		22,69,997		22,69,997	
	Total...				59,94,706		59,94,706
					3,51,05,176		3,51,05,176

3. Unsecured Loans

Sl. No.	Particulars	ASIST		ASEI Trust		Total	
		Rs.	Rs.	Rs.	Rs.	Rs.	Rs.
1	A Subba rao	-		10,50,000		10,50,000	
2	J Mahinath	-		4,91,470		4,91,470	
3	K.Rama Mohana Rao	-		11,04,000		11,04,000	
4	M/s Jaya Sai Aqua	-		99,42,064		99,42,064	
5	K Ramesh Babu	-		7,90,000		7,90,000	
6	K Mrudhula	-		21,90,879		21,90,879	
7	K Satya Sai Vani	-		42,00,000		42,00,000	
8	K Sai Komal	-		2,00,000		2,00,000	
9	K Sri Rama Murthy	-		4,86,000		4,86,000	
10	P Rama Chandra Babu	-		4,53,664		4,53,664	
11	P Sri Lakshmi	-		30,000		30,000	
12	G. Swarna Kumari	-		34,00,000		34,00,000	
13	Y Venkata Ramaiah	-		54,000		54,000	
14	Jasti Rajeswari	-		9,00,000		9,00,000	
15	Koratela Eswarchand	-		30,00,000		30,00,000	
16	M/s Jaya Lakshmi Sea Foods Pvt Ltd	-		1,56,00,000		1,56,00,000	
17	Y Balagangadhara Rao	-		20,00,000		20,00,000	
	Total...				4,58,92,077		4,58,92,077
					4,58,92,077		4,58,92,077

AMRITA SAI EDUCATIONAL IMPROVEMENT TRUST

  
Secretary & Correspondent

For Amrita Sai Educational Improvement Trust

  
Chairman.



4. Sundry Creditors

Sl. No.	Particulars	ASIST		ASEI Trust		Total	
		Rs.	Rs.	Rs.	Rs.	Rs.	Rs.
1	Andhra Prabha Publications	49,048		-		49,048	
2	Angles Advertisers	95,062		-		95,062	
3	Annapurna Broadcastings Pvt Ltd	3,00,320		-		3,00,320	
4	ART Engineering Company	39,530		-		39,530	
5	Code Tantra Tech Solution Pvt Ltd A/c	1,09,760		-		1,09,760	
6	Creators Touch	29,200		-		29,200	
7	Durga Glass Hardware & Plywood House a/c	21,478		-		21,478	
8	Jagathi Publications Limited	74,037		-		74,037	
9	Jignasa Students Activity Club	54,000		-		54,000	
10	Kanigicharla Satyanarayana Iron & Hardware Merchant	17,740		-		17,740	
11	Masters Security & Service Providers	78,704		-		78,704	
12	Meghana Media Communications	1,04,740		-		1,04,740	
13	Omkar Graphics & Offset Printers	1,17,687		-		1,17,687	
14	Omkar Graphics Tenali	4,85,761		-		4,85,761	
15	Paramount Book Distributors	30,088		-		30,088	
16	Prajashakti Printers & Publishers Pvt Ltd	3,615		-		3,615	
17	Prime Biztech Solutions Pvt.Ltd	13,650		-		13,650	
18	PVP Associates	9,000		-		9,000	
19	Saahwik Ads	22,500		-		22,500	
20	Secretariat Journalist Association AP	1,00,000		-		1,00,000	
21	Spark Advertising & Marketing Agency (Andhra Jyothi)	42,758		-		42,758	
22	Sri Sai Systems & Electronics	7,68,002		-		7,68,002	
23	Sri Valsaravi Cable Net Work	30,000		-		30,000	
24	Sri Vinayaka Ceiling Plasters	6,079		-		6,079	
25	My Guru On Line India (P) Ltd.,	66,700		-		66,700	
26	APSEB Engineers Association	800		-		800	
27	JBS Communication & Technologies	(2,86,074)		-		(2,86,074)	
28	Kishore Tyre Works	-		45,900		45,900	
29	Roy Tyres A/c	-		48,927		48,927	
			23,84,135		94,827		24,79,012
	<b>Total...</b>		<b>23,84,135</b>		<b>94,827</b>		<b>24,79,012</b>

5. Current Liabilities

Sl. No.	Particulars	ASIST		ASEI Trust		Total	
		Rs.	Rs.	Rs.	Rs.	Rs.	Rs.
1	Audit Fee Payable	2,70,000		-		2,70,000	
2	EPF Payable	15,650		-		15,650	
3	JNTUK Fee payable	1,77,17,390		-		1,77,17,390	
4	Professional Tax Payable	1,38,100		-		1,38,100	
5	Property Tax Payable	2,78,915		-		2,78,915	
7	Salaries Payable	3,59,46,849		-		3,59,46,849	
8	Electronic Hardware Training Staff (Salaries Payable)	25,000		-		25,000	
9	Mechanic Training Staff - Salaries Payable (Salaries Payable)	45,000		-		45,000	
12	<b>TDS Payable</b>		5,44,36,904				5,44,36,904
	TDS on Salaries - 192B	(9,000)		-		(9,000)	
	<b>Other than Salaries :</b>						
	TDS on interest other than securities - 194A	-		1,25,303		1,25,303	
	TDS on Contracts - 194C F.Y:2019-20	58,786		-		58,786	
	TDS on Professional Charges - 194J	1,17,500		-		1,17,500	
			1,67,266		1,25,303		2,92,569
	<b>Total...</b>		<b>5,46,04,190</b>		<b>1,25,303</b>		<b>5,47,29,493</b>

Amrita Sai Educational Improvement Trust

Amrita Sai Educational Improvement Trust

*[Signature]*

*[Signature]*  
Chairman.



Amrita Sai Educational Improvement Trust, Paritala  
FY : 2019-20

6. Deposits

Sl. No.	Particulars	ASIST		ASEI Trust		Total	
		Rs.	Rs.	Rs.	Rs.	Rs.	Rs.
A)	Security Deposits:						
	Electricity Deposit	3,12,089		-		3,12,089	
	NSIC Deposit	1,35,000		-		1,35,000	
	Telephone Deposit	38,891		-		38,891	
			4,85,980				4,85,980
	Total...		4,85,980				4,85,980

7. Other Current Assets

Sl. No.	Particulars	ASIST		ASEI Trust		Total	
		Rs.	Rs.	Rs.	Rs.	Rs.	Rs.
1	Fees receivable from Government						
	F.Y.2012 -13	6,82,500		-		6,82,500	
	F.Y.2013 -14	7,72,088		-		7,72,088	
	F.Y.2014 -15	4,43,050		-		4,43,050	
	F.Y.2015 -16	20,10,975		-		20,10,975	
	F.Y.2016-17	14,58,825		-		14,58,825	
			53,67,438				53,67,438
2	Fee Receivable		8,67,63,531		53,68,610		9,21,32,141
3	Tuition Fee (Cat-A) Receivable from students		1,29,680		-		1,29,680
4	Tuition Fee (Cat-B) Receivable from students		88,720		-		88,720
5	Registration Fee Receivable		3,86,730		-		3,86,730
6	Special Fee Receivable		96,200		-		96,200
7	Advances given to Departmental HOD's		55,334		-		55,334
8	Staff Advances						
	- P Ankama Rao		22,510		-		22,510
	- Paritala Chiranjeevi		25,000		-		25,000
9	PMKVY Fund (AICTE) Receivable		49,512		-		49,512
10	Rental Advance		1,77,000		-		1,77,000
11	Balance at M N Rao & Associates Online Account		-		1,670		1,670
12	Income Tax Refund Receivable for the FY:2012-13		-		1,33,636		1,33,636
13	Income Tax Refund Receivable for the FY:2014-15		-		1,22,130		1,22,130
14	Tax Collected at Source		-		31,340		31,340
15	Tax Deducted by Others - F.Y.2017-18		-		-		-
16	Tax Deducted by Others - F.Y.2018-19		-		2,938		2,938
17	Tax Deducted by Others - F.Y.2019-20		1,627		-		1,627
18	TDS Receivable from Sundaram Finance		-		32,824		32,824
19	Sah Prints Pvt Ltd		25,494		-		25,494
	Total		9,31,86,776		56,93,148		9,88,81,924

9. Cash & Cash Equivalents

Sl. No.	Particulars	ASIST		ASEI Trust		Total	
		Rs.	Rs.	Rs.	Rs.	Rs.	Rs.
A)	Balance with Banks:						
1	Andhra Bank SB - 09341002990011	9,243		-		9,243	
2	Andhra Bank SB - 137510011000376	3,23,87,049		-		3,23,87,049	
3	Andhra Bank SB - 137510100004766	18,083		-		18,083	
4	Central Bank of India CA - 3150270927	19,647		-		19,647	
5	Central Bank of India CA - 3071790301	-		28,708		28,708	
6	Central Bank of India SB - 3072580869	48,781		-		48,781	
7	Central Bank of India SB - 3072632015	1,19,363		-		1,19,363	
8	Central Bank of India SB - 3092005205	-		33,028		33,028	
9	Central Bank of India SB - 3072633552	16,906		-		16,906	
10	SBH - Paritala - 62275977654	90,811		-		90,811	
11	SBI - KCL - 32896506086	1,39,967		-		1,39,967	
12	SBI - KCL - CA A/c No.11382486865	-		1,08,046		1,08,046	
13	HDFC CA - 50200024991567	-		-		-	
14	CBI - CA - 3717232018	10,659		19,976		10,659	
15	CBI - CA - 3724462984	-		19,16,430		19,976	
			3,28,60,489		21,06,187		3,49,66,676
B)	Cash in Hand		11,68,500		4,82,703		16,51,203
	Total...		3,40,28,989		25,88,890		3,66,17,879

*[Handwritten signature]*

*[Handwritten signature]* Chairman.

6. Fixed Assets


Sl. No.	Name of the Asset	Opening Balance as on 01-Apr-2019 Rs.	Additions		Deletions Rs.	Total Rs.	Rate of Depreciation	Depreciation Rs.	Closing Balance as on 31-Mar-2020 Rs.
			Upto 30-Sep-2019 Rs.	After 30-Sep-2019 Rs.					
1	Site - Block A - 0% Land	13,61,076	-	-	-	13,61,076	0%	-	13,61,076
	Total... (1)	13,61,076	-	-	-	13,61,076		-	13,61,076
2	Buildings - Block B - 10% Buildings Work in Progress	4,54,16,488	-	-	-	4,54,16,488	10%	45,41,649	4,08,74,839
	Total... (2)	4,54,16,488	-	-	-	4,54,16,488		45,41,649	4,08,74,839
	<b>Furniture, Fixtures &amp; Fittings - Block C - 10%</b>								
	Air Conditioner	7,02,565	-	-	-	7,02,565	10%	70,257	6,32,309
	Class Room Boards	1,73,871	-	-	-	1,73,871	10%	17,387	1,56,484
	Sports Items	3,38,348	-	-	-	3,38,348	10%	33,835	3,04,513
	Benches	5,55,093	-	-	-	5,55,093	10%	55,509	4,99,584
	Access Card Reader	13,662	-	-	-	13,662	10%	1,366	12,296
	Furniture	23,52,800	-	1,00,226	-	24,53,026	10%	2,40,291	22,12,734
	Tata Sky Dish	670	-	-	-	670	10%	67	603
	Executive Chairs	66,303	-	-	-	66,303	10%	6,630	59,673
	Wall Fans	27,921	-	-	-	27,921	10%	2,792	25,129
	Total... (3)	42,31,232	-	1,00,226	-	43,31,458		4,28,135	39,03,324
4	Vehicles - Block D - 15% A) Buses:								
	Bus- AP 07 X 0414 (Already Sold)	(49,273)	-	-	-	(49,273)	15%	(7,391)	(41,882)
	Bus- AP 24 U 3999 (Already Sold)	(46,129)	-	-	-	(46,129)	15%	(6,919)	(39,209)
	Bus- AP 24 W 4949 (Already Sold)	(1,10,395)	-	-	-	(1,10,395)	15%	(16,559)	(93,836)
	Bus - AP 16 TE 0235	8,27,867	-	-	-	8,27,867	15%	1,24,180	7,03,687
	Bus - AP 16 TE 0236	8,27,867	-	-	-	8,27,867	15%	1,24,180	7,03,687
	Bus - AP 16 TE 0237	8,27,867	-	-	-	8,27,867	15%	1,24,180	7,03,687
	Bus - AP 16 TE 0238	8,27,867	-	-	-	8,27,867	15%	1,24,180	7,03,687
	Bus - AP 16 TE 0245	8,27,867	-	-	-	8,27,867	15%	1,24,180	7,03,687
	Bus - AP 16 TE 0246	8,27,867	-	-	-	8,27,867	15%	1,24,180	7,03,687
	Bus - AP 16 TE 0247	8,27,867	-	-	-	8,27,867	15%	1,24,180	7,03,687

Secretary & Correspondent

Sl. No.	Name of the Asset	Opening Balance as on 01-Apr-2019 Rs.	Additions		Deletions Rs.	Total Rs.	Rate of Depreciation	Depreciation Rs.	Closing Balance as on 31-Mar-2020 Rs.
			Upto 30-Sep-2019 Rs.	After 30-Sep-2019 Rs.					
	Bus - AP 16 TE 0240	8,27,867	-	-	-	8,27,867	15%	1,24,180	7,03,687
	Bus - AP 16 TE 1380	7,14,973	-	-	-	7,14,973	15%	1,07,246	6,07,727
	Bus - AP 16 TE 1387	7,14,973	-	-	-	7,14,973	15%	1,07,246	6,07,727
	Bus - AP 16 TE 1389	7,14,973	-	-	-	7,14,973	15%	1,07,246	6,07,727
	Bus - AP 16 TE 1390	7,14,973	-	-	-	7,14,973	15%	1,07,246	6,07,727
	Bus - AP 16 TE 2386	9,69,973	-	-	-	9,69,973	15%	1,45,496	8,24,477
	Bus - AP 16 TE 2387	9,69,973	-	-	-	9,69,973	15%	1,45,496	8,24,477
	Bus - AP 16 TE 2390	9,69,973	-	-	-	9,69,973	15%	1,45,496	8,24,477
	Bus - AP 16 TE 2391	9,69,973	-	-	-	9,69,973	15%	1,45,496	8,24,477
	Bus - AP 16 TE 2392	9,69,973	-	-	-	9,69,973	15%	1,45,496	8,24,477
	Bus - AP 16 TE 2393	9,69,973	-	-	-	9,69,973	15%	1,45,496	8,24,477
	Bus - AP 16 TE 4054	11,29,653	-	-	-	11,29,653	15%	1,69,448	9,60,205
	Bus - AP 16 TE 4058	11,29,653	-	-	-	11,29,653	15%	1,69,448	9,60,205
	Bus - AP 16 TE 4060	11,29,653	-	-	-	11,29,653	15%	1,69,448	9,60,205
	Bus - AP 16 TE 4097	11,29,653	-	-	-	11,29,653	15%	1,69,448	9,60,205
	Bus - AP 16 TE 5705	14,27,490	-	-	-	14,27,490	15%	2,14,124	12,13,367
	Bus - AP 16 TE 5706	14,27,490	-	-	-	14,27,490	15%	2,14,124	12,13,367
	Bus - AP 16 TE 5707	14,27,490	-	-	-	14,27,490	15%	2,14,124	12,13,367
	Bus - AP 16 TE 5708	14,27,490	-	-	-	14,27,490	15%	2,14,124	12,13,367
	Bus - AP 16 TE 5709	14,27,490	-	-	-	14,27,490	15%	2,14,124	12,13,367
	Bus - AP 16 TE 6161	14,82,700	-	-	-	14,82,700	15%	2,22,406	12,60,295
	Bus - AP 16 TE 6162	14,61,502	-	-	-	14,61,502	15%	2,19,225	12,42,277
	Bus - AP 16 TE 6163	14,61,502	-	-	-	14,61,502	15%	2,19,225	12,42,277
	Bus - AP 16 TE 6164	14,61,502	-	-	-	14,61,502	15%	2,19,225	12,42,277
	<b>Total.... (A)</b>	<b>3,26,20,133</b>	<b>-</b>	<b>-</b>	<b>-</b>	<b>3,26,20,133</b>		<b>48,93,020</b>	<b>2,77,27,113</b>
	<b>B) Cars:</b>								
	Vehicle-9660 (Already Sold)	(1,81,817)	-	-	-	(1,81,817)	15%	(27,273)	(1,54,545)
	Vehicle- No.1888 (Already Sold)	(3,14,481)	-	-	-	(3,14,481)	15%	(47,172)	(2,67,309)
	Vehicle-No-2748 (Already Sold)	(13,392)	-	-	-	(13,392)	15%	(2,009)	(11,383)
	Vehicle - Duster (Already Sold)	(80,994)	-	-	-	(80,994)	15%	(12,149)	(68,845)
	Verna - AP 16BU 5445 (Already Sold)	(1,81,755)	-	-	-	(1,81,755)	15%	(27,263)	(1,54,492)
	Vehicle - AP-16 BV7227 (Already Sold)	(3,02,067)	-	-	-	(3,02,067)	15%	(45,310)	(2,56,757)
	Vehicle - Maruti Ertiga	3,65,958	-	-	-	3,65,958	15%	54,894	3,11,064
	Innova - AP16 BV 0009	4,81,667	-	-	-	4,81,667	15%	72,250	4,09,417
	Innova Car - AP 16 CR 0019	9,05,368	-	-	-	9,05,368	15%	1,35,805	7,69,562

Saraswati & Associates

SARASWATI SAI EDUCATIONAL IMPROVEMENT TRUST



Sl. No.	Name of the Asset	Opening Balance as on 01-Apr-2019 Rs.	Additions		Deletions Rs.	Total Rs.	Rate of Depreciation	Depreciation Rs.	Closing Balance as on 31-Mar-2020 Rs.
			Upto 30-Sep-2019 Rs.	After 30-Sep-2019 Rs.					
For Amrita Sai Educational Institutions	Innova Car - AP 16 CR 5778	9,05,368	-	-	-	9,05,368	15%	1,35,805	7,69,562
	Innova Car - AP 16 DK 0019	10,98,136	-	-	-	10,98,136	15%	1,64,720	9,33,415
	Ford Ecosport - AP 16 DK 0909	5,52,713	-	-	-	5,52,713	15%	82,907	4,69,806
	Crysta Car - AP 16 DK 2368	15,10,740	-	-	-	15,10,740	15%	2,26,611	12,84,129
	Fortuner - AP 39 AD 0019	28,87,978	-	-	-	28,87,978	15%	4,33,197	24,54,781
	<b>Total.... (B)</b>	<b>76,33,419</b>	<b>-</b>	<b>-</b>	<b>-</b>	<b>76,33,419</b>		<b>11,45,013</b>	<b>64,88,406</b>
	<b>C) Others</b>								
Van - AP 16 TY 3099	1,95,753	-	-	-	1,95,753	15%	29,363	1,66,390	
Water Tanker	13,144	-	-	-	13,144	15%	1,972	11,172	
<b>Total.... (C)</b>	<b>2,08,896</b>	<b>-</b>	<b>-</b>	<b>-</b>	<b>2,08,896</b>		<b>31,334</b>	<b>1,77,562</b>	
<b>Total .. (4 = A+B+C)</b>	<b>4,04,62,448</b>	<b>-</b>	<b>-</b>	<b>-</b>	<b>4,04,62,448</b>		<b>60,69,367</b>	<b>3,43,93,081</b>	
5	<b>Plant &amp; Machinery - Block E - 15%</b>								
	<b>A) Lab Equipment</b>								
	ECE Lab Equipment	6,92,765	1,05,000	-	-	7,97,765	15%	1,19,665	6,78,100
	EEE - Lab Equipment	6,54,598	-	-	-	6,54,598	15%	98,190	5,56,408
	Chemistry lab equipments	1,32,877	-	-	-	1,32,877	15%	19,931	1,12,945
	Physics lab equipments	29,824	-	-	-	29,824	15%	4,474	25,350
	Mechanical -Lab Equipment	17,86,847	-	-	-	17,86,847	15%	2,68,027	15,18,820
	Electronic & Lab Equipments	6,79,323	-	-	-	6,79,323	15%	1,01,898	5,77,424
	Lab Equipments	26,83,162	2,95,000	5,772	-	29,83,934	15%	4,47,157	25,36,777
	Gym Equipment	1,53,712	-	-	-	1,53,712	15%	23,057	1,30,655
	Fire safety equipment	9,43,583	-	-	-	9,43,583	15%	1,41,538	8,02,046
	<b>B) Others</b>								
	Biometric Machines	2,33,363	-	-	-	2,33,363	15%	35,004	1,98,359
	HT Capacitors	11,722	-	-	-	11,722	15%	1,758	9,964
	HP Motor	19,282	10,500	-	-	29,782	15%	4,467	25,315
	Cardless Phone	1,264	-	-	-	1,264	15%	190	1,075
	Cash Counting Machine	13,719	-	-	-	13,719	15%	2,058	11,661
	Finance Calculators	1,441	-	-	-	1,441	15%	-	1,441
	Hard Disc	42,684	-	-	-	42,684	15%	6,403	36,281
	Mobile Phones	30,922	-	8,990	-	39,912	15%	5,312	34,599
	Generator	89,130	-	-	-	89,130	15%	13,369	75,760
	Transformer HT	1,39,802	-	-	-	1,39,802	15%	20,970	1,18,831
	Xerox Machines	2,08,143	-	-	-	2,08,143	15%	31,221	1,76,922
	Electrical Equipment - 10%	5,33,988	-	-	-	5,33,988	10%	53,399	4,80,589

Chairman

Secretary & Comptroller



Sl. No.	Name of the Asset	Opening Balance as on 01-Apr-2019 Rs.	Additions		Deletions Rs.	Total Rs.	Rate of Depreciation	Depreciation Rs.	Closing Balance as on 31-Mar-2020 Rs.
			Upto 30-Sep-2019 Rs.	After 30-Sep-2019 Rs.					
	Water Coolers	1,27,075			-	1,27,075	15%	19,061	1,08,014
	1000 LPH RO Plant	-		1,88,800	-	1,88,800	15%	14,160	1,74,640
	Total... (5)	92,09,224	4,10,500	2,03,562	-	98,23,286		14,31,310	83,91,976
6	<b>Computers &amp; Devices - Block F - 40%</b>								
	Computers	41,87,330	-	-	-	41,87,330	40%	16,74,932	25,12,398
	Printer	3,32,070	-	-	-	3,32,070	40%	1,32,828	1,99,242
	Batteries	93,357	2,47,500	-	-	3,40,857	40%	1,36,343	2,04,514
	Laptops	3,82,463	38,940	-	-	4,21,403	40%	1,68,561	2,52,842
	Projector	4,02,495	-	-	-	4,02,495	40%	1,60,998	2,41,497
	Ups	3,163	2,70,000	-	-	2,73,163	40%	1,09,265	1,63,898
	Scanner	52	-	-	-	52	40%	21	31
	Server Software	2,06,456	-	5,90,000	-	7,96,456	40%	2,00,583	5,95,874
	College Inverter	40	-	-	-	40	40%	16	24
	Internet Equipment	757	-	-	-	757	40%	303	454
	Intercom	1,043	-	-	-	1,043	40%	417	626
	A V Projector	442	-	-	-	442	40%	-	442
	Nikon B-700 Digital Camera	5,405	-	-	-	5,405	40%	2,162	3,243
	Camera	571	-	-	-	571	40%	228	343
	CC Cameras	7,99,225	-	-	-	7,99,225	40%	3,19,690	4,79,535
	Tally Software	33,901	-	-	-	33,901	40%	13,560	20,340
	UPS-860VA (Microtech)	18,501	-	-	-	18,501	40%	7,400	11,101
	UPS-10KVA online sys with bateries	1,82,759	82,500	-	-	2,65,259	40%	1,06,104	1,59,156
	LED TV	49,357	-	-	-	49,357	40%	19,743	29,614
	Computer accessories	1,04,700	-	-	-	1,04,700	40%	41,880	62,820
	Total... (6)	68,04,088	6,38,940	5,90,000	-	80,33,028		30,95,034	49,37,994
7	<b>Library - Block - G - 40%</b>								
	Library Books	1,77,345	-	-	-	1,77,345	40%	70,938	1,06,407
	Total... (7)	1,77,345	-	-	-	1,77,345		70,938	1,06,407
	Total... (1+2+3+4+5+6+7)	10,76,61,901	10,49,440	8,93,788	-	10,96,05,129		1,56,36,433	9,39,68,696

For AMRITA SAI EDUCATIONAL IMPROVEMENT TRUST

*[Signature]*  
Secretary & Correspondent



Amrita Sai Educational Improvement Trust, Paritala  
FY : 2019-20

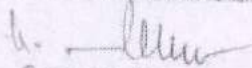
10. Fee Collections

Sl. No	Particulars	ASIST Rs.	ASEI Trust Rs.	Total Rs.
1	Tution Fee - From Govt	7,27,10,300	-	7,27,10,300
2	Tution Fee from Students	3,15,95,200	-	3,15,95,200
	<b>Total...</b>	<b>10,43,05,500</b>	<b>-</b>	<b>10,43,05,500</b>

11. Other Income

Sl. No	Particulars	ASIST Rs.	ASEI Trust Rs.	Total Rs.
1	Special Fee Collection	80,02,500	-	80,02,500
	Less : Concessions	29,28,800	-	29,28,800
		50,73,700	-	50,73,700
2	Alumini Fee	1,02,610	-	1,02,610
3	Transportation Fee: Students	-	2,14,90,550	2,14,90,550
4	Registration Fee collection	6,36,900	-	6,36,900
5	Xerox Book Collection	3,87,480	-	3,87,480
6	Canteen Income	-	20,81,579	20,81,579
7	Hostel Income	-	5,83,600	5,83,600
8	Exam Conducting Fees	-	1,34,250	1,34,250
9	JNTUK Exam Fee	8,07,111	-	8,07,111
10	Interest received From Bank Accounts :			
	a) Interest From AB 137510011000376	1,685	-	1,685
	b) Interest From AB 137510100004766	3,473	-	3,473
	c) Interest From CBI 3072580869	4,457	-	4,457
	d) Interest From CBI 3072632015	2,459	-	2,459
	e) Interest From CBI 3072633552	1,243	-	1,243
	f) Interest From CBI 3092005205	-	856	856
	g) Interest From SBI 6086	638	-	638
	h) Interest From SBH 7854	16,129	-	16,129
10	Interest on Electricity Deposit	47,768	-	47,768
11	Interest on Income Tax Refund	-	11,669	11,669
	<b>Total...</b>	<b>70,85,653</b>	<b>2,43,02,504</b>	<b>3,13,88,157</b>

For AMRITA SAI EDUCATIONAL IMPROVEMENT TRUST

  
Secretary & Correspondent

For Amrita Sai Educational Improvement Trust

  
Chairman





12. Affiliation Fee

Sl. No	Particulars	ASIST Rs.	ASEI Trust Rs.	Total Rs.
1	JNTUK Common Service Fees	8,03,700	-	8,03,700
2	SBTET / Polysat Fee	1,43,200	-	1,43,200
3	TECH Fee	-	-	-
4	JNTUK Affiliation Fees	24,87,465	-	24,87,465
	<b>Total...</b>	<b>34,34,365</b>	<b>-</b>	<b>34,34,365</b>

13. Employee Benefit Expenses

Sl. No	Particulars	ASIST Rs.	ASEI Trust Rs.	Total Rs.
1	Salaries:			
	Teaching Staff Salaries	4,71,36,968	-	4,71,36,968
	Non-Teaching Staff Salaries	1,66,70,914	-	1,66,70,914
	<b>Total...</b>	<b>6,38,07,882</b>	<b>-</b>	<b>6,38,07,882</b>

14. Administrative Expenses and Other Expenses

Sl. No	Particulars	ASIST Rs.	ASEI Trust Rs.	Total Rs.
1	Repair & Maintenance			
	a) Computer Maintenance	10,68,739	-	10,68,739
	b) Electrical Maintenance	4,99,896	-	4,99,896
	c) Garden Maintenance	2,10,962	-	2,10,962
	d) Generator Maintenance	20,15,335	-	20,15,335
	e) Lab Maintenance	12,21,213	-	12,21,213
	f) Repairs & Maintenance - Buildings	15,24,831	-	15,24,831
	g) Repairs & Maintenance-Furniture	5,17,232	-	5,17,232
	<b>Total of Repairs &amp; Maintenance ....(1)</b>	<b>70,58,208</b>	<b>-</b>	<b>70,58,208</b>
	Vehicle Maintenance			
	a) Buses Diesel Oil	18,91,067	43,64,821	62,55,887
	b) Buses Insurance	4,49,287	17,88,344	22,37,631
	c) Buses Repairs & Maintainance	3,10,737	14,34,359	17,45,096
	d) Buses Road Tax	33,660	1,60,566	1,94,226
	e) Buses Toll Charges	64,250	6,51,233	7,15,483
	f) Buses Break Expenses	-	1,50,000	1,50,000
	g) Parking Charges	32,807	-	32,807
	<b>Total of Vehicle Maintenance ....(2)</b>	<b>27,81,808</b>	<b>85,49,323</b>	<b>1,13,31,130</b>
	Other Administrative Expenses			
	1) Admin Charges - EPF	10,005	-	10,005
	2) Advertisement Charges	8,81,707	-	8,81,707
	3) AICTE FEES	1,50,000	-	1,50,000
	4) AP POLYSET 2019	9,459	-	9,459



Amrita Sai Educational Improvement Trust, Paritala  
FY : 2019-20

Sl. No	Particulars	ASIST Rs.	ASEI Trust Rs.	Total Rs.
5)	APSCHE BOARD	2,63,637	-	2,63,637
6)	Audit Fees	2,95,000	-	2,95,000
7)	Autonomous Expenses	4,38,092	-	4,38,092
8)	Bank Charges	37,588	18,076	55,664
9)	Building Insurance	24,507	-	24,507
10)	Building Tax	2,78,915	-	2,78,915
11)	Department Operational Expenses	10,66,951	-	10,66,951
12)	Donations	81,116	-	81,116
13)	Education Tour Expenses	9,25,436	-	9,25,436
14)	Electricity Charges	20,23,165	-	20,23,165
15)	E.P.F Expenses	1,75,058	-	1,75,058
16)	Faculty Development Expenses	11,10,490	(40)	11,10,490
17)	Functions & Celebration Expenses	5,67,261	-	5,67,261
18)	General Expenses	5,16,312	-	5,16,312
19)	Guest Lecture Expenses	8,12,676	-	8,12,676
20)	Industry Interaction Expenses	4,92,239	-	4,92,239
21)	Inspection Fee	35,000	-	35,000
22)	Interest on TDS Payments	61,507	20,676	82,183
23)	Internet Expenses	11,28,744	-	11,28,744
24)	IQAC Expenses	4,80,726	-	4,80,726
25)	ISO Certification Charges	19,470	-	19,470
26)	Journals & Subscriptions	5,91,662	-	5,91,662
27)	Library Expenses	66,273	-	66,273
28)	Mineral Water Expenses	4,03,536	-	4,03,536
29)	Plumbing Expenses	1,90,783	-	1,90,783
30)	Pooja Expenses	2,67,933	-	2,67,933
31)	Postage & Courier Charges	2,56,148	-	2,56,148
32)	Printing & Stationery Expenses	6,84,908	-	6,84,908
33)	Promotion Expenses	3,40,300	-	3,40,300
34)	R & D Expenses	8,63,939	-	8,63,939
35)	Refund of Fees	30,000	-	30,000
36)	Security Charges	10,09,056	-	10,09,056
37)	Seminars & Workshop Expenses	8,16,321	(45)	8,16,321
38)	Skill Development Training Expenses	12,37,882	-	12,37,882
39)	Sports Expenses	3,91,605	-	3,91,605
40)	Staff Welfare / Medical Aid	10,69,194	-	10,69,194
41)	Student Mentoring & Monitoring Expenses	11,00,562	-	11,00,562
42)	Student Welfare	2,33,731	-	2,33,731
43)	Syllabus Books & Teaching Aid	2,39,803	-	2,39,803
44)	Telephone Charges	1,56,106	-	1,56,106
45)	Training & Placement Expenses	2,48,283	-	2,48,283
46)	Travelling Expenses	5,82,521	-	5,82,521
47)	Canteen Expenses	-	20,45,668	20,45,668
48)	Interest on Vehicle Loans	-	10,57,207	10,57,207
49)	Round off	7	7	14
50)	Exam Cell - Spot Valuation Expenses	1,81,104	-	1,81,104
51)	Autonomous spot valuation fees	7,792	-	7,792
52)	Exam conducting fees	5,52,195	-	5,52,195
53)	Staff remuneration-Exam cell	66,019	-	66,019
<b>Total of Other Administrative Expenses ... (3)</b>		<b>2,34,72,725</b>	<b>31,41,634</b>	<b>2,66,14,359</b>
<b>Total (1) + (2) + (3) ...</b>		<b>3,33,12,741</b>	<b>1,16,90,956</b>	<b>4,50,03,697</b>

Amrita Sai Educational Improvement Trust, Paritala  
FY : 2019-20

15. Finance Cost

Sl. No	Particulars	ASIST	ASEI Trust	Total
		Rs.	Rs.	Rs.
✓	Interest on CBI OD 3073359600	-	31,08,325	31,08,325
✓	Interest on CBI Loan - 0557	-	20,000	20,000
✓	Loan Processing Charges	-	6,100	6,100
✓	Interest on Unsecured Loan-K.Mrudhula	-	2,37,280	2,37,280
✓	Interest on Unsecured Loan-M/s Jaya Sai Aquaa	-	10,76,757	10,76,757
	Total...	-	44,49,442	44,49,442

As per our separate report of even date

For M.N.RAO & ASSOCIATES  
Chartered Accountants  
Firm Reg.No 005386S



*(Signature)*  
(T S Rama Mohana Rao)  
Partner  
Membership No.200613

Place: Vijayawada  
Date: 15-Jan-2021

AMRITA SAI EDUCATIONAL IMPROVEMENT TRUST

*(Signature)*  
Secretary & Correspondent

For Amrita Sai Educational Improvement Trust

*(Signature)*  
Chairman

Receipts and Payments Account for the year ended 31-Mar-2020

Receipts		Schedule	ASIST Rs.	ASEI Trust Rs.	Total Rs.	Payments		Schedule	ASIST Rs.	ASEI Trust Rs.	Total Rs.
To	Opening Balance (Cash & Bank)	16	20,44,216	80,55,053	1,00,99,269	By	Opening Balance (Bank overdraft)		-	2,53,92,984	2,53,92,984
To	Amount received from Unsecured Loans	17	48,50,000	1,44,00,000	1,92,50,000	By	Repayment of Secured Loans (Including Interest)	22	-	1,11,88,840	1,11,88,840
To	Amount received from Employees	18	70,000	-	70,000	By	Repayment of Unsecured Loans (Including Interest)	23	5,53,14,842	10,00,000	5,63,14,842
To	Interest received	19	30,084	1,49,836	1,79,920	By	Payment of Provisions	24	1,94,59,747	-	1,94,59,747
To	Fee Collection	20	4,87,330	1,83,46,819	1,88,34,149	By	Payment of Statutory Payments	25	-	2,06,737	2,06,737
To	Amount received from Loans & Advances	21	-	5,68,66,140	5,68,66,140	By	Payment of Employee Benefits	26	3,00,351	-	3,00,851
To	Buses Insurance		-	34,785	34,785	By	Payment of Bank Interest & Charges	27	-	31,33,862	31,33,862
To	Buses Toll Charges		-	2,190	2,190	By	Payment of Administration Expenses	28	1,10,62,623	49,09,247	1,59,71,870
To	Bank Charges		73	300	373	By	Fees From Students	29	38,150	-	38,150
To	Examination cell Diploma		65,000	-	65,000	By	Amount Paid to Sundry Creditors	30	11,76,531	95,28,061	1,07,04,592
To	Advances		18,778	-	18,778	By	Bank Charges		37,507	-	37,507
To	Autonomous Spot Valuation Fees		6,79,308	-	6,79,308	By	Loans & Advances (Asset)	31	1,66,428	6,90,16,973	6,91,83,401
To	Exam Cell Spot Valuation Fees Paid		17,23,850	-	17,23,850	By	Closing Balance (Cash & Bank)	32	3,40,28,988	25,88,890	3,66,17,878
To	Exam Conducting Fees		10,14,150	-	10,14,150						
To	Hostel Fees		4,68,600	-	4,68,600						
To	JNTUK Exam Fee		30,07,955	-	30,07,955						
To	Fee Receivable		10,66,20,240	-	10,66,20,240						
To	Fee Receivable from Student		54,900	-	54,900						
To	Fee Receivable from Govt. 2016-17		4,26,750	-	4,26,750						
To	Administrative Expenses		24,435	-	24,435						
To	Closing Balance (Bank over draft)		-	2,91,10,470	2,91,10,470						
Total...			12,15,85,667	12,69,65,594	24,85,51,262	Total...			12,15,85,667	12,69,65,594	24,85,51,262

AMRITA SA EDUCATIONAL IMPROVEMENT TRUST

Secretary & Correspondent

Chairman

As per our separate report of even date  
For M.N.RAO & ASSOCIATES

Chartered Accountants  
Firm Reg.No 005386S

(T S Rama Mohana Rao)  
Partner

Membership No.200613  
UDIN : 21200613AAAACW4969

Place: Vijayawada  
Date: 15-Jan-2021



Amrita Sai Educational Improvement Trust, Paritala  
FY : 2019-20

16. Opening Cash & Bank Balances as on 01-Apr-2019

Sl. No.	Particulars	ASIST Rs.	ASEI Trust Rs.	Total Rs.
A)	<b>Bank Balances:</b>			
1	Andhra Bank SB - 137510011000376	44,951	-	44,951
2	Andhra Bank SB - 137510100004766	88,357	-	88,357
3	Andhra Bank SB - 09341002990011	9,243	-	9,243
4	Central Bank of India CA - 3150270927	19,647	-	19,647
5	Central Bank of India CA - 3071790301	-	28,708	28,708
6	Central Bank of India CA - 3717232018	-	1,17,841	1,17,841
7	Central Bank of India CA - 3724462984	-	74,70,667	74,70,667
8	Central Bank of India SB - 3072580869	1,39,019	-	1,39,019
9	Central Bank of India SB - 3072632015	1,42,763	-	1,42,763
10	Central Bank of India SB - 3092005205	-	32,172	32,172
11	Central Bank of India SB - 3072633552	15,664	-	15,664
12	SBH - Paritala - 62275977854	5,82,582	-	5,82,582
13	SBI - KCL - 32896506086	17,162	-	17,162
14	SBI - KCL - CA No.11382486865	-	4,00,665	4,00,665
15	HDFC-CA-50200024991567	4,65,928	-	4,65,928
	<b>Total..(A)</b>	<b>15,25,316</b>	<b>80,50,053</b>	<b>95,75,369</b>
B)	<b>Cash Balance</b>	<b>5,18,900</b>	<b>5,000</b>	<b>5,23,900</b>
	<b>Total..(B)</b>	<b>5,18,900</b>	<b>5,000</b>	<b>5,23,900</b>
	<b>Total... (A+B)</b>	<b>20,44,216</b>	<b>80,55,053</b>	<b>1,00,99,269</b>

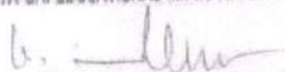
17. Unsecured Loans received

Sl. No.	Particulars	ASIST Rs.	ASEI Trust Rs.	Total Rs.
1	Amrita Sai Educational Improvement Trust	48,50,000	-	48,50,000
2	K Satya Sai Vani	-	42,00,000	42,00,000
3	M/s. Jaya Lakshmi Sea Foods Pvt Ltd	-	58,00,000	58,00,000
4	Muttineni Sasidhar	-	9,00,000	9,00,000
5	Muttineni Sri Vidya	-	1,00,000	1,00,000
6	Swarna Kumari	-	34,00,000	34,00,000
	<b>Total...</b>	<b>48,50,000</b>	<b>1,44,00,000</b>	<b>1,92,50,000</b>

18. Amount received from Employees

Sl. No.	Particulars	ASIST Rs.	ASEI Trust Rs.	Total Rs.
1	P.Chiranjeevi	70,000	-	70,000
	<b>Total...</b>	<b>70,000</b>	<b>-</b>	<b>70,000</b>

For AMRITA SAI EDUCATIONAL IMPROVEMENT TRUST

  
Secretary & Correspondent

For Amrita Sai Educational Improvement Trust

  
Chairman.



## Amrita Sai Educational Improvement Trust, Paritala

FY : 2019-20

## 19. Interest received

Sl. No.	Particulars	ASIST Rs.	ASEI Trust Rs.	Total Rs.
	Interest from			
1	Andhra Bank - 137510011000376	1,685	-	1,685
2	Andhra Bank - 137510100004766	3,473	-	3,473
3	Central Bank of India - 3072580869	4,457	-	4,457
4	Central Bank of India - 3072632015	2,459	-	2,459
5	Central Bank of India - 3072633552	1,243	-	1,243
6	Central Bank of India - 3092005205	-	856	856
7	Central Bank of India - 32896506086	638	-	638
8	Central Bank of India - 62275977854	16,129	-	16,129
9	Income tax refund received for FY: 2018-19	-	1,37,311	1,37,311
10	Interest from Income tax refund for FY : 2018-19	-	11,669	11,669
	<b>Total...</b>	<b>30,084</b>	<b>1,49,836</b>	<b>1,79,920</b>

## 20. Fee Collection

Sl. No.	Particulars	ASIST Rs.	ASEI Trust Rs.	Total Rs.
1	Bus fee	-	1,61,21,940	1,61,21,940
2	Canteen Income	-	20,81,579	20,81,579
3	Xerox Book Collection	3,84,720	-	3,84,720
4	Alumini Fee	1,02,610	-	1,02,610
5	Hostel Income	-	1,43,300	1,43,300
	<b>Total...</b>	<b>4,87,330</b>	<b>1,83,46,819</b>	<b>1,88,34,149</b>

## 21. Amount received from Loans &amp; Advances

Sl. No.	Particulars	ASIST Rs.	ASEI Trust Rs.	Total Rs.
1	Amrita Sai Institute of Science & Technology	-	5,68,66,140	5,68,66,140
	<b>Total...</b>	<b>-</b>	<b>5,68,66,140</b>	<b>5,68,66,140</b>

## 22. Repayment of Secured Loans (Including Interest)

Sl. No.	Particulars	ASIST Rs.	ASEI Trust Rs.	Total Rs.
1	<b>Vehicle Loans</b>			
	CBI -Vehicle Loan-3521706557	-	4,31,619	4,31,619
2	<b>Sundaram Finance</b>			
	Sundaram Finance Loan - L 019300278	-	1,38,800	1,38,800
	Sundaram Finance Loan - L 019300279	-	29,700	29,700
	Sundaram Finance Loan- L 019300542	-	24,12,000	24,12,000
	Sundaram Finance Loan- K 019300548	-	7,16,079	7,16,079
	Sundaram Finance Loan-M 019300021	-	11,87,548	11,87,548
	Sundaram Finance Loan-M 019300022	-	5,93,664	5,93,664
	Sundaram Finance Loan-M 019300023	-	5,94,382	5,94,382
	Sundaram Finance Loan- M 019300830	-	40,57,148	40,57,148
	Sundaram Finance Loan- N 019302164	-	10,27,900	10,27,900
	<b>Total...</b>	<b>-</b>	<b>1,11,88,840</b>	<b>1,11,88,840</b>

23. Repayment of Unsecured Loans (Including Interest)

Sl. No.	Particulars	ASIST Rs.	ASEI Trust Rs.	Total Rs.
1	Muttineni Sasidhar	-	9,00,000	9,00,000
2	Muttineni Sri Vidhya	-	1,00,000	1,00,000
3	Amrita Sai Educational Improvement Trust	5,53,14,842	-	5,53,14,842
Total...		5,53,14,842	10,00,000	5,63,14,842

24. Payment of Outstanding Provisions

Sl.No.	Particulars	ASIST Rs.	ASEI Trust Rs.	Total Rs.
1	Salaries Payable	12,74,582	-	12,74,582
2	Bonus Payable	20,39,193	-	20,39,193
3	Staff LIC payable	24,032	-	24,032
4	Transport Fees payable - Trust	1,61,21,940	-	1,61,21,940
Total...		1,94,59,747	-	1,94,59,747

25. Payment of Statutory Payments

Sl.No.	Particulars	ASIST Rs.	ASEI Trust Rs.	Total Rs.
1	TDS on other than salaries TDS u/s 194A	-	2,06,737	2,06,737
Total...		-	2,06,737	2,06,737

26. Payment of Employee Benefits

Sl.No.	Particulars	ASIST Rs.	ASEI Trust Rs.	Total Rs.
1	Staff Welfare	21,685	-	21,685
2	Guest lecture	2,71,966	-	2,71,966
3	Security Charges	7,200	-	7,200
TOTAL...		3,00,851	-	3,00,851

27. Payment of Bank Interest & Charges

Sl.No.	Particulars	ASIST Rs.	ASEI Trust Rs.	Total Rs.
1	Bank Charges	-	18,376	18,376
2	Interest - CBI OD (9600)	-	31,08,325	31,08,325
3	Interest on Sundaram Finance Loan- K 019300548 Sundaram Finance Loan- L 019300542	-	835 226	835 226
4	Processing Charges	-	6,100	6,100
TOTAL.....		-	31,33,862	31,33,862

For AMRITA SAI EDUCATIONAL IMPROVEMENT TRUST

*[Signature]*  
Secretary & Correspondent

For Amrita Sai Educational Improvement Trust

*[Signature]*  
Chairman



Amrita Sai Educational Improvement Trust, Paritala  
FY : 2019-20

28. Administrative Expenses

Sl.No.	Particulars	ASIST Rs	ASEI Trust Rs.	Total
1	Repairs & Maintenance			
	Computer Maintenance	3,63,000	-	3,63,000
	Electrical Maintenance	40,565	-	40,565
	Garden Maintenance	1,84,896	-	1,84,896
	Repairs & Maintenance-Furniture	77,628	-	77,628
	Repairs & Maintenance -Buildings	1,36,970	-	1,36,970
2	Vehicle Maintenance			
	Buses Insurance	-	18,23,129	18,23,129
	Buses Repairs & Maintainance	-	2,58,385	2,58,385
	Buses Road Tax	-	1,60,566	1,60,566
	Buses Toll Charges	-	4,92,278	4,92,278
	Bus break Expenses	-	1,50,000	1,50,000
2	Celebration Expenses			
	Celebrations Exp	35,730	-	35,730
3	Office Expenses			
	General Expenses	1,15,769	-	1,15,769
	Postage & Courier Charges	2,06,929	-	2,06,929
	Printing & Stationery	36,305	-	36,305
	Telephone Charges	2,917	-	2,917
	Travelling Expenses	2,29,924	-	2,29,924
4	Publicity Expenses			
	Promotion Expenses	10,930	-	10,930
5	Canteen Expenses		20,04,213	20,04,213
6	Other Expenses			
	Interest on TDS	-	20,676	20,676
	Pooja Material expenses	1,44,338	-	1,44,338
	Plumbing Expenses	1,72,673	-	1,72,673
7	Academic Expenses			
	Autonomous Expenses	58,573	-	58,573
	Department Expenses	47,186	-	47,186
	Exam Cell Spot Valuation Fees Paid	19,04,955	-	19,04,955
	Exam Cell Expenses - Diploma	93,676	-	93,676
	Exam Conducting Fees	14,32,113	-	14,32,113
	Staff Remuneration - Exam Cell	66,019	-	66,019
	JNTUK Exam Fee	22,00,844	-	22,00,844
	Autonomous spot valuation fees	6,87,100	-	6,87,100
	Internet Expenses	73,095	-	73,095
	Lab Maintenance	8,83,347	-	8,83,347
	Library Expenses	11,480	-	11,480
	R & D Expenses	10,600	-	10,600
	Refund of Fees	50,000	-	30,000

For Amrita Sai Educational Improvement Trust

By AMRITA SAI EDUCATIONAL IMPROVEMENT TRUST

Secretary & Commandant

Chairman.





Sl.No.	Particulars	ASIST Rs.	ASEI Trust Rs.	Total
	Sports Expenses	2,33,921	-	2,33,921
	Student Mentoring & Monitoring Expenses	1,675	-	1,675
	Student Welfare	1,45,300	-	1,45,300
	Syllabus Books & Teaching Aid	1,43,253	-	1,43,253
	Subscriptions	69,239	-	69,239
	Training & Placement Expenses	2,48,283	-	2,48,283
	Education Tour Expenses	31,006	-	31,006
	Faculty Development Expenses	8,315	-	8,315
	Industry Interaction Expenses	15,122	-	15,122
	IQAC Expenses	4,75,726	-	4,75,726
	Mineral water Expenses	1,01,985	-	1,01,985
	Seminar and Workshop Expenses	3,11,254	-	3,11,254
	Skill Development Expenses	20,000	-	20,000
	<b>Total....</b>	<b>1,10,62,623</b>	<b>49,09,247</b>	<b>1,59,71,870</b>

#### 29.Fee From Students

Sl.No.	Particulars	ASIST Rs.	ASEI Trust Rs.	Total Rs.
1	B.Tech	10,700	-	10,700
2	Diploma	27,450	-	27,450
	<b>Total....</b>	<b>38,150</b>	<b>-</b>	<b>38,150</b>

#### 30.Cash & Bank Balances as on 31-03-2020

Sl.No.	Particulars	ASIST Rs.	ASEI TRUST Rs.	Total Rs.
A)	Bank Balances:			
1	Andhra Bank SB - 137510011000376	3,23,87,049	-	3,23,87,049
2	Andhra Bank SB - 137510100004766	18,063	-	18,063
3	Andhra Bank SB - 09341002990011	9,243	-	9,243
4	Central Bank of India CA - 3150270927	19,647	-	19,647
5	Central Bank of India CA - 3071790301	-	28,708	28,708
6	Central Bank of India CA - 3717232018	-	19,976	19,976
7	Central Bank of India CA - 3724462984	-	19,16,430	19,16,430
8	Central Bank of India SB - 3072580869	48,781	-	48,781
9	Central Bank of India SB - 3072632015	1,19,363	-	1,19,363
10	Central Bank of India SB - 3092005205	-	33,028	33,028
11	Central Bank of India SB - 3072633552	16,906	-	16,906
12	SBH - Paritala - 62275977854	90,811	-	90,811
13	SBI - KCL - 32896506086	1,39,967	-	1,39,967
14	SBI - KCL - CA No.11382486865	-	1,08,046	1,08,046
15	HDFC-CA-50200024991567	10,659	-	10,659
	<b>Total..(A)</b>	<b>3,28,60,488</b>	<b>21,06,187</b>	<b>3,49,66,675</b>
B)	Cash Balance	11,68,500	4,82,703	16,51,203
	<b>Total..(B)</b>	<b>11,68,500</b>	<b>4,82,703</b>	<b>16,51,203</b>
	<b>Total...(A+B)</b>	<b>3,40,28,988</b>	<b>25,88,890</b>	<b>3,66,17,878</b>

For AMRITA SAI EDUCATIONAL IMPROVEMENT TRUST

Secretary & Correspondent

For Amrita Sai Educational Improvement Trust

Chairman.




Amrita Sai Educational Improvement Trust, Paritala  
FY : 2019-20


31. Amount paid to Sundry Creditors during the F.Y:2019-20

Sl No.	Particulars	ASIST Rs.	ASEI Trust Rs.	Total Rs.
1	Bees Software Solutions Pvt Ltd	6,20,000	-	6,20,000
2	Durga Glass Hardware & Plywood House	25,000	-	25,000
3	JBS Communication & Technologies	2,43,911	-	2,43,911
4	Omkar Graphics & Offset Printers	2,70,620	-	2,70,620
5	REFAC Sales Corporation	7,000	-	7,000
6	Shaik Khadar Mohiddeen	10,000	-	10,000
7	Automotive Manufactures Pvt Ltd	-	3,21,200	3,21,200
8	Roy Tyres A/C	-	7,45,700	7,45,700
9	Sattemmatali Trucks and wheels care	-	23,971	23,971
10	Sri Laxmi Battery Works	-	1,03,510	1,03,510
11	Universal Traders	-	41,455	41,455
12	Venkateswara Service Station	-	82,71,220	82,71,220
13	Yoganand Glass & Frame Work	-	21,005	21,005
	<b>Total...</b>	<b>11,76,531</b>	<b>95,28,061</b>	<b>1,07,04,592</b>

For ANRITA SAI EDUCATIONAL IMPROVEMENT TRUST

  
Secretary & Correspondent

For Amrita Sai Educational Improvement Trust

  
Chairman.




Amrita Sai Educational Improvement Trust, Paritala  
FY : 2019-20

32.Amount paid for Loans & Advances during the F.Y:2019-20

Sl.No.	Particulars	ASIST Rs.	ASEI Trust Rs.	Total Rs.
1	AP 16 CR 0019 Advance	10,292	-	10,292
2	HOD Imprest	10,000	-	10,000
3	K. Sambaiah ,Electrician	6,000	-	6,000
4	KV.Mallikharjun Rao	5,161	-	5,161
5	P.Ankama Rao (Imprest Cash)	22,130	-	22,130
6	Paritala Chiranjeevi- Advance	51,340	-	51,340
7	P.D Srinivasa Rao	6,500	-	6,500
8	Sd.Nagur Vali - Advance	775	-	775
9	Sharma	3,827	-	3,827
10	Advance For Others	35,700	-	35,700
11	Ch Siva Sankar- Transport	14,703	-	14,703
18	Jasper Industries Private Ltd	-	2,82,324	2,82,324
19	Tollgate Advances	-	1,42,680	1,42,680
20	Amrita Sai Institute of Science and Technology	-	6,85,91,969	6,85,91,969
Total...		1,66,428	6,90,16,973	6,91,83,401

For AMRITA SAI EDUCATIONAL IMPROVEMENT TRUST

  
Secretary & Correspondent

For Amrita Sai Educational Improvement Trust



Chairman.



**4.4.1 Percentage of Expenditure  
Incurred on Maintenance of Physical  
Facilities and academic Support  
Facilities Excluding Salary component  
Year 2018-2019**


4.1.2 Percentage of expenditure excluding salary for infrastructure development and augmentation year wise during the last five years

4.2.2 Percentage of expenditure for purchase of books/ e-books and subscription to journals/e-journals year wise during the last five years

4.4.1 Percentage expenditure incurred on maintenance of physical facilities and academic support facilities excluding salary component, during the last five years

2018-2019

Head/Sub head of Expenditure	Item of expenditure	Expenditure for infrastructure development and augmentation (in INR)	Expenditure on purchase of books/ebooks and subscription to journals/e-journals (in INR)	Expenditure on maintenace of physical facilities and academic support facilities (in INR)	expenditure on Salary component/ wages (in INR)	Other expenditures (in INR)
Affiliation fee	Affiliation fee	0	0	5607258	0	0
Employees Benefits	Employees Benefits	0	0	1430609	62732503	0
Administrative Exp...	Administrative Exp...	8079085	2721118	30392936	317889	0
Academic Expenses	Academic Expenses	246549	532128	12039612	0	0
Finace Cost	Finace Cost	5909921	0	0	0	0
Depreciation	Depreciation	16773096	0	0	0	0
fixed assets	building	431350				
	furniture	581160				
	machinery	1640707				
	computers & devices	7617972				
	server soft ware	4550				
	other equipments	119532				
	books		144866			

  
IQAC CO-ORDINATOR

  
PRINCIPAL

081 175 521 180  
PRINCIPAL  
Amrita Sai Institute of Science and Technology  
Amrita Sai Nagar, Paritala  
Krishna Dist - 521 180

18-19

M/s. Amrita Sai Educational Improvement Trust  
Paritala - 521 180

PAN: AABTA 8734 G / APR - 0C - 074 - 01  
Exemption Circle / Vijayawada

Audit Report under **Section 12A(b)** of the Income Tax Act, 1961  
For the period ended 31<sup>st</sup> March, 2019

AUDITORS

M N RAO & ASSOCIATES

CHARTERED ACCOUNTANTS

Vaishnavi Plaza (2<sup>nd</sup> Floor),

D. No: 40-6/3-9,

Near V.P Siddhartha Public School,

Moghalrajpuram,

VIJAYAWADA - 520 010

Phone: 0866 - 248 02 01

0866 - 248 03 01

0866 - 248 04 01

Email: mnrao.ca@gmail.com



**INDEPENDENT AUDITORS' REPORT**

To  
The Trustees  
Amritha Sai Educational Improvement Trust

**Report on the Financial Statements:**

**Opinion:**

We have audited the financial statements of **THE AMRITA SAI EDUCATIONAL IMPROVEMENT TRUST (Reg. No. 265/2006) ("the Trust")**, PARITALA - 521 108, which comprise the Balance Sheet as at 31<sup>st</sup> March 2019, the Income and Expenditure Account and the Statement of the Receipts and Payment for the year the ended 31<sup>st</sup> March 2019

In our opinion, the accompanying financial statements give a true and fair view of the financial position of the trust as at 31<sup>st</sup> March 2019; and of its financial performance for the year then ended in accordance with the Accounting Standards issued by the Institute of Chartered Accountants of India (ICAI).

**Basis for Opinion:**

We conducted our audit of the financial statements in accordance with the Standards on Auditing issued by ICAI. Our responsibilities under those Standards are further described in the Auditor's Responsibilities for the Audit of the Financial Statements section of our report. We are independent of the Trust in accordance with the Code of Ethics issued by the Institute of Chartered Accountants of India (ICAI) together with the ethical requirements that are relevant to our audit of the financial statements and we have fulfilled our other ethical responsibilities in accordance with these requirements and the ICAI's Code of Ethics.

We believe that the audit evidence obtained by us is sufficient and appropriate to provide a basis for our audit opinion on the financial statements.

**Management Responsibility for the Financial Statements:**

Management is responsible for the preparation and fair presentation of the financial statements in accordance with the aforesaid Accounting Standards, and for such internal controls as management determines necessary to enable the preparation of the financial statements that are free from material misstatement, whether due to fraud or error.

In preparing the financial statements, management is responsible for assessing the Trust's ability to continue as a going concern, disclosing, as applicable, matters related to going concern using the going concern basis of accounting unless management either intends to liquidate the Trust or to cease operations; or has no realistic alternative but to do so.

The Board of Trustees is responsible for overseeing the Trust's financial reporting process.



**Head Office** : Vaishnavi Plaza (2<sup>nd</sup> Floor), # 40-6/3-9, Near V. P. Siddhartha Public School, Mogalrajapuram, Vijayawada - 520 010, Andhra Pradesh, INDIA.

**Branch Offices** : • Tenali • Hyderabad • Narasaraopet

## Auditor's Responsibility for the Audit of the Financial Statements:

Our objectives are to obtain reasonable assurance about whether the financial statements as a whole are free from material misstatement, whether due to fraud or error, and to issue an auditor's report that includes our opinion.

Reasonable assurance is a high level of assurance, but is not a guarantee that an audit conducted in accordance with Standards on Auditing will always detect a material misstatement when it exists.

Misstatements can arise from fraud or error and are considered material if, individually or in the aggregate, they could reasonably be expected to influence the economic decisions of users taken on the basis of these financial statements.

As part of an audit in accordance with Standards on Auditing, we exercise professional judgment and maintain professional skepticism throughout the audit. We also:

- Identify and assess the risks of material misstatement of the financial statements, whether due to fraud or error, design and perform audit procedures responsive to those risks, and obtain audit evidence that is sufficient and appropriate to provide a basis for our opinion. The risk of not detecting a material misstatement resulting from fraud is higher than for one resulting from error, as fraud may involve collusion, forgery, intentional omissions, misrepresentations, or the override of internal control.
- Obtain an understanding of internal control relevant to the audit in order to design audit procedures that are appropriate in the circumstances, but not for the purpose of expression of opinion on the effectiveness of the Trust's internal controls.
- Evaluate the appropriateness of accounting policies used and the reasonableness of accounting estimates and related disclosures made by management.
- Conclude on the appropriateness of management's use of the going concern basis of accounting and, based on the audit evidence obtained, whether a material uncertainty exists related to events or conditions that may cast significant doubt on the Trust's ability to continue as a going concern. If we conclude that a material uncertainty exists, we are required to draw attention in our auditor's report to the related disclosures in the financial statements or, if such disclosures are inadequate, to modify our opinion. Our conclusions are based on the audit evidence obtained up to the date of our auditor's report. However, future events or conditions may cause the Trust to cease to continue as a going concern.
- Evaluate the overall presentation, structure and content of the financial statements, including the disclosures, and whether the financial statements represent the underlying transactions and events in a manner that achieves fair presentation.

We communicate with those charged with governance regarding, among other matters, the planned scope and timing of the audit and significant audit findings, including any significant deficiencies in internal control that we identify during our audit.





We also provide those charged with governance with a statement that we have complied with relevant ethical requirements regarding independence, and to communicate with them all relationships and other matters that may reasonably be thought to bear on our independence, and where applicable, related safeguards.

**Report on Other Legal and Regulatory Requirements:**

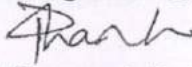
Further, we report that:

- We have obtained all the information and explanations which to the best of our knowledge and belief were necessary for the purpose of our audit;
- In our opinion proper books of account as required by law have been kept by the Trust so far as appears from our examination of those books;
- The Balance Sheet, Income and Expenditure Account, and the Statement of Receipts and Payments dealt with by this Report are in agreement with the books of account.

Place: Vijayawada  
Date: 31-Oct-2019



**For M. N. RAO & ASSOCIATES**  
Chartered Accountants  
Firm Regn. No: 005386S

  
(M. Phaneesh Reddy)  
Partner

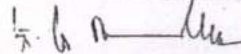
Membership No. 244506  
UDIN:19244506AAAAET6236

Amrita Sai Educational Improvement Trust (Reg.No.265/2006)  
Paritala - 521 180; Krishna District

Details of Members of Governing Body - F.Y:2018-19

Sl. No	Name in BLOCK Letters	Designation	Address
1	Sri Kudaravalli Ramesh Babu	Chairman & Treasurer	S/o. Sri Purnaiah Flat No: E-4, Madhuri Mannar, East Point Colony, Visakhapatnam - 520 017 PAN : AGZPK 6018 P
2	Sri Kudaravalli Rama Mohana Rao	Secretary & President	S/o. Sri Purnaiah Flat No: 204, Lakshmi Enclave, Bose Road, Tenali - 522 201 PAN : ACPK 4916 L
3	Sri Yenamadala Venkata Ramaiah	President	S/o. Sri Kotaiah 3rd Line, N.G.O's Colony Narasarao Peta PAN : AANPY 2580 N
4	Sri Kudaravalli Srinivasa Rao	Vice President	S/o. Sri Purnaiah Plot No.602, Redcreek Apartments Visakhapatnam - 520 003 PAN : AGZPK 6017 C
5	Sri Koratala Eswar Chandra	Joint Secretary	S/o. Sri Sri Rama Murthy Flat No.103, Sree Lakshmi Towers Tenali PAN : AJSPK 3466 H

For Amrita Sai Educational Improvement Trust

  
(Kudaravalli Rama Mohana Rao)  
Secretary

Amrita Sai Educational Improvement Trust, Paritala  
A.Y:2019-20

Balance Sheet as at 31-Mar-2019

Particulars	Notes	As at 31-Mar-2019	As at 31-Mar-2018
<b>I) Liabilities</b>			
<b>Members Fund:</b>			
Corpus Fund		1,33,27,434	1,33,27,434
Capital Fund	1	7,50,59,446	6,98,10,286
<b>Long Term Borrowings:</b>			
Secured Loans	2	4,17,41,518	5,10,89,788
Unsecured Loans	3	3,13,09,445	1,00,94,841
<b>Current Liabilities:</b>			
Sundry Creditors	4	17,67,345	17,92,267
Current Liabilities	5	3,14,35,538	2,75,06,858
<b>Total...</b>		<b>19,46,40,731</b>	<b>17,36,21,480</b>
<b>II) Assets</b>			
<b>Non Current Assets:</b>			
Fixed Assets	6	10,76,61,901	11,11,02,970
Deposits	7	4,00,951	3,85,507
<b>Current Assets:</b>			
Other Current Assets	8	7,64,78,597	3,32,52,289
Cash & Bank Balances	9	1,00,99,254	2,88,80,714
<b>Total...</b>		<b>19,46,40,731</b>	<b>17,36,21,480</b>

As per our separate report of even date

For M.N.RAO & ASSOCIATES

Chartered Accountants

Firm Reg.No 005386S

(M.Phaneesh Reddy)

Partner

Membership No.244506

UDIN:19244506AAAAET6236

Place: Vijayawada

Date: 31-Oct-2019



For Amrita Sai Educational Improvement Trust

Secretary & Correspondent

Amrita Sai Educational Improvement Trust, Paritala  
A.Y:2019-20

Income & Expenditure Account for the year ended 31-Mar-2019

Particulars	Notes	As at 31-Mar-2019	As at 31-Mar-2018
<b>Incomes:</b>			
a) Fees	10	10,84,11,250	8,91,69,100
b) Other Income	11	3,56,77,367	4,07,50,769
c) Interest Received	12	2,72,693	5,43,057
<b>Total...</b>		<b>14,43,61,310</b>	<b>13,04,62,926</b>
<b>Expenditure:</b>			
a) Affiliation Fee	13	56,07,258	60,92,183
b) Employees Benefits	14	6,41,63,112	6,13,55,772
c) Administrative Expenses	15	3,38,40,475	3,25,10,366
d) Academic Expenses	16	1,28,18,289	66,89,412
e) Finance Cost	17	59,09,921	70,01,198
f) Depreciation	6	1,67,73,096	1,65,08,618
<b>Total...</b>		<b>13,91,12,150</b>	<b>13,01,57,549</b>
<b>Excess of Income over Expenditure (A-B)</b>		<b>52,49,160</b>	<b>3,05,377</b>

Place: Vijayawada  
Date: 31-Oct-2019



As per our separate report of even date

For M.N.RAO & ASSOCIATES

Chartered Accountants

Firm Reg.No 005386S

(M.Phaneesh Reddy)

Partner

Membership No.244506

UDIN:19244506AAAET6236

For Amrita Sai Educational Improvement Trust

*[Signature]*  
Secretary & Correspondent

Receipts and Payments Account for the year ended 31-Mar-2019

Receipts		Sched ule	Amount Rs	Payments		Sched ule	Amount Rs
To	Opening Balance (Cash & Bank)	18	2,88,80,711	By	Opening Balance (Bank overdraft)		2,43,93,545
To	Amount received from Unsecured Loans	19	2,06,00,000	By	Repayment of Secured Loans (Including Interest)	26	1,35,91,331
To	Amount received from Employees	20	1,69,050	By	Payment of Provisions	27	5,92,69,429
To	Interest on Bank Accounts received	21	2,35,490	By	Payment of Statutory Payments	28	31,48,731
To	Fee Collection	22	1,20,29,231	By	Purchase of College Equipments	29	1,62,036
To	Fee From Students	23	8,70,16,509	By	Purchase of Office Equipments	30	2,70,816
To	Amount received from Creditors	24	50,600	By	Amount paid for Construction	31	1,87,050
To	Amount received from Loans & Advances	25	1,702	By	Purchase of Fixed assets	32	1,93,790
To	Interest on income Tax Refund		20,046	By	Payment of Affiliated Fees	33	16,14,408
To	Income Tax Refund Receivable		2,35,814	By	Payment of Employee Benefits	34	8,15,006
To	PMKVY Fund (AICTE) Receivable		17,496	By	Payment of Bank Interest & Charges	35	51,26,041
To	Subscriptions		1,255	By	Payment of Academic Expenses	36	89,89,352
To	Discount on Payment of Insurance		37,000	By	Payment of Administration Expenses	37	1,57,85,735
To	Examination cell  Diploma		1,78,350	By	Fees From Students	38	1,62,199
To	Insurance Claim on Car Received		4,24,554	By	Exam cell Diploma Fee Paid		1,49,674
To	Other Income		9,75,827	By	Amount Paid to Sundry Creditors	39	2,90,53,776
To	Travelling Expenses		28,237	By	Amount paid to Other Creditors		50,000
To	Donations		10,000	By	Loans & Advances (Asset)	41	32,54,355
To	Bank Charges		2,636	By	Closing Balance (Cash & Bank)	42	1,00,99,264
To	Exam Cell Spot Valuation Fee paid		9,051				
To	Closing Balance (Bank over draft)		2,53,92,983				
Total			17,63,16,542	Total			17,63,16,542

Place: Vijayawada  
Date: 31-Oct-2018



As per our separate report of even date  
For M.N.RAO & ASSOCIATES  
Chartered Accountants  
Firm Reg.No 005386S  
(M.Phaneesh Reddy)  
Partner  
Membership No.244506  
UDIN:19244506AAAAET6236

For Amrita Sai Educational Improvement

Secretary & Correspondent

Amrita Sai Educational Improvement Trust, Paritala  
A.Y:2019-20

1. Capital Fund

Sl. No.	Particulars	As at 31-Mar-2019		As at 31-Mar-2018	
		Rs.	Rs.	Rs.	Rs.
1	Opening Balance		6,98,10,286		6,95,04,909
	Add:				
	Excess of Income over Expenditure during the year	52,49,160	52,49,160	3,05,377	3,05,377
	Closing Balance		7,50,59,446		6,98,10,286

2. Secured Loans

Sl. No.	Particulars	As at 31-Mar-2019		As at 31-Mar-2018	
		Rs.	Rs.	Rs.	Rs.
A)	Bank OD:				
1	Central Bank of India - OD-3073359603	2,53,92,983	2,53,92,983	2,43,93,545	2,43,93,545
B)	Vehicle Loans:				
1	CBI - 3930429677	-	-	3,64,249	-
2	CBI - 3930448862	-	-	3,64,249	-
3	CBI - 3521706557	4,10,639	-	7,97,631	-
6	Sundaram Finance-J 019300813	-	-	8,21,429	-
7	Sundaram Finance-L 019300278	1,37,009	-	9,11,842	-
8	Sundaram Finance-L 019300279	29,428	-	3,63,814	-
9	Sundaram Finance-L 019300542	26,42,404	-	46,72,193	-
10	Sundaram Finance-K 019300548	8,46,064	-	40,22,071	-
11	Sundaram Finance-M 019300021	20,76,856	-	30,22,367	-
12	Sundaram Finance-M 019300022	10,38,397	-	15,11,133	-
13	Sundaram Finance-M 019300023	10,38,397	-	15,11,133	-
14	Sundaram Finance-M 019300830	50,68,363	-	83,34,132	-
15	Sundaram Finance-N 019302164	30,60,978	-	-	-
			1,63,48,535		2,66,96,243
	Total		4,17,41,518		5,10,89,788

3. Unsecured Loans

Sl. No.	Particulars	As at 31-Mar-2019	As at 31-Mar-2018
1	A Subba rao	10,50,000	10,50,000
2	J Mahinath	4,91,470	4,91,470
3	K.Rama Mohana Rao	11,04,000	11,04,000
4	Jaya Sai Aqua	89,72,984	36,51,116
5	K.Ramesh Babu	7,90,000	7,90,000
6	K Mrudhula	19,77,327	17,84,591
7	K Sai Komal	2,00,000	2,00,000
8	K Sri Rama Murthy	4,86,000	4,86,000
9	P Rama Chandra Babu	4,53,664	4,53,664
10	P Sri Lakshmi	30,000	30,000
11	Y Venkata Ramaiah	54,000	54,000
12	Jasti Rajeswari	9,00,000	-
13	Koratala Eswarchand	30,00,000	-
14	M/s Jaya Lakshmi Sea Foods Pvt Ltd	98,00,000	-
15	Y Balagangadhara Rao	20,00,000	-
	Total	3,43,09,445	1,00,94,841

For Amrita Sai Educational Improvement Trust



Secretary & Correspondent



Amrita Sai Educational Improvement Trust, Paritala  
A.Y:2019-20


4. Sundry Creditors

Sl. No.	Particulars	As at 31-Mar-2019	As at 31-Mar-2018
1	Annapurna Broadcastings Pvt Ltd	-	28,910
2	APT Engineering Company	39,530	-
3	Automotive Manufacturers Pvt Ltd	1,363	59,038
4	Bees Software Solutions Pvt Ltd	30,000	-
5	Bizrights IP Partners	-	51,910
6	Frontview Security & Man Power Services	-	17,598
7	Code Thantra Tech solutions Pvt Ltd	2,09,760	-
8	Integrated Broadcasting Company	14,000	-
9	JBS Communication & Technologies	1,04,418	-
10	JBS Technologies	-	12,00,000
11	Jignasa Students Activity Club	54,000	-
12	Master Security & service Providers	(1,551)	54,121
13	Meghana Media Communications	41,694	-
14	My Guru On Line India (P) Ltd	66,700	43,500
15	Nowfloats Technologies	-	4,000
16	Omkar Graphics & Offset Printers	6,03,504	91,621
17	Paramount Book Distributors	41,730	7,407
18	Prajashakti Printers & Publishers Pvt Ltd	19,365	-
19	Roy Tyres	2,38,950	43,300
20	Sri Sai Systems & Electronics	1,68,002	1,68,002
21	SS Garden & Plantation Developers	-	22,860
22	Secretariat Journalist Association	1,00,000	-
23	Sri Vaishnavi Cable Networks	30,000	-
24	Stratus Info Technologies	11,880	-
25	Radha Madhav Automobiles Pvt Ltd	(6,000)	-
	<b>Total...</b>	<b>17,67,345</b>	<b>17,92,267</b>

5. Current Liabilities

Sl. No.	Particulars	As at 31-Mar-2019	As at 31-Mar-2018
1	Audit Fee Payable	2,70,000	2,70,000
2	Bonus Payable	23,56,780	24,98,883
3	Electricity Bill payable	-	1,15,897
4	EPF Payable	17,431	59,136
5	JNTUK Fee payable	1,57,70,925	1,19,88,075
6	Professional Tax Payable	2,47,500	1,65,187
7	Registration Fee Collected in Advance	-	600
8	Special Fee Collected in Advance	-	2,850
9	Advances given to Departmental HOD's	-	15,757
10	Salaries Payable	1,24,59,217	1,19,35,418
11	Staff LIC payable	24,032	21,028
12	Electronic Hardware Training Staff - Salaries Payable	25,000	25,000
13	Mechanic Training Staff - Salaries Payable	45,000	45,000
14	Exam Cell Diploma	28,676	-
15	TDS Payable	-	-
	TDS on Salaries - 192B	(9,000)	2,46,778
	<b>Other than Salaries :</b>		
	TDS on interest other than securities - 194A	1,01,115	58,871
	TDS on Contracts -194C F.Y:2017-18	-	7,297
	TDS on Contracts -194C F.Y:2018-19	5,015	-
	TDS on Professional Charges - 194J	93,847	51,081
	<b>Total...</b>	<b>3,14,35,538</b>	<b>2,75,06,858</b>

For Amrita Sai Educational Improvement Trust

  
Secretary & Correspondent



Amrita Sai Educational Improvement Trust, Paritala  
A.Y:2019-20


7. Deposits

Sl No.	Particulars	As at 31-Mar-2019		As at 31-Mar-2018	
		Rs.	Rs.	Rs.	Rs.
A)	<b>Security Deposits:</b>				
	Electricity Deposit	2,65,951		2,50,507	
	NSIC Deposit	1,35,000		1,35,000	
			4,00,951		3,85,507
	<b>Total</b>		4,00,951		3,85,507

8. Other Current Assets

Sl No.	Particulars	As at 31-Mar-2019		As at 31-Mar-2018	
		Rs.	Rs.	Rs.	Rs.
1	Fee receivable from Government				
	F.Y.2012 -13	6,82,500		6,82,500	
	F.Y.2013 -14	7,72,088		7,72,088	
	F.Y.2014 -15	4,43,050		4,43,050	
	F.Y.2015 -16	20,10,975		20,28,475	
	F.Y.2016-17	18,85,575		22,43,225	
	F.Y.2017-18	-		2,49,49,751	
			57,94,188		3,11,19,089
2	Fee Receivable		6,87,28,931		
3	Tuition Fee (Cat-A) Receivable from students		1,37,180		1,84,680
4	Tuition Fee (Cat-B) Receivable from students		1,25,720		2,56,160
5	Registration Fee Receivable		3,87,330		3,91,230
6	Special Fee Receivable		1,06,000		2,06,750
7	Advances given to Departmental HOD's		38,034		-
8	Advance against Salary		-		64,511
9	PMKVY Fund (AICTE) Receivable		49,512		67,008
10	Rental Advance		1,35,000		1,35,000
11	Toll Advances		18,465		-
12	Balance at M N Rao & Associates Online Account		1,670		1,670
13	Income Tax Refund Receivable for the FY:2012-13		1,33,636		1,33,636
14	Income Tax Refund Receivable for the FY:2014-15		1,22,130		1,22,130
15	Income Tax Refund Receivable for the FY:2016-17		-		2,35,814
16	Income Tax Refund Receivable for the FY:2018-19		1,37,311		-
17	Tax Collected at Source		31,340		1,12,670
18	Tax Deducted by Others - F.Y.2017-18		-		24,641
19	Tax Deducted by Others - F.Y.2018-19		2,938		-
20	Hostel Fee receivable		28,300		1,97,300
21	Prepaid Expenses		3,00,000		-
22	TDS Receivable from Sundaram Finance		1,75,418		-
23	San Prints Pvt Ltd		25,494		-
	<b>Total</b>		7,64,78,597		3,32,52,289

For Amrita Sai Educational Improvement Trust

  
Secretary & Correspondent





Amrita Sai Educational Improvement Trust, Paritala  
A.Y:2019-20

9. Cash & Cash Equivalents

Sl. No.	Particulars	As at 31-Mar-2019		As at 31-Mar-2018	
		Rs.	Rs.	Rs.	Rs.
<b>A)</b>	<b>Balance with Banks:</b>				
1	Andhra Bank SB - 09341002990011	9,243		9,243	
2	Andhra Bank SB - 137510011000376	44,951		48,166	
3	Andhra Bank SB - 137510100004766	88,357		86,068	
4	Central Bank of India CA - 3150270927	19,646		17,478	
5	Central Bank of India CA - 3071790301	28,708		43,131	
6	Central Bank of India SB - 3072580869	1,39,019		1,08,600	
7	Central Bank of India SB - 30726320*5	1,42,763		1,87,80,208	
8	Central Bank of India SB - 3092005205	32,172		31,070	
9	Central Bank of India SB - 3072633552	15,663		84,77,341	
10	SBH - Paritala - 62275977854	5,82,581		1,74,516	
11	SBI - KCL - 32896506086	17,161		15,602	
12	SBI - KCL - SB A/c No.11332486865	4,00,665		1,44,227	
13	SBI, Tenali - CA No.30088620065	-		54,621	
14	HDFC CA - 50200024991557	4,65,928		7,42,743	
15	CBI - CA - 3717232018	1,17,841			
16	CBI - CA - 3724462984	74,70,666			
			<b>95,75,364</b>		<b>2,87,33,014</b>
<b>B)</b>	<b>Cash in Hand</b>		<b>5,23,900</b>		<b>1,47,700</b>
	<b>Total</b>		<b>1,00,99,264</b>		<b>2,88,80,714</b>

For Amrita Sai Educational Improvement Trust

*[Signature]*  
Secretary & Correspondent



Amrita Sai Educational Improvement Trust, Paritala  
A.Y:2019-20

6. Fixed Assets

Sl. No.	Name of the Asset	Opening Balance as on 01-Apr-2018 Rs.	Additions		Deletions Rs.	Total Rs.	Rate of Depreciation	Depreciation Rs.	Closing Balance as on 31-Mar-2019 Rs.
			Upto 30-Sep-2018 Rs.	After 30-Sep-2018 Rs.					
1	Site - Block A - 0% Land	13,61,076	-	-	-	13,61,076	0%	-	13,61,076
	Total... (1)	13,61,076	-	-	-	13,61,076	-	-	13,61,076
2	Buildings - Block B - 10% Buildings Work in Progress	5,00,11,978	81,510	3,49,840	-	5,04,43,328	10%	50,26,841	4,54,16,488
	Total... (2)	5,00,11,978	81,510	3,49,840	-	5,04,43,328	-	50,26,841	4,54,16,488
3	Furniture, Fixtures & Fittings - Block C - 10%								
	Air Conditioner	5,57,908	-	2,11,000	-	7,68,908	10%	66,341	7,02,565
	Class Room Boards	1,93,190	-	-	-	1,93,190	10%	19,319	1,73,871
	Sports Items	3,07,964	-	64,400	-	3,72,364	10%	34,016	3,38,348
	Benches	6,18,770	-	-	-	6,18,770	10%	61,877	5,56,893
	Access Card Reader	15,180	-	-	-	15,180	10%	1,518	13,662
	Furniture	23,54,808	-	2,45,760	-	26,00,568	10%	2,47,769	23,52,800
	Tata Sky Dish	744	-	-	-	744	10%	74	670
	Executive Chairs	23,670	50,000	-	-	73,670	10%	7,367	66,303
	Wall Fans	31,023	-	-	-	31,023	10%	3,102	27,921
	Total... (3)	41,01,256	50,000	5,21,160	-	46,72,416	-	4,41,184	42,31,232
4	Vehicles - Block D - 15%								
	A) Buses:								
	Bus- AP 07 X 0414 (Already Sold)	(57,968)	-	-	-	(57,968)	15%	(8,695)	(49,273)
	Bus- AP 24 U 3999 (Already Sold)	(54,269)	-	-	-	(54,269)	15%	(8,140)	(46,129)
	Bus- AP 24 W 4949 (Already Sold)	(1,29,877)	-	-	-	(1,29,877)	15%	(19,481)	(1,10,395)
	Bus - AP 16 TE 0235	9,73,961	-	-	-	9,73,961	15%	1,46,094	8,27,867
	Bus - AP 16 TE 0236	9,73,961	-	-	-	9,73,961	15%	1,46,094	8,27,867
	Bus - AP 16 TE 0237	9,73,961	-	-	-	9,73,961	15%	1,46,094	8,27,867
	Bus - AP 16 TE 0238	9,73,961	-	-	-	9,73,961	15%	1,46,094	8,27,867
	Bus - AP 16 TE 0245	9,73,961	-	-	-	9,73,961	15%	1,46,094	8,27,867
	Bus - AP 16 TE 0246	9,73,961	-	-	-	9,73,961	15%	1,46,094	8,27,867
	Bus - AP 16 TE 0247	9,73,961	-	-	-	9,73,961	15%	1,46,094	8,27,867
	Bus - AP 16 TE 0248	9,73,961	-	-	-	9,73,961	15%	1,46,094	8,27,867
	Bus - AP 16 TE 1386	8,41,145	-	-	-	8,41,145	15%	1,26,172	7,14,973


For Amrita Sai Educational Improvement Trust

*[Signature]*  
Secretary & Correspondent



Sl No.	Name of the Asset	Opening Balance as on 01-Apr-2018 Rs.	Additions		Deletions Rs.	Total Rs.	Rate of Depreciation	Depreciation Rs.	Closing Balance as on 31-Mar-2019 Rs.
			Upto 30-Sep-2018 Rs.	After 30-Sep-2018 Rs.					
	Bus - AP 16 TE 1387	8,41,145	-	-	-	8,41,145	15%	1,26,172	7,14,973
	Bus - AP 16 TE 1389	8,41,145	-	-	-	8,41,145	15%	1,26,172	7,14,973
	Bus - AP 16 TE 1390	8,41,145	-	-	-	8,41,145	15%	1,26,172	7,14,973
	Bus - AP 16 TE 2386	11,41,145	-	-	-	11,41,145	15%	1,71,172	9,69,973
	Bus - AP 16 TE 2387	11,41,145	-	-	-	11,41,145	15%	1,71,172	9,69,973
	Bus - AP 16 TE 2390	11,41,145	-	-	-	11,41,145	15%	1,71,172	9,69,973
	Bus - AP 16 TE 2391	11,41,145	-	-	-	11,41,145	15%	1,71,172	9,69,973
	Bus - AP 16 TE 2392	11,41,145	-	-	-	11,41,145	15%	1,71,172	9,69,973
	Bus - AP 16 TE 2393	11,41,145	-	-	-	11,41,145	15%	1,71,172	9,69,973
	Bus - AP 16 TE 4054	13,29,003	-	-	-	13,29,003	15%	1,99,350	11,29,653
	Bus - AP 16 TE 4058	13,29,003	-	-	-	13,29,003	15%	1,99,350	11,29,653
	Bus - AP 16 TE 4060	13,29,003	-	-	-	13,29,003	15%	1,99,350	11,29,653
	Bus - AP 16 TE 4097	13,29,003	-	-	-	13,29,003	15%	1,99,350	11,29,653
	Bus - AP 16 TE 5706	16,79,400	-	-	-	16,79,400	15%	2,51,910	14,27,490
	Bus - AP 16 TE 5706	16,79,400	-	-	-	16,79,400	15%	2,51,910	14,27,490
	Bus - AP 16 TE 5707	16,79,400	-	-	-	16,79,400	15%	2,51,910	14,27,490
	Bus - AP 16 TE 5708	16,79,400	-	-	-	16,79,400	15%	2,51,910	14,27,490
	Bus - AP 16 TE 5709	16,79,400	-	-	-	16,79,400	15%	2,51,910	14,27,490
	Bus - AP 16 TE 6161	17,44,353	-	-	-	17,44,353	15%	2,61,653	14,82,700
	Bus - AP 16 TE 6162	17,19,414	-	-	-	17,19,414	15%	2,57,912	14,61,502
	Bus - AP 16 TE 6163	17,19,414	-	-	-	17,19,414	15%	2,57,912	14,61,502
	Bus - AP 16 TE 6164	17,19,414	-	-	-	17,19,414	15%	2,57,912	14,61,502
	<b>Total.... (A)</b>	<b>3,83,76,627</b>				<b>3,83,76,627</b>		<b>57,56,494</b>	<b>3,26,20,133</b>
	<b>B) Cars:</b>								
	Vehicle-9660 (Already Sold)	(2,13,903)	-	-	-	(2,13,903)	15%	(32,085)	(1,81,817)
	Vehicle- No.1888 (Already Sold)	(3,69,978)	-	-	-	(3,69,978)	15%	(55,497)	(3,14,481)
	Vehicle-No-2748 (Already Sold)	(15,756)	-	-	-	(15,756)	15%	(2,363)	(13,392)
	Vehicle - Duster (Already Sold)	(95,288)	-	-	-	(95,288)	15%	(14,293)	(80,994)
	Verna - AP 16BU 5445 (Already Sold)	(2,13,829)	-	-	-	(2,13,829)	15%	(32,074)	(1,81,755)
	Vehicle - AP-16 BV7227 (Already Sold)	(3,55,373)	-	-	-	(3,55,373)	15%	(53,306)	(3,02,067)
	Vehicle - Maruti Ertiga	4,30,539	-	-	-	4,30,539	15%	64,581	3,65,958
	Innova - AP16 BV 0009	5,66,667	-	-	-	5,66,667	15%	85,000	4,81,667
	Innova Car - AP 16 CR 0019	10,65,138	-	-	-	10,65,138	15%	1,59,771	9,05,368
	Innova Car - AP 16 CR 5778	10,65,138	-	-	-	10,65,138	15%	1,59,771	9,05,368
	Innova Car - AP 16 DK 0019	12,91,924	-	-	-	12,91,924	15%	1,93,789	10,98,136
	Ford Ecosport - AP 16 DK 0909	6,50,250	-	-	-	6,50,250	15%	97,538	5,52,713
	Crysta Car - AP 16 DK 2368	17,77,342	-	-	-	17,77,342	15%	2,66,601	15,10,740
	Fortuner - AP 39 AD 0019	-	-	31,22,138	-	31,22,138	15%	2,34,160	28,87,978
	<b>Total.... (B)</b>	<b>55,82,872</b>		<b>31,22,138</b>		<b>87,05,010</b>		<b>10,71,591</b>	<b>76,33,419</b>

For Amrita Sai Educational Improvement Trust

  
Secretary & Correspondent



Sl. No.	Name of the Asset	Opening	Additions		Deletion	Total	Rate of Depreciation	Depreciation	Closing Balance
		Balance as on 01-Apr-2018 Rs.	Upto 30-Sep-2018 Rs.	After 30-Sep-2018 Rs.					
	<b>C) Others</b>								
	Van - AP 16 TY 3099	2,30,297	-	-	-	2,30,297	15%	34,545	1,95,753
	Water Tanker	15,463	-	-	-	15,463	15%	2,319	13,144
	Total... (C)	2,45,760	-	-	-	2,45,760		36,864	2,08,896
	Total... (4 = A+B+C)	4,42,05,259	-	31,22,138	-	4,73,27,397		68,64,949	4,04,62,448
5	<b>Plant &amp; Machinery - Block E - 15%</b>								
	<b>A) Lab Equipment</b>								
	ECE Lab Equipment	8,15,018	-	-	-	8,15,018	15%	1,22,253	6,92,765
	EEE - Lab Equipment	7,70,115	-	-	-	7,70,115	15%	1,15,517	6,54,598
	Chemistry lab equipments	1,56,325	-	-	-	1,56,325	15%	23,449	1,32,877
	Physics lab equipments	35,087	-	-	-	35,087	15%	5,263	29,824
	Mechanical-Lab Equipment	20,58,234	43,939	-	-	21,02,173	15%	3,15,326	17,86,847
	Electronic & Lab Equipments	7,99,203	-	-	-	7,99,203	15%	1,19,880	6,79,323
	Lab Equipments	23,87,564	1,57,748	5,61,781	-	31,07,093	15%	4,23,930	26,83,162
	Gym Equipment	1,80,838	-	-	-	1,80,838	15%	27,126	1,53,712
	Fire safety equipment	10,17,239	-	85,330	-	11,02,569	15%	1,58,986	9,43,583
	<b>B) Others</b>								
	Biometric Machines	2,74,545	-	-	-	2,74,545	15%	41,182	2,33,363
	HT Capacitors	7,708	-	5,590	-	13,298	15%	1,575	11,722
	HP Motor	22,685	-	-	-	22,685	15%	3,403	19,282
	Cardless Phone	1,488	-	-	-	1,488	15%	223	1,264
	Cash Counting Machine	9,393	-	6,200	-	15,593	15%	1,874	13,719
	Finance Calculators	1,695	-	-	-	1,695	15%	254	1,441
	Hard Disc	71,416	15,850	11,000	-	49,188	15%	6,482	42,684
	Mobile Phones	26,378	10,000	-	-	36,378	15%	5,457	30,922
	Generator	84,859	20,000	-	-	1,04,859	15%	15,729	89,130
	Transformer HT	98,069	66,414	-	-	1,64,473	15%	24,671	1,39,802
	Xerox Machines	1,24,167	-	1,10,920	-	2,35,087	15%	26,944	2,08,143
	Electrical Equipment - 10%	3,36,232	1,61,795	90,278	-	5,88,305	10%	54,317	5,33,988
	Water Coolers	-	57,000	85,000	-	1,42,000	15%	14,925	1,27,075
	Total... (5)	92,28,244	5,32,746	9,56,999	-	1,07,17,989		15,08,765	92,09,224

For Amrita Sai Educational Improvement Trust

*[Signature]*  
Secretary & Correspondent



Sl. No.	Name of the Asset	Opening Balance as on 01-Apr-2018 Rs.	Additions		Deletions Rs.	Total Rs.	Rate of Depreciation	Depreciation Rs.	Closing Balance as on 31-Mar-2019 Rs.
			Upto 30-Sep-2018 Rs.	After 30-Sep-2018 Rs.					
<b>6</b>	<b>Computers &amp; Devices - Block F - 40%</b>								
	Computers	10,58,838	3,36,060	41,87,974	-	55,82,892	40%	13,95,562	41,87,330
	Printer	2,10,527	3,07,224	26,774	-	5,44,525	40%	2,12,455	3,32,070
	Batteries	98,252	-	43,008	-	1,41,260	40%	47,902	93,357
	Laptops	2,48,592	3,23,789	48,793	-	6,21,174	40%	2,38,711	3,82,463
	Projector	1,42,423	81,000	3,35,552	-	5,58,975	40%	1,56,479	4,02,495
	Ups	5,272	-	-	-	5,272	40%	2,109	3,163
	Scanner	86	-	-	-	86	40%	34	52
	Server Software	90,000	-	1,90,570	-	2,80,570	40%	74,114	2,06,456
	College Inverter	67	-	-	-	67	40%	27	40
	Internet Equipment	1,261	-	-	-	1,261	40%	504	757
	Intercom	1,739	-	-	-	1,739	40%	695	1,043
	A V Projector	737	-	-	-	737	40%	295	442
	Nikon B-700 Digital Camera	9,009	-	-	-	9,009	40%	3,604	5,405
	Camera	952	-	-	-	952	40%	381	571
	CC Cameras	41,180	12,90,862	-	-	13,32,042	40%	5,32,817	7,99,225
	Tally Software	30,434	20,000	4,550	-	54,984	40%	21,084	33,901
	UPS-860VA (Microtech)	30,835	-	-	-	30,835	40%	12,334	18,501
	UPS 10KVA online sys with bateries	60,732	-	1,82,900	-	2,43,632	40%	60,873	1,82,759
	LED TV	-	-	61,696	-	61,696	40%	12,339	49,357
	Computer accessories	-	1,74,500	-	-	1,74,500	40%	69,800	1,04,700
	Total... (6)	20,30,935	25,33,455	50,81,817	-	96,46,207		28,42,120	68,04,088
<b>7</b>	<b>Library - Block - G - 40%</b>								
	Library Books	1,64,221	15,383	86,979	-	2,66,583	40%	89,237	1,77,345
	Total... (7)	1,64,221	15,383	86,979	-	2,66,583		89,237	1,77,345
	Total... (1+2+3+4+5+6+7)	11,11,02,970	32,73,094	1,01,18,933	-	12,44,34,997		1,67,73,096	10,76,61,901

For Amrita Sai Educational Improvement Trust

Secretary & Correspondent



10. Fee Collections

Sl. No.	Particulars	As at 31-Mar-2019		As at 31-Mar-2018	
		Rs.	Rs.	Rs.	Rs.
1	Special Fee Collection FY 2018-19 Less: Concessions	77,36,050	-	59,78,950	5,03,850
2	Tution Fee - From Govt	-	77,36,050	-	54,75,100
3	Tution Fee from Students Less: Concessions	4,03,94,400	-	3,10,20,700	62,000
	Total...		10,84,11,250		8,91,69,100

11. Other Income

Sl. No.	Particulars	As at 31-Mar-2019		As at 31-Mar-2018	
		Rs.	Rs.	Rs.	Rs.
1	Alumini Fee		75,100		91,330
2	Transportation Fee: Students		2,11,91,550		2,06,49,850
	Staff		10,59,910		12,88,219
3	Exam Cell - Diploma		-		1,47,537
4	Exam Cell - Other Income		-		4,06,780
5	Exam cell - Spot Valuation		15,88,113		17,98,354
6	Library Fee		-		15,881
7	NSS Grant from JNTUK		-		44,719
8	Registration Fee collection		6,10,500		6,60,900
9	Training and Placements Fee		2,72,400		22,84,000
10	Xerox Book Collection		4,15,701		6,25,430
11	Other Deduction		1,55,733		64,103
12	Discount Received		37,000		25,51,842
13	Other Income		10,02,543		54,82,104
14	Canteen Income		33,11,856		34,63,720
15	Hostel Income		-		11,76,000
16	Diplomo Board Fee		2,22,200		-
17	Exam Fee Received		57,34,761		-
	Total...		3,56,77,367		4,07,50,769

12. Interest Received

Sl. No.	Particulars	As at 31-Mar-2019		As at 31-Mar-2018	
		Rs.	Rs.	Rs.	Rs.
A)	From Bank Accounts				
1	Interest From AB 137510011000011	-	-	71	-
2	Interest From AB 1375100110000376	17,360	-	12,528	-
3	Interest From AB 137510100004766	2,289	-	1,700	-
4	Interest From CBI 3072580869	2,239	-	1,323	-
5	Interest From CBI 3072632015	25,008	-	28,375	-
6	Interest From CBI 3072633552	1,66,725	-	1,92,588	-
7	Interest From CBI 3092005205	1,102	-	1,134	-
8	Interest From SBI 6086	1,560	-	2,726	-
9	Interest From SBH 7854	19,207	-	12,879	-
			2,35,490		2,53,324
B)	Interest on FDR's	-	-	3,51,865	-
	Interest on FDR's-Excess credit adjusted	-	-	77,152	2,74,713
C)	Interest on Electricity Deposit		17,157		15,020
D)	Interest on Income Tax Refund		20,046		-
	Total...		2,72,693		

For Amrita Sai Educational Improvement Trust



*[Signature]*  
Secretary & Correspondent



Amrita Sai Educational Improvement Trust, Paritala  
A.Y:2019-20


13. Affiliation Fee

Sl. No.	Particulars	As at 31-Mar-2019		As at 31-Mar-2018	
		Rs.	Rs.	Rs.	Rs.
1	ISO Certification Fee		10,000		14,160
2	APSCHE Board		2,46,864		5,29,500
3	Certificates Fee paid		-		-
4	JNTUK Fee		48,96,650		53,58,787
5	SBTET / Polyset Fee		1,62,350		1,54,440
6	NSIC Fee		-		35,296
7	AFRC Processing Fee		63,025		-
8	AP Polyset - 2018		15,929		-
9	NBA Fee		1,77,000		-
10	TECH Fee		35,440		-
	Total...		56,07,258		60,92,183

14. Employee Benefit Expenses

Sl. No.	Particulars	As at 31-Mar-2019		As at 31-Mar-2018	
		Rs.	Rs.	Rs.	Rs.
1	Salaries:				
	Teacher's (Assistant) Salaries	-		-	
	Teaching Staff Salaries	4,45,81,571		3,92,59,246	
	Non-Teaching Staff Salaries	1,09,48,020		1,04,28,866	
			5,55,29,591		4,96,88,112
2	N.M.R. Workers	51,54,255		54,74,444	
3	EPF Contribution (Employer)	2,02,197		1,39,872	
4	Guest Lecturer Expenses	1,03,835		73,510	
5	Salaries Arrears	-		18,58,371	
6	Medical Expenses	-		12,349	
7	Mineral Water	3,30,677		3,50,058	
8	Staff Bonus	-		12,96,500	
9	Staff Welfare	1,03,763		1,11,169	
10	Uniform Expenses	89,577		87,175	
11	Security Charges	8,02,757		7,06,633	
12	Admin Charges - EPF	-		7,797	
13	Non-Admin(EPF) Expenses	16,97,700		14,77,782	
14	Stipend Paid	80,226		72,000	
15	Telephone Incentive to Staff	68,534		-	
			86,33,521		1,16,67,660
	Total...		6,41,63,112		6,13,55,772

For Amrita Sai Educational Improvement Trust

  
Secretary & Correspondent




Amrita Sai Educational Improvement Trust, Paritala  
A.Y:2019-20

15. Administrative Expenses

Sl No.	Particulars	As at 31-Mar-2019		As at 31-Mar-2018	
		Rs.	Rs.	Rs.	RS.
<b>1</b>	<b>Repairs &amp; Maintenance</b>				
	Building Insurance	26,285		29,205	
	Building Maintenance	5,59,500		10,89,739	
	Cleaning & Maintenance	1,79,327		85,206	
	Electrical Maintenance	84,476		1,64,925	
	Computer Maintenance	2,86,604		5,75,812	
	Furniture Repair and maintenance	50,070		68,780	
	Garden Maintenance	2,45,897		6,59,589	
	Other Repair & Maintenance	7,94,813		-	
	Spares & Consumables	-		28,699	
			22,26,972		27,01,955
<b>2</b>	<b>Vehicle Maintenance</b>				
	Bike Maintenance	-		25,750	
	Break Expenses	1,68,210		-	
	Buses Toll Tax	6,24,470		6,51,592	
	Diesel	87,43,273		79,34,138	
	Buses Insurance	18,90,175		20,79,052	
	Bus maintenance	24,85,029		24,29,113	
	Drivers Beta Expenses & Salaries	3,17,889		2,38,057	
	Road tax	3,21,766		1,37,060	
	Parking Expenses	45,850		29,540	
	Repairs & Maintenance - Cars & Others	11,99,736		6,21,868	
	Vehicle Insurance	84,819		3,45,711	
	Toll Gate Charges - Others	43,786		24,635	
			1,59,25,003		1,45,16,516
<b>3</b>	<b>Celebration Expenses</b>				
	Annual day celebration expenses	-		3,89,888	
	New Year Celebration Expenses	-		92,296	
	Other Celebration Expenses	2,48,850		9,45,778	
			2,48,850		14,27,962
<b>4</b>	<b>Office Expenses</b>				
	Electricity Charges A/c	15,21,169		15,37,844	
	General Expenses A/c	-		1,51,837	
	Office Expenses	6,21,151		8,37,258	
	Conveyance Expenses	23,852		76,854	
	Postage & Telegrams A/c	14,440		4,545	
	Printing & Stationery A/c	24,08,922		3,95,015	
	Sports Maintenance	-		44,745	
	Telephone Charges A/c	2,52,368		4,72,050	
	Transport Charges	1,29,193		31,776	
	Travelling Expenses	18,13,302		9,67,489	
			67,84,397		45,19,413
	Balance c/f...		2,51,85,222		2,31,65,846

For Amrita Sai Educational Improvement Trust

  
Secretary & Correspondent





Sl. No.	Particulars	As at 31-Mar-2019		As at 31-Mar-2018	
		Rs.	Rs.	Rs.	Rs.
	Balance b/d...		2,51,85,222		2,31,65,846
5	Publicity Expenses				
	Advertisement Charges	15,08,986		23,28,754	
	Campaigning Expenses	9,29,505		8,61,128	
	Donations	2,38,221		3,30,199	
	Marketing Expenses	4,71,334		4,92,791	
	Website Creation Charges	9,646		-	
			31,57,692		40,12,872
6	Canteen Expenses				
	Purchase of Provisions	-	41,62,910	-	23,80,434
7	Other Expenses				
	Audit Fee-Statutory	2,95,000		2,95,000	
	Bad Debts Written Off	-		3,29,084	
	Consultancy charges	81,869		3,32,907	
	Inspection Fee	2,310		4,300	
	Membership fee	63,258		3,40,997	
	NSS Camp Expenses	-		950	
	Insurance	-		5,78,636	
	Interest on TDS	75,125		26,355	
	Professional Charges	3,13,550		7,29,372	
	Pooja Material expenses	45,979		1,03,429	
	Building Tax	2,27,170		1,78,654	
	Penalty for Late Payment	-		2,560	
	SMS Charges	42,450		30,000	
	Life Insurance	1,64,967		-	
	Medical Expenses	22,516		-	
	Professional Tax Payments	4,113		-	
	Rounded off	(3,655)		(1,030)	
			13,34,652		29,51,213
	Total...		3,38,40,475		3,25,10,366

#### 16. Academic Expenses

Sl. No.	Particulars	As at 31-Mar-2019		As at 31-Mar-2018	
		Rs.	Rs.	Rs.	Rs.
1	Admission Expenses		2,16,001		1,06,300
2	Campus Drive Expenses		16,06,937		6,54,686
3	Department Expenses		35,753		1,62,949
4	Exam Cell Expenses		3,68,687		3,70,030
5	Exam Cell - Spot Valuation Expenses		18,88,320		19,82,168
6	Exam Fee Paid to JNTU-Kakinada		39,45,968		4,57,267
7	Honorarium Payment		40,000		40,245
8	Internet Expenses		7,80,425		8,86,675
9	Lab Maintenance		30,547		51,586
10	Library maintenance		22,468		71,465
11	NBA Expenses		1,02,152		2,75,998
12	Project Expo		17,080		1,07,645
13	R&D Expenses		2,91,743		3,09,735
14	Scholarships and Merit awards		8,29,500		-
15	Student Welfare		8,52,946		1,13,850
16	Refund of fees		49,006		87,702
17	Training & Placement Expenses		5,24,920		10,11,111
18	Subscriptions		5,09,660		-
19	Website Maintenance Charges		1,44,397		-
20	Atonomous Expenses		5,41,401		-
21	Sports Expenses		21,378		-
	Total...		1,28,18,289		32,78,443

For Amrita Sai Educational Improvement Trust

*[Signature]*  
Secretary & Correspondent



17. Finance Cost

Sl. No.	Particulars	As at 31-Mar-2019		As at 31-Mar-2018	
		Rs.	Rs.	Rs.	Rs.
1	Bank Charges				
2	Interest on CBI OD 3073359600		47,847		31,256
3	Interest on CBI Loan - 6557		33,15,554		35,71,782
4	Interest on CBI Loan - 8862		65,008		1,06,874
5	Interest on CBI Loan - 9677		19,321		65,405
6	Interest on loan from Sundaram Finance-I 019300765		19,294		65,405
7	Interest on loan from Sundaram Finance-I 019300766		-		8,723
8	Interest on Loan-Sudaram Finance-J 019300813		-		8,723
9	Interest on Loan-Sudaram Finance-K 019300548		21,071		1,86,147
10	Interest on Loan-Sudaram Finance-L 019300278		2,66,793		5,74,960
11	Interest on Loan-Sudaram Finance-L 019300279		57,967		1,33,149
12	Interest on Loan-Sudaram Finance-L 019300542		22,014		54,520
13	Interest on Loan-Sudaram Finance-M 019300021		3,82,211		5,77,342
14	Interest on Loan-Sudaram Finance-M 019300022		2,42,489		3,10,535
15	Interest on Loan-Sudaram Finance-M 019300023		1,21,264		1,55,295
16	Interest on Loan-Sudaram Finance-M 019300830		1,21,264		1,55,295
17	Loan Processing Charges		5,19,031		3,52,682
18	Interest on Unsecured Loan-K.Mruthula		5,900		54,400
19	Interest on Unsecured Loan-Jaya Sai Aquaa		2,14,151		1,93,277
			4,68,742		3,95,428
	Total		59,09,921		70,01,198

For Amrita Sai Educational Improvement Trust

Secretary & Correspondent



Amrita Sai Educational Improvement Trust, Paritala  
A.Y:2019-20

18. Opening Cash & Bank Balances as on 01-Apr-2018

Sl. No.	Particulars	Amount Rs.	Amount Rs.
A)	Bank Balances:		
1	Andhra Bank SB - 137510011000376	48,166	
2	Andhra Bank SB - 137510100004766	86,068	
3	Andhra Bank SB - 09341002990011	9,243	
4	Central Bank of India CA - 3150270927	17,478	
5	Central Bank of India CA - 3071790301	-43,131	
6	Central Bank of India SB - 3072580869	1,08,600	
7	Central Bank of India SE - 3072632015	1,87,80,208	
8	Central Bank of India SB - 3092005205	31,070	
9	Central Bank of India SB - 3072633552	84,77,341	
10	SBH - Paritala - 62275977854	1,74,515	
11	SBI - KCL - 32896506085	15,601	
12	SBI - KCL - SB A/c No.11382486865	1,44,227	
13	SBI, Tenali - CA No.30038620065	54,620	
14	HDFC-CA-50200024991567	7,42,743	
			2,87,33,011
B)	Cash Balance		1,47,700
	Total...		2,88,80,711

19. Unsecured Loans received

Sl. No.	Particulars	Amount Rs.	Amount Rs.
1	Jasti Rajeswari	9,00,000	
2	Koratala Eswarchand	30,00,000	
3	M/s Jaya Lakshmi sea Foods Pvt Ltd	98,00,000	
4	M/s Jaya Sai Aqua	49,00,000	
5	Yalavarthi Bala Gangadha rao	20,00,000	
	Total		2,06,00,000

20. Amount received from Employees

Sl. No.	Particulars	Amount Rs.	Amount Rs.
1	Sampathi Suresh	10,000	
2	Sai Manoj	1,59,050	
	Total		1,69,050

For Amrita Sai Educational Improvement Trust

*[Signature]*  
Secretary & Correspondent



Amrita Sai Educational Improvement Trust, Paritala  
A.Y:2019-20

21. Interest received

Sl No.	Particulars	Amount Rs.	Amount Rs.
	Interest from		
1	Andhra Bank - 137510011000011		
2	Andhra Bank - 137510011000376	17,360	
3	Andhra Bank - 13751000004766	2,289	
4	Central Bank of India - 3072580369	2,239	
5	Central Bank of India - 3072632015	25,008	
6	Central Bank of India - 3072633552	1,66,725	
7	Central Bank of India - 3092005205	1,102	
8	Central Bank of India - 32896506086	1,560	
9	Central Bank of India - 62275977854	19,207	
	Total...		2,35,490
			2,35,490

22. Fee Collection

Sl No.	Particulars	Amount Rs.	Amount Rs.
1	Bus fee		
2	Tution Fee (Cat- A)		34,000
3	Tution Fee (Cat-B)		1,19,800
4	Fee Received from Govt		
	F.Y.2015-16	17,500	
	F.Y.2016-17	3,57,650	
5	Special Fee Collection		3,75,150
6	Registration Fee Collection		98,750
7	Canteen Income		3,900
8	Xerox Book Collection		33,11,856
9	Alumini Fee		4,15,701
10	Exam Cell spot valuation fee		74,800
11	Exam Fee		15,88,113
12	Trainin g and Placement Fee		57,34,761
	Total...		2,72,400
			1,20,29,231

23. Fee from Students

Sl No.	Particulars	Amount Rs.	Amount Rs.
1	B Tech		7,38,06,359
2	Diploma		55,33,450
3	PG		75,07,700
4	Hostel Fee Receivable		1,69,000
	Total...		8,70,16,509

For Amrita Sai Educational Improvement Trust

  
Secretary & Correspondent



Amrita Sai Educational Improvement Trust, Paritala  
A.Y:2019-20

24. Amount received from Creditors

Sl. No.	Particulars	Amount Rs.	Amount Rs.
1	Sailaja		50,000
2	Jagathi publications Limited		600
Total			50,600

25. Amount received from Loans & Advances

Sl. No.	Particulars	Amount Rs.	Amount Rs.
1	CVVD Srikanth advance	1,040	
2	P Ankama Rao (Imprest)	60	
3	SVS Sudheer kumar	602	
Total			1,702
			1,702

26. Repayment of Secured Loans (Including Interest)

Sl. No.	Particulars	Amount Rs.	Amount Rs.
1	Vehicle Loans		
	CBI -Vehicle Loan-3930448862	3,83,570	
	CBI -Vehicle Loan-3930429677	3,83,543	
	CBI -Vehicle Loan-3521706557	4,52,000	
			12,19,113
2	Sundaram Finance		
	Sundaram Finance Loan - L 019300278	7,74,833	
	Sundaram Finance Loan - L 019300279	3,34,386	
	Sundaram Finance Loan- L 019300542	20,29,789	
	Sundaram Finance Loan- K 019300548	31,76,007	
	Sundaram Finance Loan-J 019300813	8,21,429	
	Sundaram Finance Loan-M 019300021	9,45,511	
	Sundaram Finance Loan-M 019300022	4,72,736	
	Sundaram Finance Loan-M 019300023	4,72,736	
	Sundaram Finance Loan- M 019300830	32,65,769	
	Sundaram Finance Loan- N 019302164	79,022	
			1,23,72,218
Total			1,35,91,331

27. Payment of Outstanding Provisions

Sl.No.	PARTICULARS	AMOUNT Rs.
1	Auditor's Remuneration	2,70,000
2	JNTUK Fee Payable	5,00,000
3	Salaries Payable	5,84,99,429
TOTAL		5,92,69,429

For Amrita Sai Educational Improvement Trust.

*[Signature]*  
Secretary & Correspondent



Amrita Sai Educational Improvement Trust, Paritala  
A.Y:2019-20

28.Payment of Statutory Payments

Sl.No.	PARTICULARS	AMOUNT	
		Rs.	Rs.
1	Professional tax of employees		2,07,350
2	EPF Payable		2,37,404
3	TDS on other than salaries		
	TDS u/s 194A	2,01,464	
	TDS u/s 194C	58,352	
	TDS u/s 194J	1,94,293	
4	TDS on salaries		4,54,109
			22,49,868
	<b>TOTAL</b>		<b>31,48,721</b>

29.Purchase of College Equipments

Sl.No.	PARTICULARS	AMOUNT
		Rs.
1	Hard Disc	27,750
2	Library Books	42,504
3	Executive Chairs	50,000
4	Cash Counting Machine	6,200
5	HT Capacitors	5,590
6	Projector	29,992
	<b>TOTAL</b>	<b>2,02,036</b>

30.Purchase of Office Equipments

Sl.No.	PARTICULARS	AMOUNT
		Rs.
1	Fire Security	85,330
2	Electrical Equipment	4,072
3	Generator	20,000
4	Mobile Phones A/c	10,000
5	Transformer HT	66,414
6	Water Coolers	85,000
	<b>TOTAL</b>	<b>2,70,816</b>

31.Amount paid for Construction

Sl.No.	PARTICULARS	AMOUNT
		Rs.
1	Construction Labour (Labour Works) Wages	1,50,000
2	Purchase of Cement	37,050
	<b>TOTAL</b>	<b>1,87,050</b>

For Amrita Sai Educational Improvement Trust

Secretary & Correspondent



Amrita Sai Educational Improvement Trust, Paritala  
A.Y:2019-20

32. Payments for other Fixed Assets

S/No	PARTICULARS	AMOUNT Rs.
1	Computer & Devices	2,700
2	Furniture & Fixtures	10,000
3	Plant & Machinery	1,50,062
4	Server Software	4,550
5	Sports Materials	6,100
6	Vehicles	19,478
TOTAL		1,93,790

33. Payment of Affiliated Fees

S/No	PARTICULARS	AMOUNT Rs.
1	AFRC Processing Fee	63,026
2	AICTE Fee	3,00,000
3	AP Polysat 2018	15,929
4	JNTU Fee	6,13,800
5	APSCHE Board	2,48,884
6	NBA Fee	1,77,000
7	TECH Fest	35,440
8	SBTET Fee	1,62,350
TOTAL		11,16,429

34. Payment of Employee Benefits

S/No	PARTICULARS	AMOUNT Rs.
1	Staff Welfare	4,34,440
2	EPF Expenses	2,02,167
3	Guest lecture	1,03,835
4	Security Charges	6,000
5	Telephone Incentive to Staff	66,534
TOTAL		8,13,006

For Amrita Sai Educational Improvement Trust

*(Signature)*  
Secretary & Correspondent



Amrita Sai Educational Improvement Trust, Paritala  
A.Y:2019-20

35. Payment of Bank Interest & Charges

Sl.No.	PARTICULARS	AMOUNT	
		Rs.	Rs.
1	Bank Charges A/c		50,483
2	Interest - CBI OD (9600)		33,15,554
3	Interest on		
	Sundaram Finance Loan-J 019300813	21,071	
	Sundaram Finance Loan- K 019300548	2,66,793	
	Sundaram Finance Loan - L 019300278	57,967	
	Sundaram Finance Loan - L 019300279	22,014	
	Sundaram Finance Loan- L 019300542	3,82,211	
	Sundaram Finance Loan- M 019300021	2,42,489	
	Sundaram Finance Loan- M 019300022	1,21,264	
	Sundaram Finance Loan- M 019300023	1,21,264	
	Sundaram Finance Loan- M 019300830	5,19,031	17,54,104
4	Processing Charges		5,900
	<b>TOTAL</b>		<b>51,26,041</b>

36. Payment of Academic Expenses

Sl.No.	PARTICULARS	AMOUNT
		Rs.
1	Admission Expenses	45,001
2	Autonomous Expenses	5,02,116
3	Campus Drive Exp	12,063
4	Department Expenses	38,045
5	Exam Cell Spot Valuation Fees Paid	18,97,371
	Exam Cell Expenses	3,68,687
6	Honorarium Paid	40,000
7	Internet Expenses A/c	3,41,881
8	JNTUK Exam Fee	39,45,969
9	Lab Maintainance A/C	17,284
10	Library Expenses	22,468
11	NBA Expenses	11,273
12	PROJECT EXPO	17,080
13	R & D Expences A/C	2,33,299
14	Refund of Fees	49,006
15	Scholarships and Merit Rewards	8,29,500
16	Sports Expenses	21,378
17	Student Welfare	1,17,071
18	Subscriptions	3,60,516
19	Training & Placement Expenses	1,19,346
	<b>TOTAL</b>	<b>89,89,352</b>

For Amrita Sai Educational Improvement Trust



Secretary & Correspondent





Amrita Sai Educational Improvement Trust, Paritala  
A.Y:2019-20

37. ADMINISTRATIVE EXPENSES

Sl.No	PARTICULARS	AMOUNT	AMOUNT
		Rs.	Rs.
1	Repairs & Maintenance		
	Building Insurance	26,285	
	Cleaning & Maintenance	1,79,327	
	Computer Maintenance	6,985	
	Electrical Maintenance	76,891	
	Garden Maintenance	18,268	
	Repairs & Maintenance-Furniture	1,500	
	Repairs & Maintenance - Others	5,41,127	
	Repairs & Maintenance -Building	4,91,000	
			13,41,383
2	Celebration Expenses		
	Celebrations Exp	2,09,210	
			2,09,210
3	Office Expenses		
	Conveyance Expenses	23,852	
	Electricity Charges	16,37,067	
	Office Expenses	5,54,727	
	Postage & Courier Charges	14,440	
	Printing & Stationery A/c	2,34,498	
	Telephone Charges A/c	2,52,368	
	Transport Charges A/c	1,21,885	
	Travelling Expenses	13,78,969	
	Web Designing Charges	9,647	
			42,26,542
4	Publicity Expenses		
	Advertisement Charges	48,004	
	Campaigning Expenses	4,11,495	
	Marketing Expenses	52,740	
	Donations	2,48,221	
			7,60,460
5	Vehicle Maintenance		
	Buses Diesel Oil	1,934	
	Buses Insurance	18,90,175	
	Buses Repairs & Maintenance	4,90,828	
	Buses Road Tax	3,16,840	
	Buses Toll Charges	2,56,566	
	Diesel Expenses	1,05,426	
	Drivers Maintenance	3,13,139	
	Parking Charges	46,850	
	Bus break Expenses	1,68,210	
	Repairs & Maintenance - Cars & Others A/C	1,47,521	
	Toll Charges-Others	43,786	
	Vehicle Insurance	2,09,373	
			39,90,648
	Balance C/f...		1,05,28,244

For Amrita Sai Educational Improvement Trust

*[Signature]*  
Secretary & Correspondent



Sl.No.	PARTICULARS	AMOUNT	
		Rs.	Rs.
	Balance B/d...		1,05,28,244
6	Canteen Expenses		40,83,165
7	Other Expenses		
	Building Tax	2,27,170	
	Consultancy	81,869	
	Membership Fee	63,258	
	Medical Expenses	22,516	
	Inspection Fee	2,310	
	Interest on TDS	73,307	
	Professional Charges	1,50,500	
	Pooja Material expenses	45,979	
	Life Insurance	4,64,967	
	SMS Charges	42,450	
			11,74,326
	<b>TOTAL</b>		<b>1,57,85,735</b>

**38.Fee From Students**

Sl.No.	PARTICULARS	AMOUNT
		Rs.
1	B.Tech.	60,724
2	Diplomo	94,725
3	PG	6,750
	<b>TOTAL</b>	<b>1,62,199</b>

**42.Cash & Bank Balances as on 31-03-2019**

Sl.No.	PARTICULARS	AMOUNT	
		Rs.	Rs.
A)	<b>BANK BALANCES</b>		
1	Andhra Bank SB - 13751C011000376	44,951	
2	Andhra Bank SB - 13751C100004766	88,357	
3	Andhra Bank SB - 09341002990011	9,243	
4	Central Bank of India CA - 3150270927	19,646	
5	Central Bank of India CA - 3071790301	28,708	
6	Central Bank of India SB - 3072580869	1,39,019	
7	Central Bank of India SB - 3072632015	1,42,763	
8	Central Bank of India SB - 3092005205	32,172	
9	SBH - Paritala - 62275977854	5,82,581	
10	SBI-SB -32896506086	17,161	
11	SBI, KCL, CA A/c No.11382486865	4,00,665	
12	SBI, Tenali - CA No.30083620065	-	
13	Central Bank of India SB - 3072633552	15,663	
14	HDFC-CA-50200024991567	4,65,928	
15	CBI - CA - 3717232018	1,17,841	
16	CBI - CA - 3724462984	74,70,666	
			95,75,364
B)	<b>CASH BALANCE</b>		5,23,900
	<b>TOTAL</b>		<b>1,00,99,264</b>

For Amrita Sai Educational Improvement Trust

Secretary & Correspondent



Amrita Sai Educational Improvement Trust, Paritala  
A.Y:2019-20

39. Amount Paid to Sundry Creditors During the F.Y:2018-19


Sl.No	PARTICULARS	AMOUNT
		RS
1	AJR Digital Studio & Video	16,170
2	Alankar Metform Industries	11,965
3	Ambica Silks A/c	22,085
4	Amulya International	28,390
5	Andhra Prabha Publications	49,000
6	ANGLES ADVERTISERS	35,100
7	Annapurna Broadcastings Pvt Ltd	2,18,660
8	Associated Broadcasting Pvt Ltd	2,11,700
9	Assured Advt & Media Pvt Ltd	66,950
10	Automotive Manufactures Pvt Ltd	3,28,910
11	B4 ADS	46,530
12	Bees Software Solutions Pvt Ltd	1,60,570
13	Bharathi Airtel	92,695
14	BIZRIGHTS IP PARTNERS	58,864
15	B Koteswaramma Gollapudi	38,115
16	Charan Sports Gear	49,380
17	CODE.TANTRA TECH SOLUTION Pv Ltd A/c	3,00,000
18	Craw Cyber Security Pvt Ltd	76,700
19	Crisil Ltd	43,200
20	Delnet - Developing Library Network	13,570
21	Digital Tv Ads-D Channel	44,550
22	ECommerce Consultants Private LTD	3,41,491
23	First Guard Security Services	4,78,471
24	Friends Software Solutions	20,000
25	FRONTVIEW SECURITY & MAN POWER SERVICES	91,415
26	G BALAJI RAO A/C	70,000
27	G.V . Ramesh A/C	7,000
28	Hotel Ilapuram	44,881
29	Innogeeks Technologies	18,63,360
30	Jagathi Publications Limited	75,481
31	Jasper Industries Private Ltd.	1,63,483
32	JBS Communication & Technologies	77,65,114
33	JBS Technologies	12,00,000
34	Jignasa Students Activity Club	1,08,000
35	JVR Scientific Products	12,998
36	Kailash Electricals	51,108
37	Kishore Tyre Works	47,000
38	Krishna Computers & Peripherals	30,508
39	KVQA Certification Services Pvt Ltd	10,000
40	Lakshmi Deepthi Agencies	1,35,507
41	Lakshmi Sai Durga Traders	33,225
42	Master Channel Network P Ltd	38,000
43	MASTERS SECURITY & SERVICE PROVIDERS	2,88,402
44	Meghana Media Communications	2,85,959
45	M.K.Steel Enterprises	17,230
46	M Mahesh	25,000
47	My Guru On Line India (P) Ltd.,	3,07,400
48	Omkar Graphics & Offset Printers	16,59,356
49	Prajashakti Printers & Publishers Pvt Ltd	1,03,425
50	Prime Biztech Solutions Pvt.Ltd	80,340
	Balance c/d ...	1,72,68,058

For Amrita Sai Educational Improvement Trust



Secretary & Correspondent





3.	Whether any payment was made to any such person during the previous year by way of salary allowance or otherwise? If so, give details.	NO
4.	Whether the services of the institution were made available to any such person during the previous year? If so, give details thereof together with remuneration or compensation received, if any.	NO
5.	Whether any share, security, or other property was purchased by or on behalf of the institution during the previous year from any such person? If so, give details thereof together with the consideration paid.	NO
6.	Whether any share, security, or other property was sold by or on behalf of the institution during the previous year to any such person? If so, the details thereof together with the consideration received.	NO
7.	Whether any income or property of the institution was diverted during the previous year in favour of any such person? If so, give details thereof together with the amount of income or value of property so diverted.	NO
8.	Whether the income or property of the institution was used or applied during the previous year for the benefit of any such person in any other manner? If so, give details.	NO

**III. Investment held at any time during the previous year(s) in concerns in which persons referred to in section 13(3) have a substantial interest.**

Sl.No	Name and address of the concern	Where the concern is a company No. and class of shares held	Nominal value of the investment	Income from the investment	Whether the amount in Col. 4 exceeded 5% of the capital of the concern during the previous year-say. Yes/No



For M N Rao & Associates  
Chartered Accountants

*Phaneesh*

(Phaneesh Reddy Madadi)

Membership No: 244506  
Registration No: 005386S

Place :VIJAYAWADA

Date : 31/10/2019

UDIN : 19244506AAAAET6236

**ANNEXURE  
STATEMENT OF PARTICULARS**

*I Application of income for charitable or religious purposes.*

1.	Amount of income of the previous year applied to charitable or religious purposes in India during that year.	138798805
2.	Whether the institution has exercised the option under clause (2) of the Explanation to section 11 (1)? If so, the details of the amount of income deemed to have been applied to charitable or religious purposes in India during the previous year.	No
3.	Amount of income Accumulated or set apart for application to charitable or religious purposes, to the extent it does not exceed 15 per cent of the income derived from property held under trust Wholly for such purposes.	5562505
4.	Amount of income eligible for exemption under section 11(1)(c) [Give details]	No
5.	Amount of income, in addition to the amount referred to in item 3 above, accumulated or set apart for specified purposes under section 11(2)	0
6.	Whether the amount of income of mentioned in item 5 above has been invested or deposited in the manner laid down in section 11(2)(b)? If so, the details thereof.	NA
7.	Whether any part of the income in respect of which an option was exercised under clause (2) of the Explanation to section 11(1) in any earlier year is deemed to be income of the previous year under section 11(B)? If so, the details thereof.	No
8.	Whether, during the previous year, any part of income accumulated or set apart for specified purposes under section 11(2) in any earlier year :-	
a.	has been applied for purposes other than charitable or religious purposes or has ceased to be accumulated or set apart for application thereto, or	No
b.	has ceased to remain invested in any security referred to in section 11(2)(b)(i) or deposited in any account referred to in section 11(2)(b)(ii) or section 11(2) (b) (iii), or	No
c.	has not been utilised for purpose for which it was accumulated or set apart during the period for which it was to be accumulated or set apart, or in the year immediately following the expiry thereof? If so, the details thereof	No

**II. Application or use of income or property for the benefit of persons referred to in section 13 [3].**

1.	Whether any part of the income or property of the institution was lent, or continues to be lent, in the previous year to any person referred to in section 13(3) (hereinafter referred to in this Annexure as such person) ? If so, give details of the amount, rate of interest charged and the nature of security, if any.	NO
2.	Whether any land, building or other property of the institution was made, or continued to be made, available for the use of any such person during the previous year? If so, give details of the property and the amount of rent or compensation charged, if any.	NO





## FORM NO. 10B

[See Rule 17B]

### Audit Report under section 12A (b) of the Income-tax Act, 1961 in the case of charitable or religious trusts or institutions

We have examined the balance sheet of AMRITA SAI EDUCATIONAL IMPROVEMENT TRUST AABTA8734G [name and PAN of the trust or institution] as at 31/03/2019 and the Profit and loss account for the year ended on that date which are in agreement with the books of account maintained by the said trust or institution

We have obtained all the information and explanations which to the best of our knowledge and belief were necessary for the purposes of the audit. In our opinion, proper books of account have been kept by the head office and the branches of the above-named institution visited by us so far as appears from our examination of the books, and proper Returns adequate for the purposes of audit have been received from branches not visited by us subject to the comments given below:

In our opinion and to the best of our information, and according to information given to us the said accounts give a true and fair view: -

- i. in the case of the balance sheet of the state of affairs of the above-named institution as at 31/03/2019
- ii. in the case of the profit and loss account, of the profit or loss of its accounting year ending on 31/03/2019

The prescribed particulars are annexed hereto.



For M N Rao & Associates  
Chartered Accountants

*Phaneesh*  
(Phaneesh Reddy Madadi)

Membership No: 244506  
Registration No: 005386S

Place :VIJAYAWADA  
Date : 31/10/2019  
UDIN : 19244506AAAAET6236

Head Office : Vaishnavi Plaza (2<sup>nd</sup> Floor), # 40-6/3-9, Near V. P. Siddhartha Public School, Mogalrajapuram,  
Vijayawada -520 010, Andhra Pradesh, INDIA.


Branch Offices : • Tenali • Hyderabad • Narasaraopet

Amrita Sai Educational Improvement Trust, Paritala  
A.Y:2019-20

41.Amount Paid to Loans & Advances During the F.Y:2018-19

Sl.No.	PARTICULARS	AMOUNT
		Rs.
1	Advance for Campaigning and Marketing	4,82,500
2	Advance for Departments HOD'S (Imprest)	66,000
3	B Chanti	3,500
4	B.Rama Rao	20,000
5	Ch Siva Sankar- Transport	6,483
6	CVVD SRIKANTH Advance	41,854
7	D.Pavan Kumar	30,040
8	K Phani Srinivas	47,990
9	K. Sambaiah, Electr.cian	7,585
10	KV.Mallikharjun Rao	1,87,388
11	P.Ankama Rao (IMPREST CASH)	2,53,888
12	P.Chiranjeevi	2,69,724
13	P.D Srinivasa Rao	33,924
14	Rajesh T	1,00,119
15	S V S Sudheer Kumar	12,59,145
16	T. Koteswara Rao	41,000
17	T.Nageswara Rao	16,845
18	Tollgate Advances	3,66,370
	<b>TOTAL</b>	<b>32,54,355</b>

For Amrita Sai Educational Improvement Trust

  
Secretary & Correspondent





Amount Paid to Sundry Creditors During the F.Y:2018-19

Sl.No	PARTICULARS	AMOUNT
		Rs.
	Balance b/d ...	1,72,68,058
51	Radha Madhav Automobiles Pvt Ltd	6,23,237
52	Rajadhani Breaking News	69,4C3
53	Ratnis Technologies Pvt Ltd	15,637
54	Roy Tyres A/C	1,55,400
55	Sai Ram Iron & Hardware Merchants	1,27,847
56	S Bala Vara Lakshmi	26,000
57	Shiridi Sainath Marketing Furniture	2,07,370
58	Shweta Computer Park A/c	9,600
59	SINGLE WINDOW A/C	58,430
60	Soft X Technologies Private Limited	50,400
61	Spark Advertising & Marketing Agency(Andhra Jyothi)	42,758
62	S.R Ads,Narsarao Pet	17,640
63	Sri Bharath Steels	1,850
64	Sri Lakshmi Srinivasa Iron Spares General Stores	18,016
65	Sri Laxmi Battery Works	48,400
66	Sri Metal Works	57,000
67	SRI MITHRA SCIENTIFIC COMPANY	3,345
68	Sri Raghavendra Electricals	51,531
69	Sri Sai Advertising Media	46,800
70	Sri Sai Cement & Steels	78,500
71	Sri Sai Durga Agencies A/c	15,480
72	Sri Sai Suguna Electricals	1,44,645
73	Sri Sridevi Fly Ash Products	68,500
74	Sri Vigneswara Agencies	59,400
75	SS GARDEN & PLANTATION DEVELOPERS	2,48,342
76	Stratus Info Technologies Pvt Ltd	64,680
77	SUNDARAM INDUSTRIES PVT LTD	11,194
78	Sunshine Publications	29,400
79	S V L Cooling Solutions	2,16,650
80	Tejaswi Pest Control	43,713
81	T Krishna Singh	1,41,811
82	Tummala Sridhar	67,212
83	UNIVERSAL TRADERS	79,745
84	V Dinesh	1,53,900
85	Venkateswara Service Station	86,35,911
86	Zybeak Technologies	65,000
Total		2,90,53,776

For Amrita Sai Educational Improvement Trust



*(Handwritten Signature)*

Secretary & Correspondent

